



US00D442974S

(12) **United States Design Patent**
Magnusson

(10) **Patent No.:** **US D442,974 S**

(45) **Date of Patent:** **** May 29, 2001**

(54) **MINI BAR**

(75) **Inventor:** **Fredrik Magnusson, Stockholm (SE)**

(73) **Assignee:** **Pingu Design AB (SE)**

(**) **Term:** **14 Years**

(21) **Appl. No.:** **29/092,824**

(22) **Filed:** **Aug. 27, 1998**

(30) **Foreign Application Priority Data**

Feb. 27, 1998 (SE) 98-0481

(51) **LOC (7) Cl.** **15-07**

(52) **U.S. Cl.** **D15/85**

(58) **Field of Search** D15/79, 81, 85,
D15/86, 89, 91; D20/4, 5; 221/4, 5, 7, 194

(56) **References Cited**

U.S. PATENT DOCUMENTS

- D. 184,125 * 12/1958 Ferar D15/91
- D. 203,872 * 2/1966 Courson D20/4
- D. 281,883 * 12/1985 Carter et al. D15/91

- D. 325,918 * 5/1992 Lloyd D15/81
- D. 334,595 * 4/1993 Livingston D20/5
- D. 370,226 * 5/1996 Hebert D15/85
- D. 422,286 * 4/2000 Choi et al. D15/81
- 4,629,090 * 12/1986 Harris et al. 221/7

* cited by examiner

Primary Examiner—Sandra L. Morris

(74) *Attorney, Agent, or Firm*—Ostrolenk, Faber, Gerb & Soffen, LLP


(57) **CLAIM**

The ornamental design for a mini bar, as shown and described.

DESCRIPTION

FIG. 1 is a front view of a mini bar showing my new design; FIG. 2 is a left side view thereof, the right side view being a mirror image; FIG. 3 is a top view thereof, the bottom view being a mirror image; FIG. 4 is a front perspective view thereof; and, FIG. 5 is a rear view thereof.

1 Claim, 2 Drawing Sheets






FIG. 1

FIG. 2

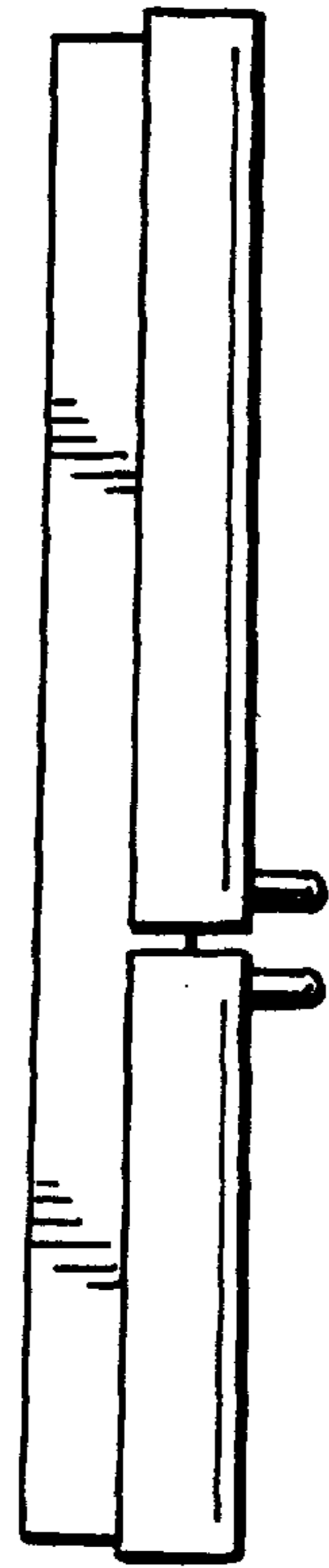


FIG. 3




FIG. 4

FIG. 5

