



US00D442973S

(12) **United States Design Patent**
Strandell et al.

(10) **Patent No.:** **US D442,973 S**

(45) **Date of Patent:** **** May 29, 2001**

(54) **ICE DISPENSER**

(75) Inventors: **Timothy B. Strandell**, Racine; **Jeffrey James Pagel**, Staughton, both of WI (US)

(73) Assignee: **Manitowoc Foodservice Group, Inc.**, Sparks, NV (US)

(**) Term: **14 Years**

(21) Appl. No.: **29/110,146**

(22) Filed: **Aug. 31, 1999**

Related U.S. Application Data

(62) Division of application No. 29/096,319, filed on Nov. 10, 1998, now Pat. No. Des. 421,027, which is a continuation of application No. 29/080,065, filed on Nov. 26, 1997, now abandoned.

(51) **LOC (7) Cl.** **15-07**

(52) **U.S. Cl.** **D15/80**

(58) **Field of Search** D15/79, 80, 81, D15/83; 62/246-252, 371, 444, 445, 457.1

(56) **References Cited**

U.S. PATENT DOCUMENTS

- D. 230,882 * 3/1974 Winsett D15/80
- D. 256,923 * 9/1980 Mullins, Jr. D15/80
- D. 369,608 * 5/1996 Ratchford D15/80
- 2,569,113 * 9/1951 Munshower 62/277

OTHER PUBLICATIONS

Foodservice Equipment and Supplies Specialist, May 1989. p. 14, Ice cube machine, right side.*

* cited by examiner

Primary Examiner—Sandra L. Morris

(74) *Attorney, Agent, or Firm*—Brinks Hofer Gilson & Lione

(57) **CLAIM**

The ornamental design for an ice dispenser, as shown and described.

DESCRIPTION

FIG. 1 is a right, front perspective view of an ice dispenser showing the new design.

FIG. 2 is a front elevational view of the embodiment of FIG. 1.

FIG. 3 is a right side elevational view of the embodiment of FIGS. 1-2, the left side elevational view being a mirror image thereof.

FIG. 4 is a rear elevational view of the embodiment of FIGS. 1-3.

FIG. 5 is a top plan view of the embodiment of FIGS. 1-4 (the dashed lines showing of the internal mechanism in this figure are for illustrative purposes only and form no part of the claimed design); and,

FIG. 6 is a bottom plan view of the embodiment of FIGS. 1-5.

1 Claim, 5 Drawing Sheets

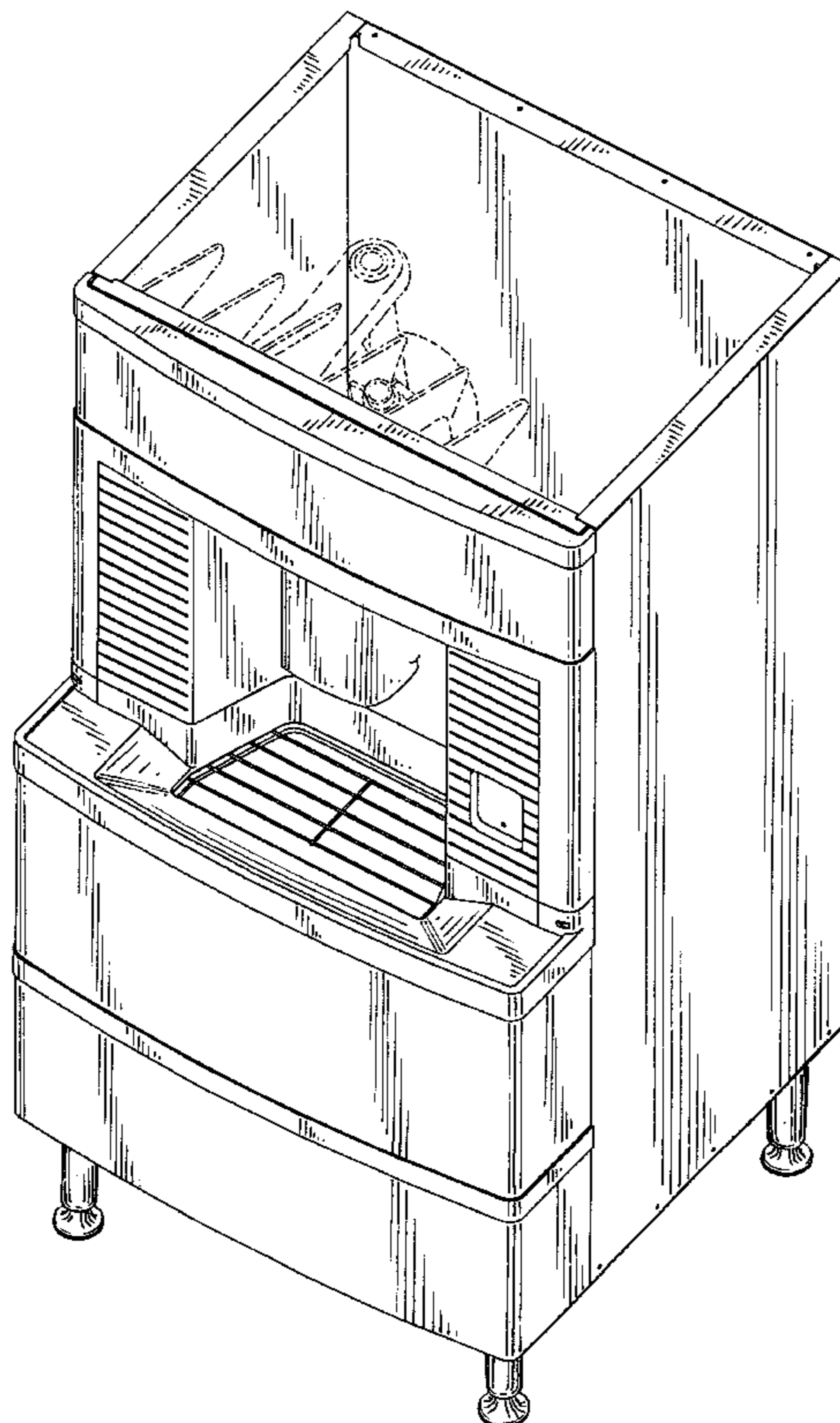


FIG. 1




FIG. 2

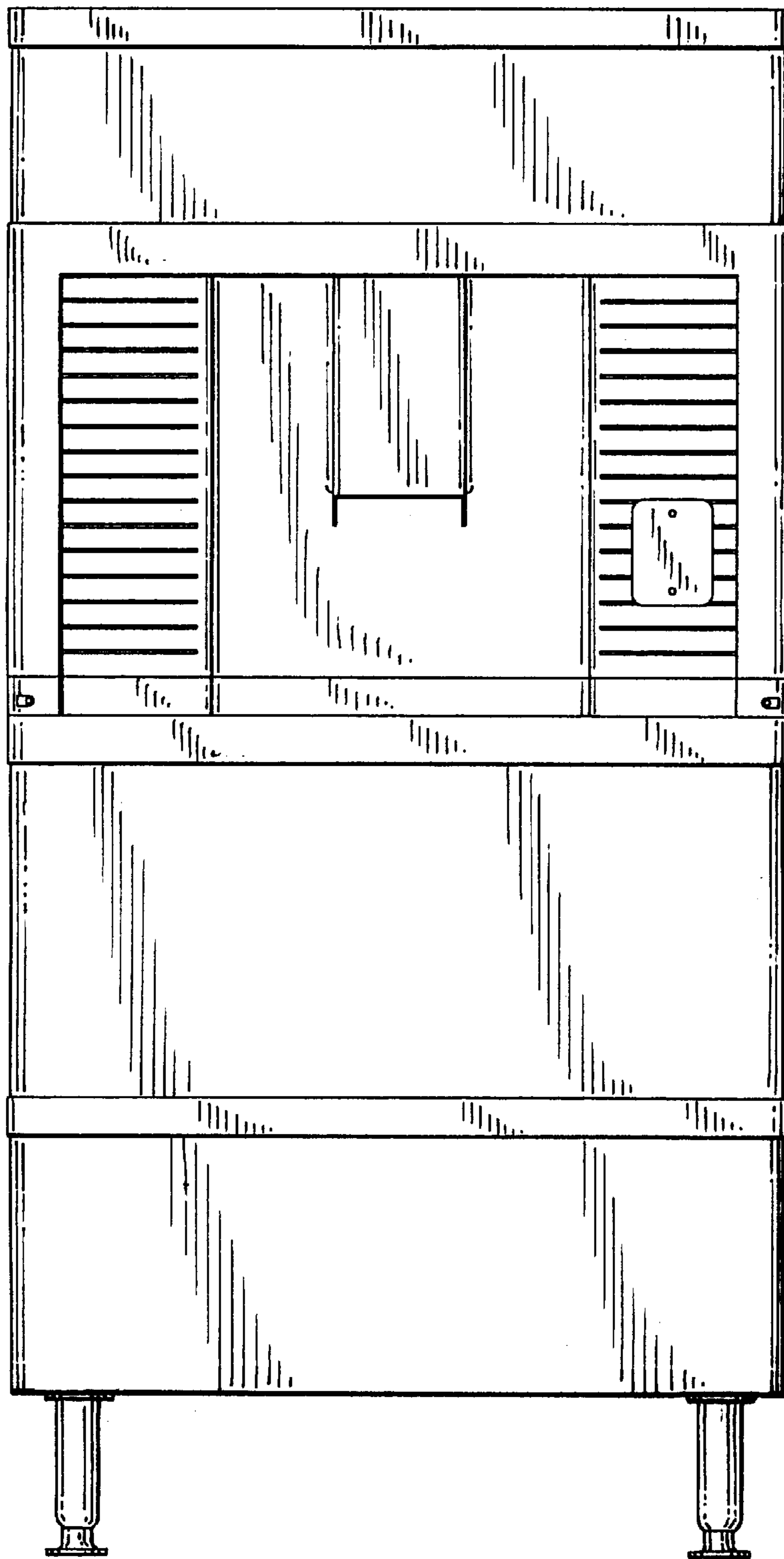


FIG. 3

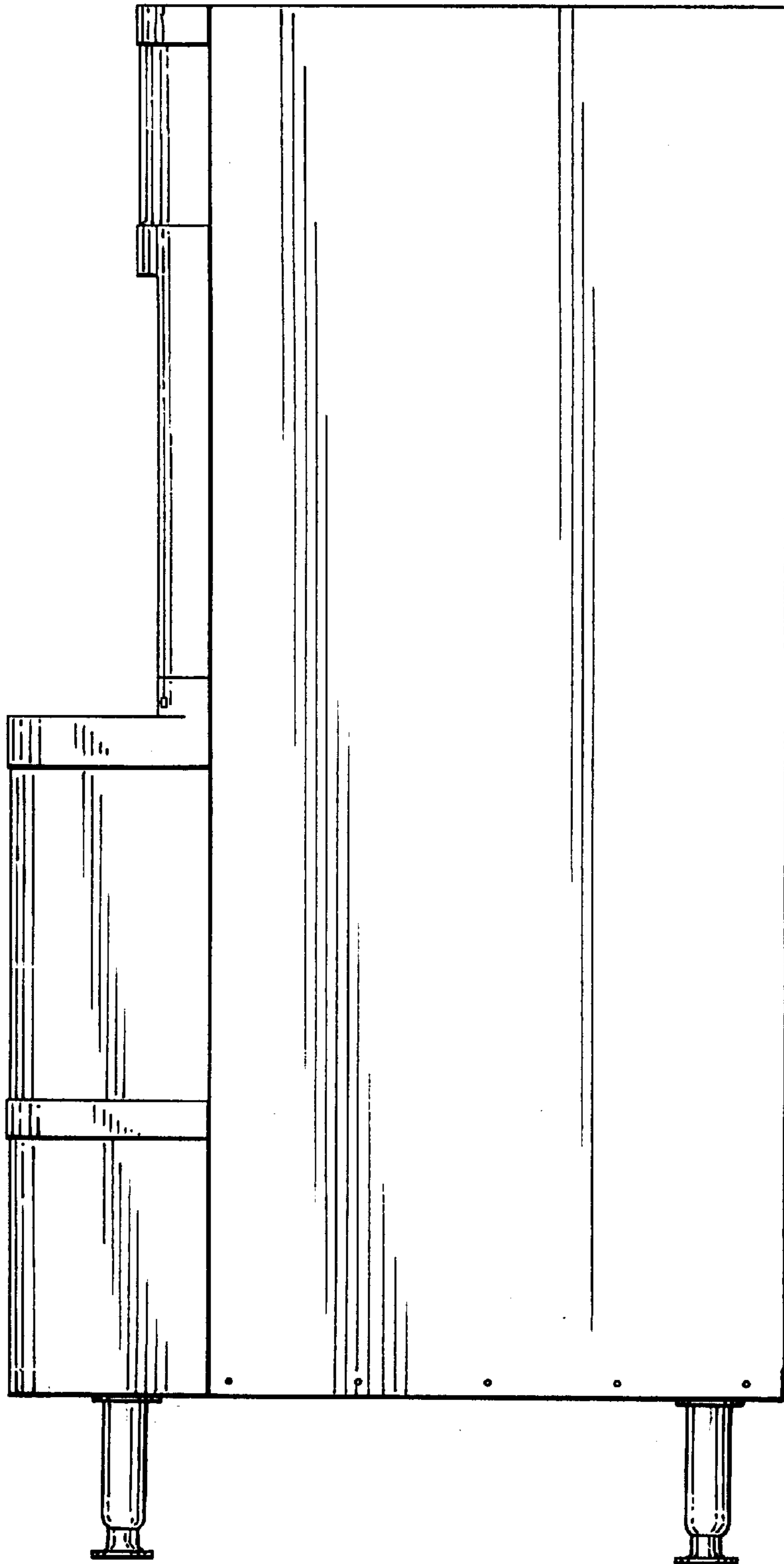


FIG. 4



FIG. 5

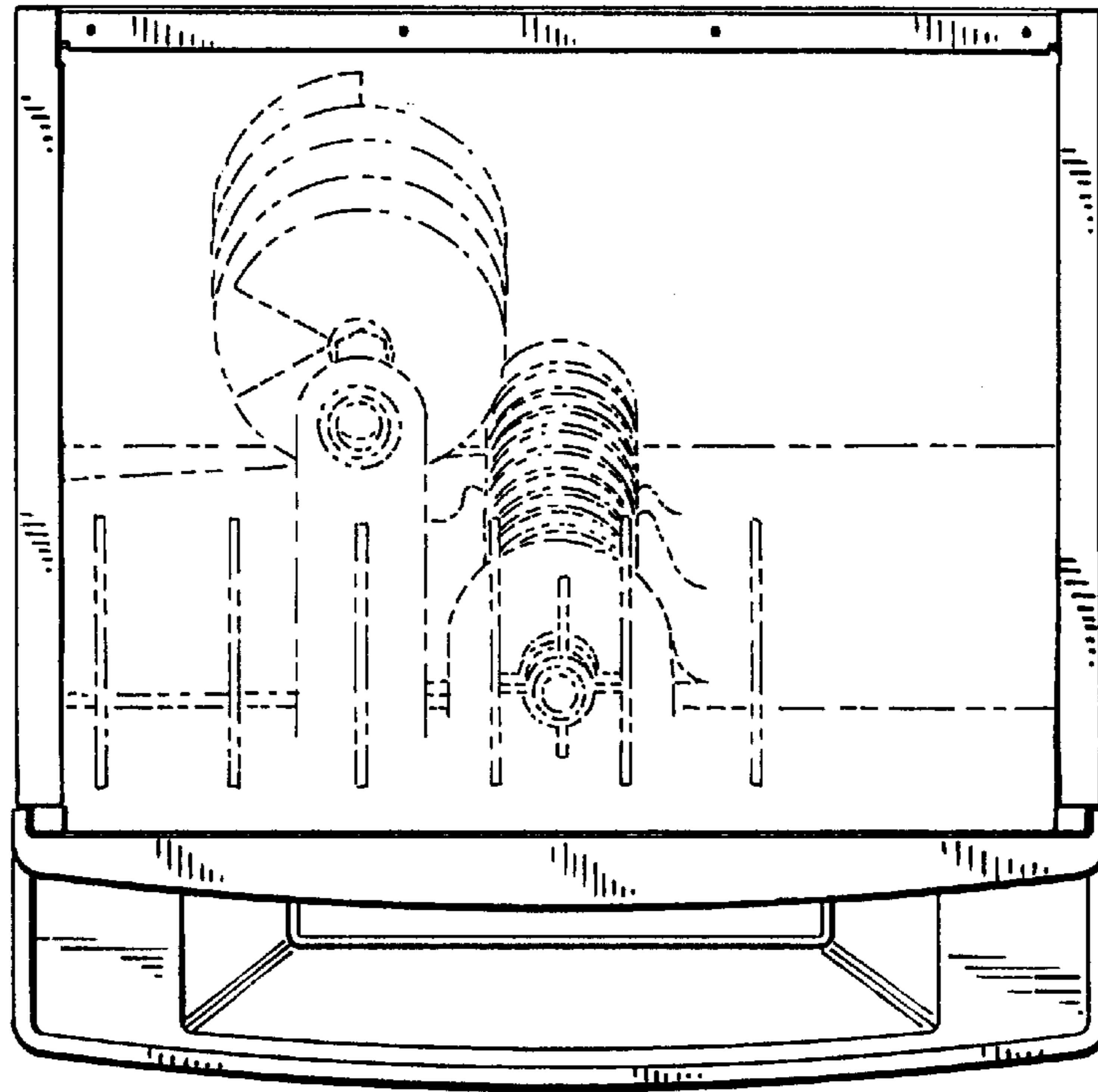


FIG. 6

