



US00D442931S

(12) **United States Design Patent**
Lewis

(10) **Patent No.:** **US D442,931 S**

(45) **Date of Patent:** **** May 29, 2001**

(54) **TELEPHONE**

(75) **Inventor:** **David Lewis, København K (DK)**

(73) **Assignee:** **Bang & Olufsen Holding A/S, Struer (DK)**

(**) **Term:** **14 Years**

(21) **Appl. No.:** **29/125,891**

(22) **Filed:** **Jun. 30, 2000**

(30) **Foreign Application Priority Data**

Jan. 25, 2000 (DK) MA 2000 00054

(51) **LOC (7) Cl.** **14-03**

(52) **U.S. Cl.** **D14/147**

(58) **Field of Search** D14/137, 138,
D14/218, 147-148, 247-248; 379/433.434,
419, 420, 428, 440; 455/550-575, 90

(56) **References Cited**

U.S. PATENT DOCUMENTS

- D. 194,538 * 2/1963 Brown D14/147
- D. 271,693 * 12/1983 Kessler D14/248
- D. 283,126 * 3/1986 Marshall D14/147
- D. 284,858 * 7/1986 Kao D14/248
- D. 318,275 * 7/1991 Benjelloun D14/148
- D. 339,137 * 9/1993 Takeda D14/218
- D. 345,555 * 3/1994 Yokouchi et al. D14/138
- D. 346,171 * 4/1994 Ratcliffe D14/248

- D. 347,439 * 5/1994 Vananderoye D14/299
- D. 354,751 * 1/1995 Hersh et al. D14/218
- D. 355,182 * 2/1995 Namba D14/138
- D. 364,616 * 11/1995 Oda et al. D14/138
- D. 368,718 * 4/1996 Starck D14/218
- D. 391,568 * 3/1998 Carlson D14/138
- D. 407,396 * 3/1999 Ogasawara D14/138
- 5,703,932 * 12/1997 Oda 379/355
- 6,057,521 * 5/2000 Krebs et al. D18/7
- 6,091,972 * 7/2000 Ogasawara 455/575
- 6,101,402 * 8/2000 Bartha et al. 455/569

* cited by examiner

Primary Examiner—Jeffrey Asch

(74) *Attorney, Agent, or Firm*—Darby & Darby

(57) **CLAIM**

The ornamental design for a telephone, as shown and described.

DESCRIPTION

FIG. 1 is a perspective view of a telephone in accordance with my inventive design;

FIG. 2 is a front view thereof;

FIG. 3 is a rear view thereof;


FIG. 4 is right-side view thereof;

FIG. 5 is left-side view thereof;

FIG. 6 is a top view thereof; and,

FIG. 7 is a bottom view thereof.

1 Claim, 4 Drawing Sheets






Fig. 1




Fig. 2




Fig. 3




Fig. 4




Fig. 5




Fig. 6




Fig. 7