



US00D442928S

(12) **United States Design Patent**
Makino et al.

(10) **Patent No.:** **US D442,928 S**

(45) **Date of Patent:** **** May 29, 2001**

(54) **DIGITAL VIDEO DISC PLAYER**

(75) Inventors: **Shinji Makino**, Nara; **Takao Yoshioka**,
Osaka, both of (JP)

(73) Assignee: **Matsushita Electric Industrial Co.,**
Ltd. (JP)

(**) Term: **14 Years**

(21) Appl. No.: **29/121,999**

(22) Filed: **Apr. 17, 2000**

(30) **Foreign Application Priority Data**

Oct. 18, 1999 (JP) 11-28711

(51) **LOC (7) Cl.** **14-01**

(52) **U.S. Cl.** **D14/136**

(58) **Field of Search** D14/496, 125,
D14/135, 136, 156, 168, 239; 369/75.1,
75.2, 77.1, 77.2

(56) **References Cited**

U.S. PATENT DOCUMENTS

- D. 321,191 * 10/1991 Tio et al. D14/156
- D. 404,394 * 1/1999 Oh D14/135
- D. 408,809 * 4/1999 Sakamoto et al. D14/136
- D. 408,810 * 4/1999 Sakamoto et al. D14/136

- D. 414,182 * 9/1999 Miyazaki D14/136
- D. 416,554 * 11/1999 Sakamoto et al. D14/136
- D. 422,998 * 4/2000 Negishi et al. D14/136

FOREIGN PATENT DOCUMENTS

1042920 7/1999 (JP) .

* cited by examiner

Primary Examiner—Catherine Tuttle

(74) *Attorney, Agent, or Firm*—Christensen O'Connor
Johnson Kindness PLLC

(57) **CLAIM**

The ornamental design for a digital video disc player, as shown and described.

DESCRIPTION

FIG. 1 is a perspective view of the top, front and right side of a digital video disc player showing our new design; FIG. 2 is a front view thereof; FIG. 3 is a right side view thereof; FIG. 4 is a top plan view thereof; FIG. 5 is a left side view thereof; FIG. 6 is a rear view thereof; FIG. 7 is a bottom view thereof; and, FIG. 8 is a perspective view thereof with the disc tray in an open condition.

1 Claim, 6 Drawing Sheets





FIG. 1

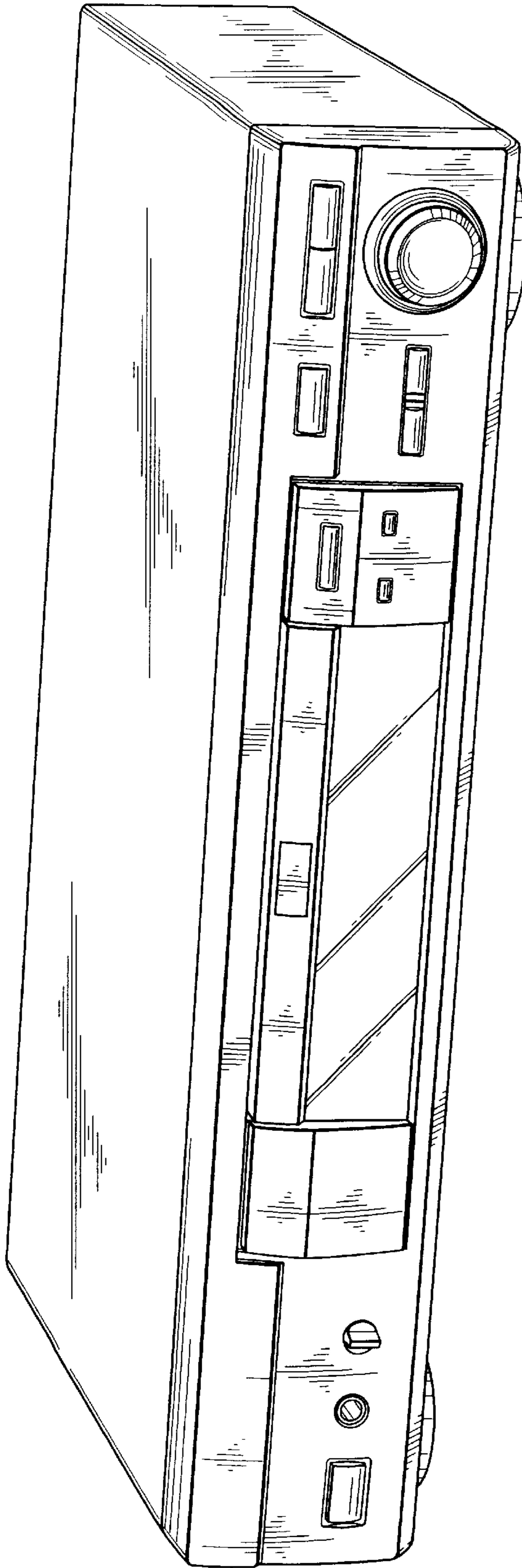


FIG. 2

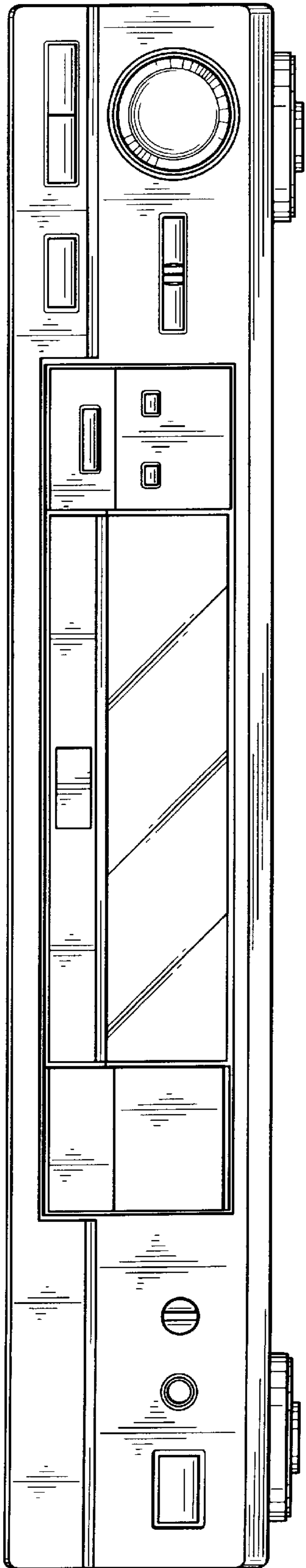


FIG. 3




FIG. 4

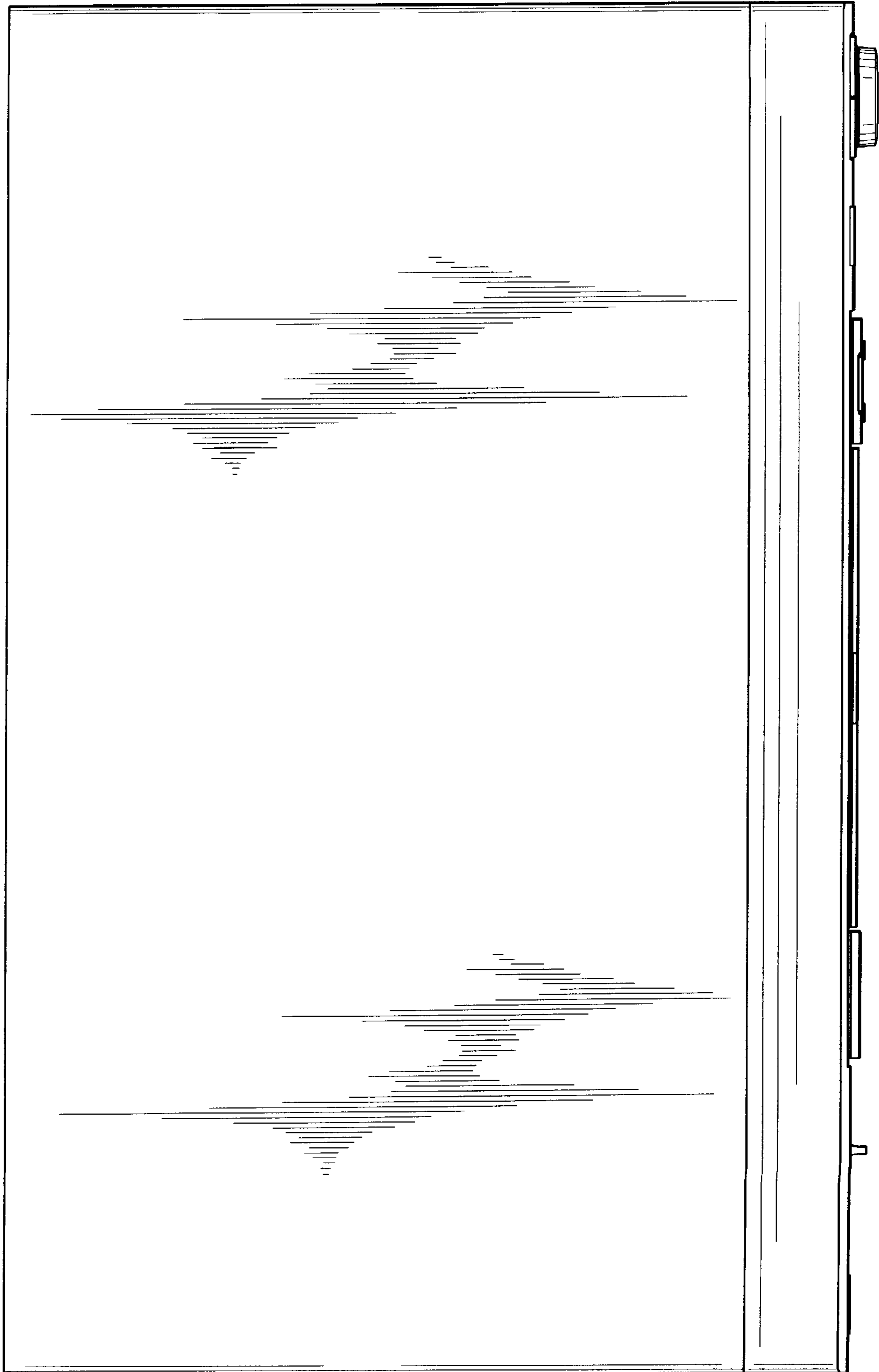


FIG. 5




FIG. 6

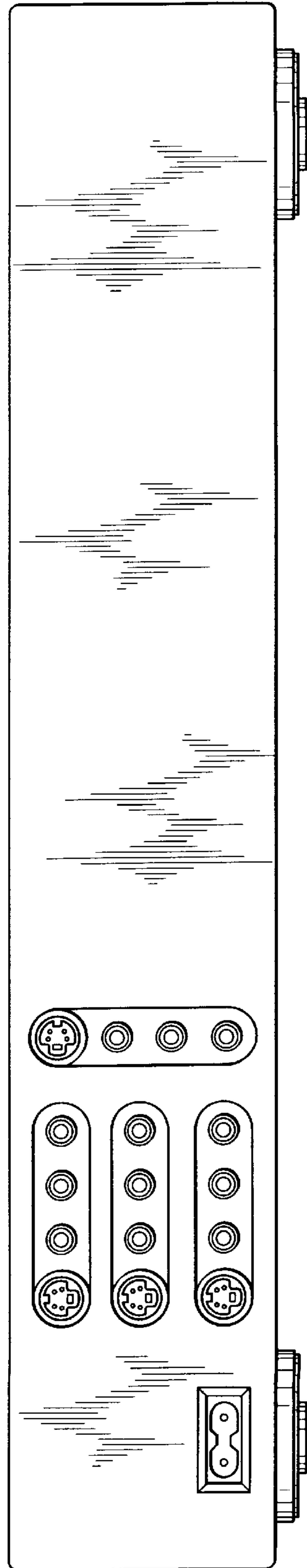


FIG. 7




FIG. 8

