



US00D442924S

(12) **United States Design Patent**  
**Dermikaelian et al.**

(10) **Patent No.:** **US D442,924 S**

(45) **Date of Patent:** **\*\* May 29, 2001**

(54) **HOUSING**

(75) Inventors: **Nicole Dermikaelian**, Cumming;  
**Marty Elnicki**, Atlanta; **Jack Braden**,  
Norcross; **Darrell Watt**, Marietta, all of  
GA (US)

(73) Assignee: **Techsonic Industries, Inc.**, Eufala, AL  
(US)

(\*\*) Term: **14 Years**

(21) Appl. No.: **29/119,713**

(22) Filed: **Mar. 6, 2000**

(51) **LOC (7) Cl.** ..... **13-99**

(52) **U.S. Cl.** ..... **D13/184**

(58) **Field of Search** ..... D13/184, 162,  
D13/158; 361/686, 724, 728; 379/441,  
442, 419, 420, 428

(56) **References Cited**

**U.S. PATENT DOCUMENTS**

- D. 363,722 \* 10/1995 Aldridge et al. .... D13/184 X
- D. 368,429 \* 4/1996 Serio, Jr. .... D13/184 X
- D. 376,350 \* 12/1996 Worley et al. .... D13/184

- D. 402,641 \* 12/1998 Heijnen ..... D13/184
- D. 424,529 \* 5/2000 Raspotnig ..... D13/184
- D. 431,230 \* 9/2000 Began ..... D13/184

\* cited by examiner

*Primary Examiner*—Brian N. Vinson

(74) *Attorney, Agent, or Firm*—Baker, Donelson, Bearman  
& Caldwell

(57) **CLAIM**

The ornamental design for a housing, as shown and  
described.

**DESCRIPTION**

FIG. 1 is a perspective view of our new ornamental design  
for a housing;

FIG. 2 is a top plan view thereof;

FIG. 3 is a bottom plan view thereof;

FIG. 4 is a right side elevational view thereof, the left side  
being a mirror image thereof; and,

FIG. 5 is a front side elevational view thereof, the back side  
being a mirror image thereof.

The phantom lines illustrating power cords connected to the  
housing in FIG. 1 are environmental and form no part of the  
claimed design.

**1 Claim, 2 Drawing Sheets**

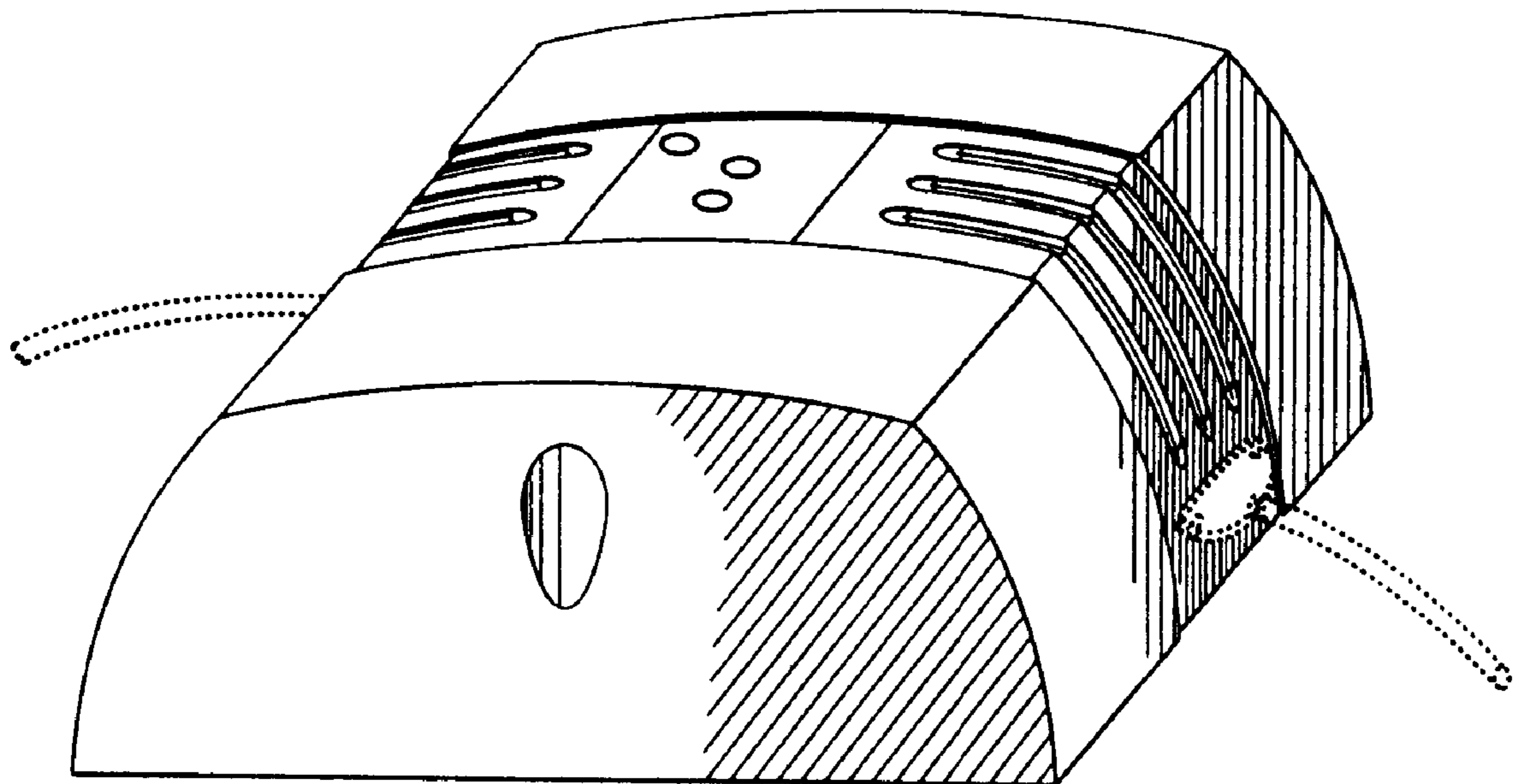


Fig. 1

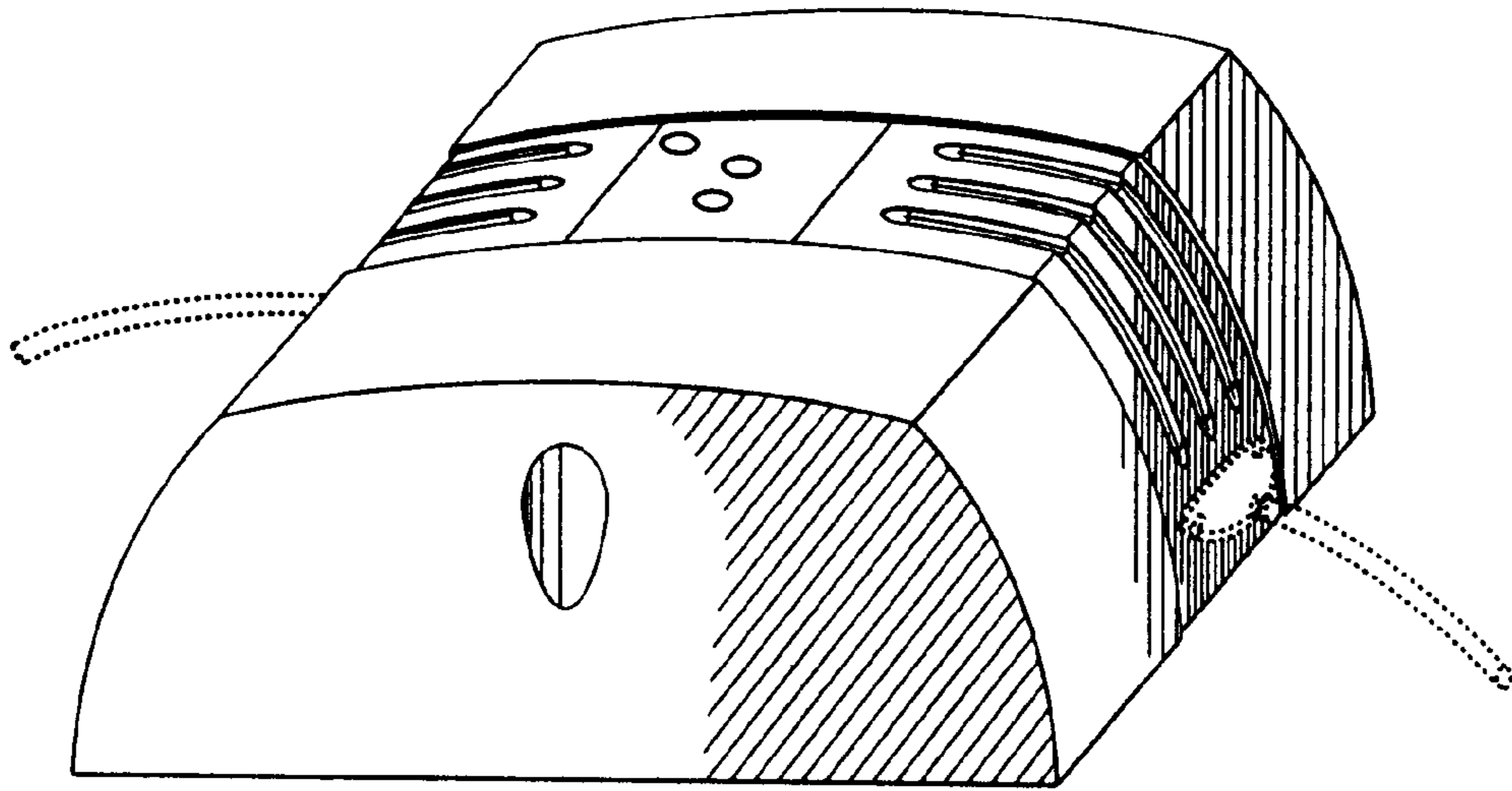


Fig. 2

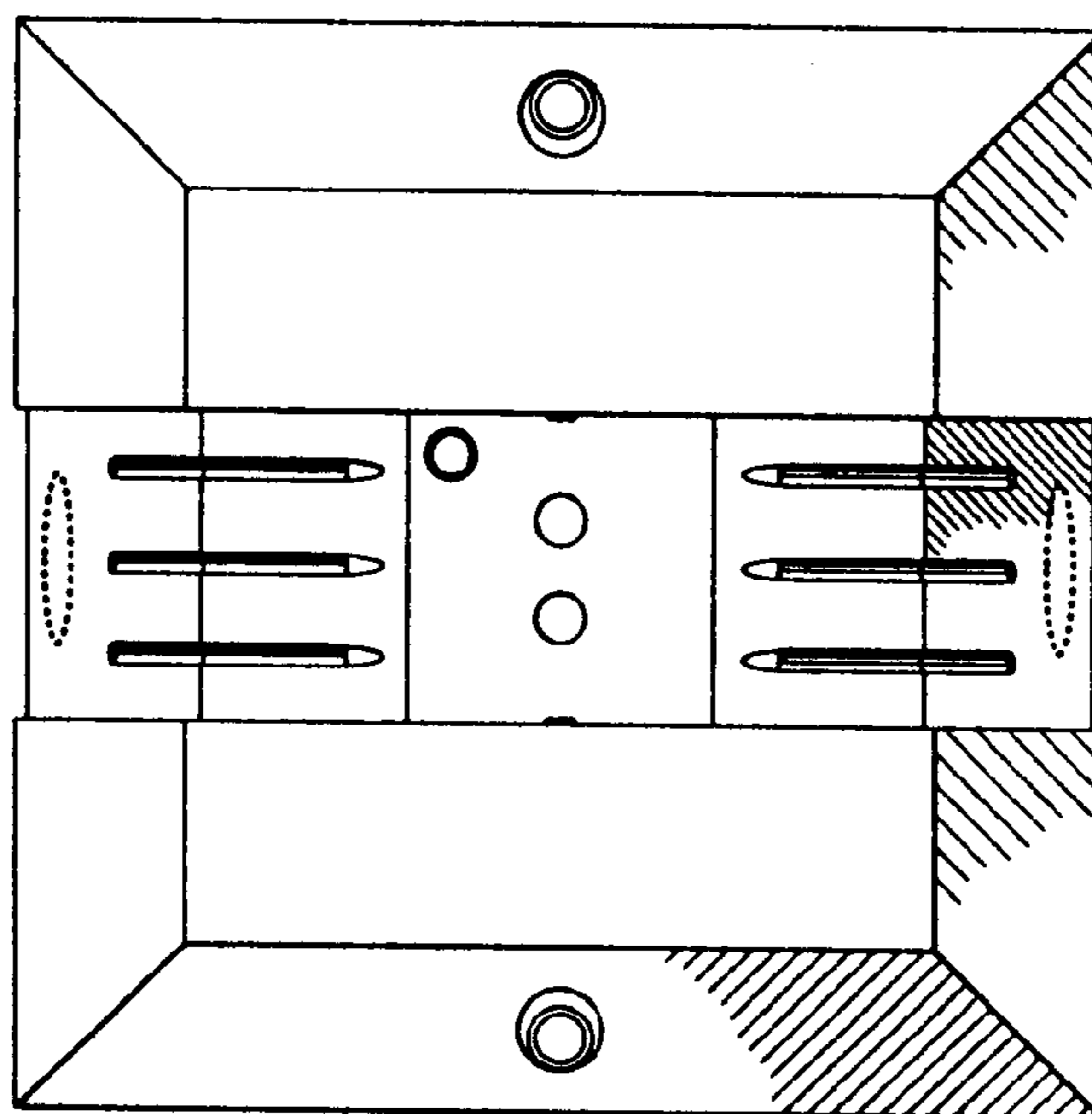


Fig. 3




Fig. 4

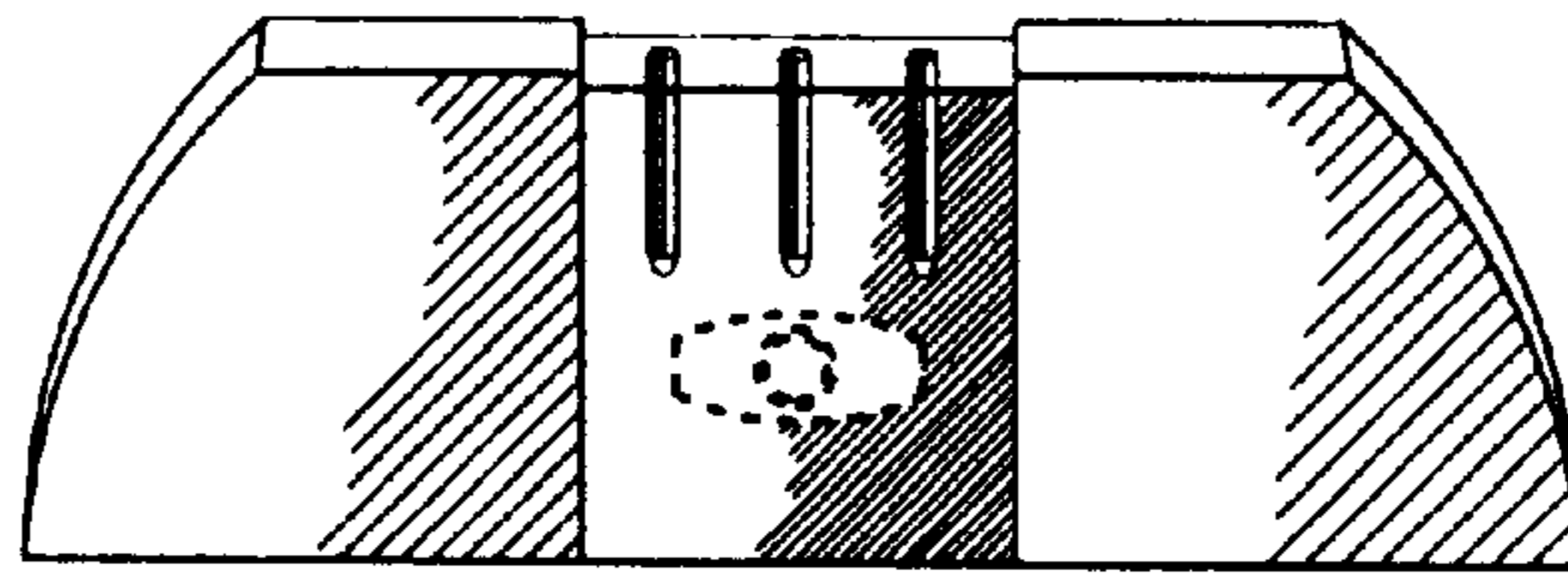


Fig. 5

