



US00D442920S

(12) **United States Design Patent**
Hubler et al.

(10) **Patent No.:** **US D442,920 S**

(45) **Date of Patent:** **** May 29, 2001**

(54) **PROCESSING APPARATUS**

(75) Inventors: **Robert Bruce Hubler**, Seattle; **Lev M. Bolotin**, Kirkland; **Bryan D. Powell**, Maple Valley; **Janine Whan-Tong**, Woodinville, all of WA (US)

(73) Assignee: **Data I/O Corporation**, Redmond, WA (US)

(**) Term: **14 Years**

(21) Appl. No.: **29/121,238**

(22) Filed: **Apr. 3, 2000**

(51) **LOC (7) Cl.** **13-03**

(52) **U.S. Cl.** **D13/162; D13/184**

(58) **Field of Search** D13/162, 162.1, D13/184; D14/300, 356, 357, 370; 361/600, 622, 627, 679, 728; 439/928

(56) **References Cited**

U.S. PATENT DOCUMENTS

- D. 281,493 * 11/1985 Prager et al. D13/162.1
- D. 309,600 * 7/1990 Backes D13/162.1
- D. 328,459 * 8/1992 Prince, III D13/162 X

- D. 333,813 * 3/1993 Ishida D13/162
- D. 338,448 * 8/1993 Onyszko D13/162
- D. 340,031 * 10/1993 Hill D13/162.1
- D. 348,257 * 6/1994 Wingate D14/356 X
- D. 384,938 * 10/1997 Hamada et al. D13/162
- D. 385,858 * 11/1997 Sherry D14/356

* cited by examiner

Primary Examiner—Brian N. Vinson

(74) *Attorney, Agent, or Firm*—Mikio Ishimaru

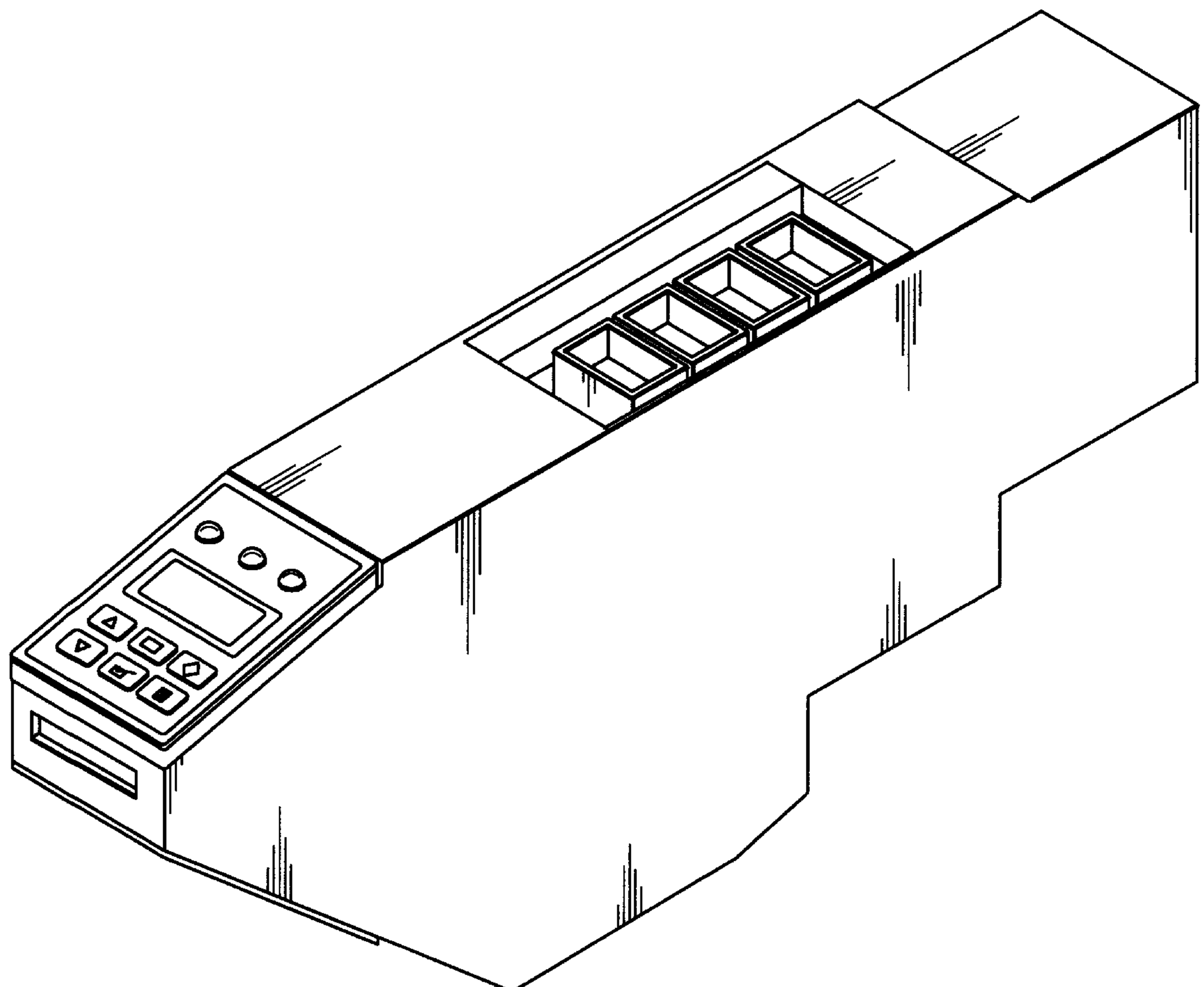
(57) **CLAIM**

We claim the ornamental design for the processing apparatus, as shown and described.

DESCRIPTION

FIG. 1 is a right front perspective view of a processing apparatus showing our new design;
 FIG. 2 is a left rear perspective view thereof;
 FIG. 3 is a top plan elevational view thereof;
 FIG. 4 is a right side elevational view thereof;
 FIG. 5 is a left side view thereof;
 FIG. 6 is a bottom plan view thereof;
 FIG. 7 is a front elevational view thereof; and,
 FIG. 8 is a back elevational view thereof.

1 Claim, 5 Drawing Sheets



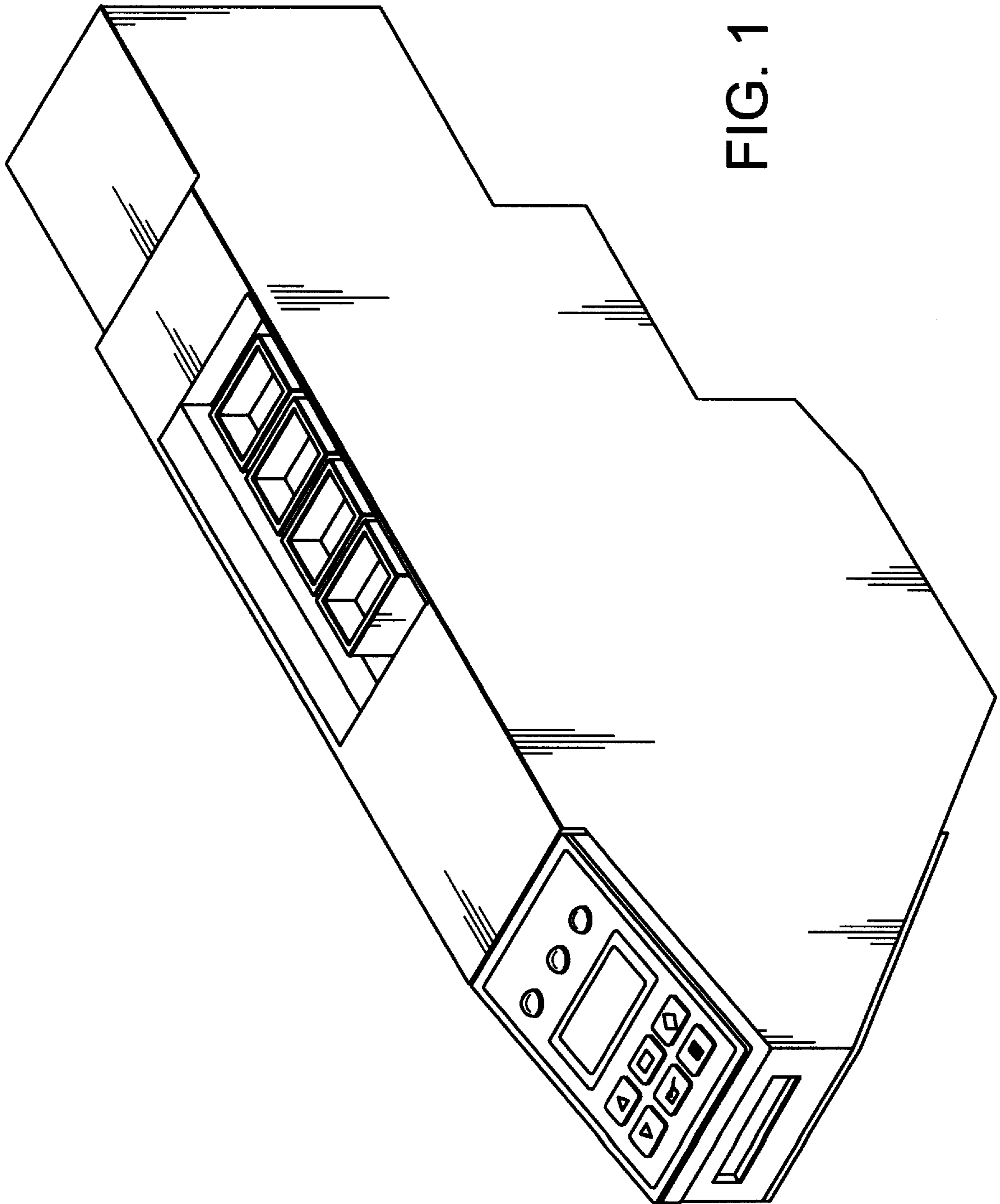


FIG. 1

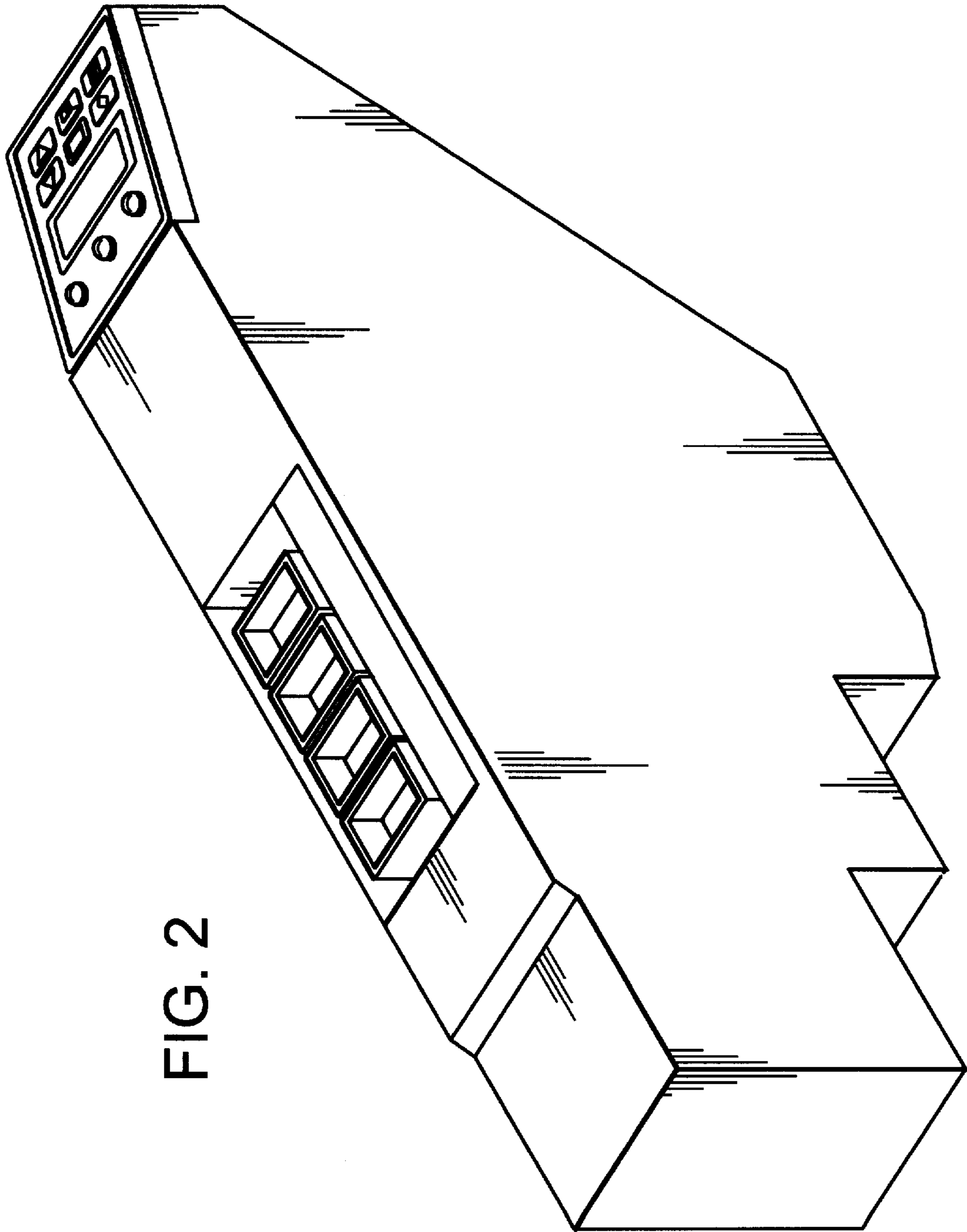


FIG. 2

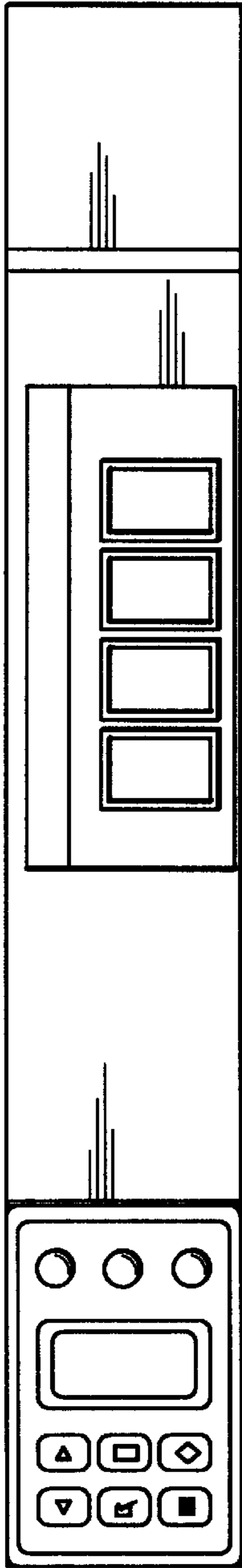


FIG. 3

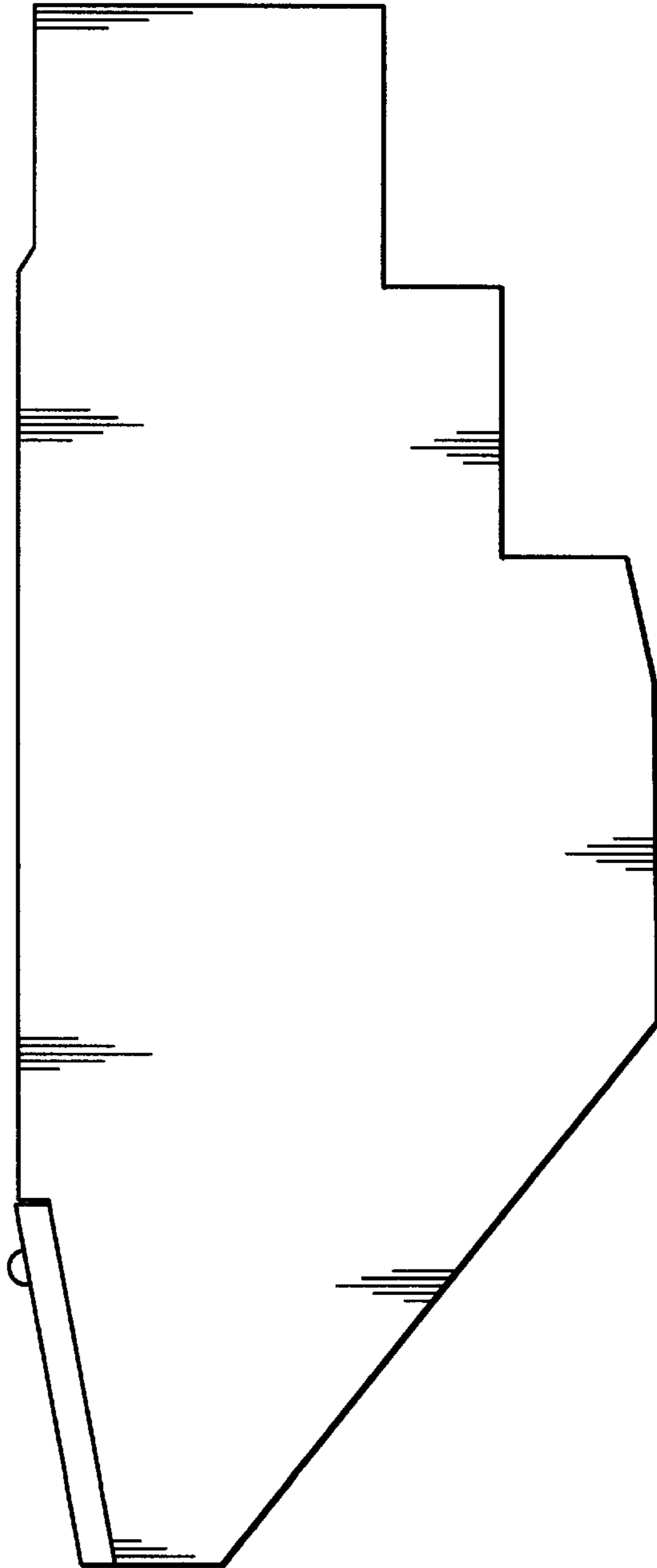


FIG. 4

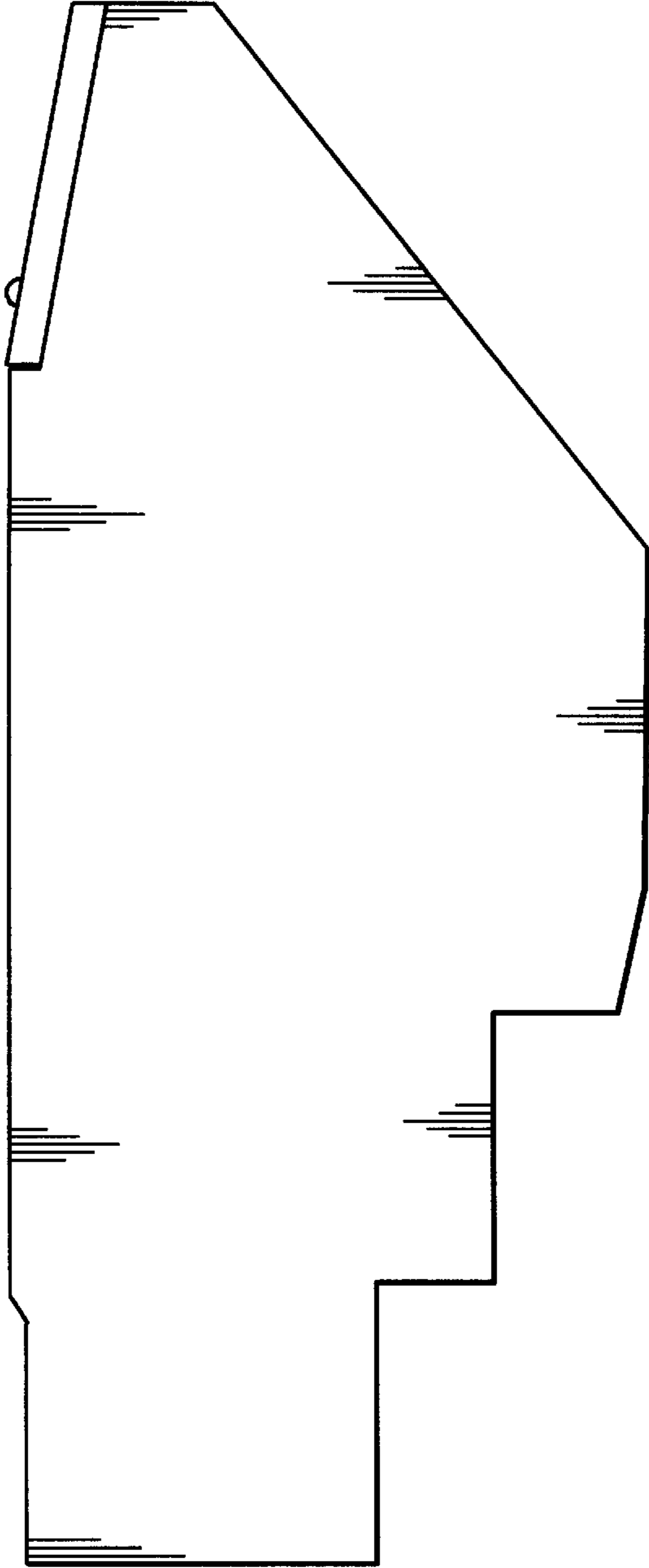


FIG. 5




FIG. 6




FIG. 8




FIG. 7