



US00D442899S

(12) **United States Design Patent**
Weidhase

(10) **Patent No.:** **US D442,899 S**

(45) **Date of Patent:** **** May 29, 2001**

(54) **REAR BUMPER FOR A VEHICLE**

(75) Inventor: **Ulf Weidhase**, Garching (DE)

(73) Assignee: **Bayerische Motoren Werke Aktiengesellschaft**, Munich (DE)

(**) Term: **14 Years**

(21) Appl. No.: **29/128,933**

(22) Filed: **Aug. 31, 2000**

(51) **LOC (7) Cl.** **12-16**

(52) **U.S. Cl.** **D12/169**

(58) **Field of Search** D12/169, 196;
293/15, 17, 20

(56) **References Cited**

U.S. PATENT DOCUMENTS

- D. 419,939 * 2/2000 Sacco et al. D12/196
- D. 423,999 * 5/2000 Fink D12/169
- D. 427,955 * 7/2000 Sacco et al. D12/169

FOREIGN PATENT DOCUMENTS

DM/043 164 5/1998 (XH) .

OTHER PUBLICATIONS

Brochure, "The M Thrill", No. 7 11 03 44 20 2 1997, printed 1997.

* cited by examiner

Primary Examiner—Melody N. Brown
(74) *Attorney, Agent, or Firm*—Evenson, McKeown, Edwards & Lenahan, P.L.L.C.

(57) **CLAIM**

The ornamental design for a rear bumper for a vehicle, as shown and described.

DESCRIPTION

FIG. 1 is a perspective view of a rear bumper for a vehicle according to my novel design;

FIG. 2 is a front view of the rear bumper for a vehicle according to my novel design;

FIG. 3 is a left side view of the rear bumper for a vehicle according to my novel design;

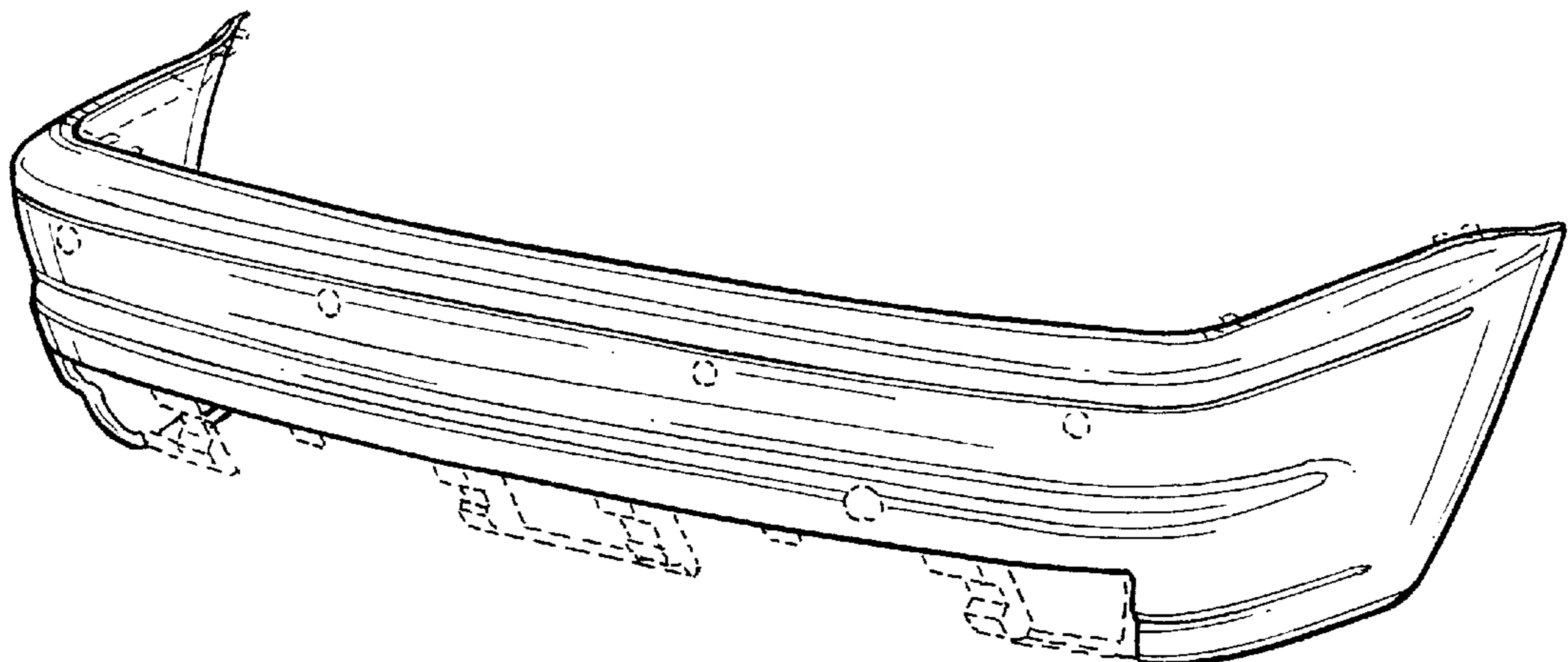
FIG. 4 is a right side view of the rear bumper for a vehicle according to my novel design;

FIG. 5 is a top view of the rear bumper for a vehicle according to my novel design; and,

FIG. 6 is a bottom view of the rear bumper for a vehicle according to my novel design.

The broken lines included depict environment and are not part of the claimed design.

1 Claim, 3 Drawing Sheets



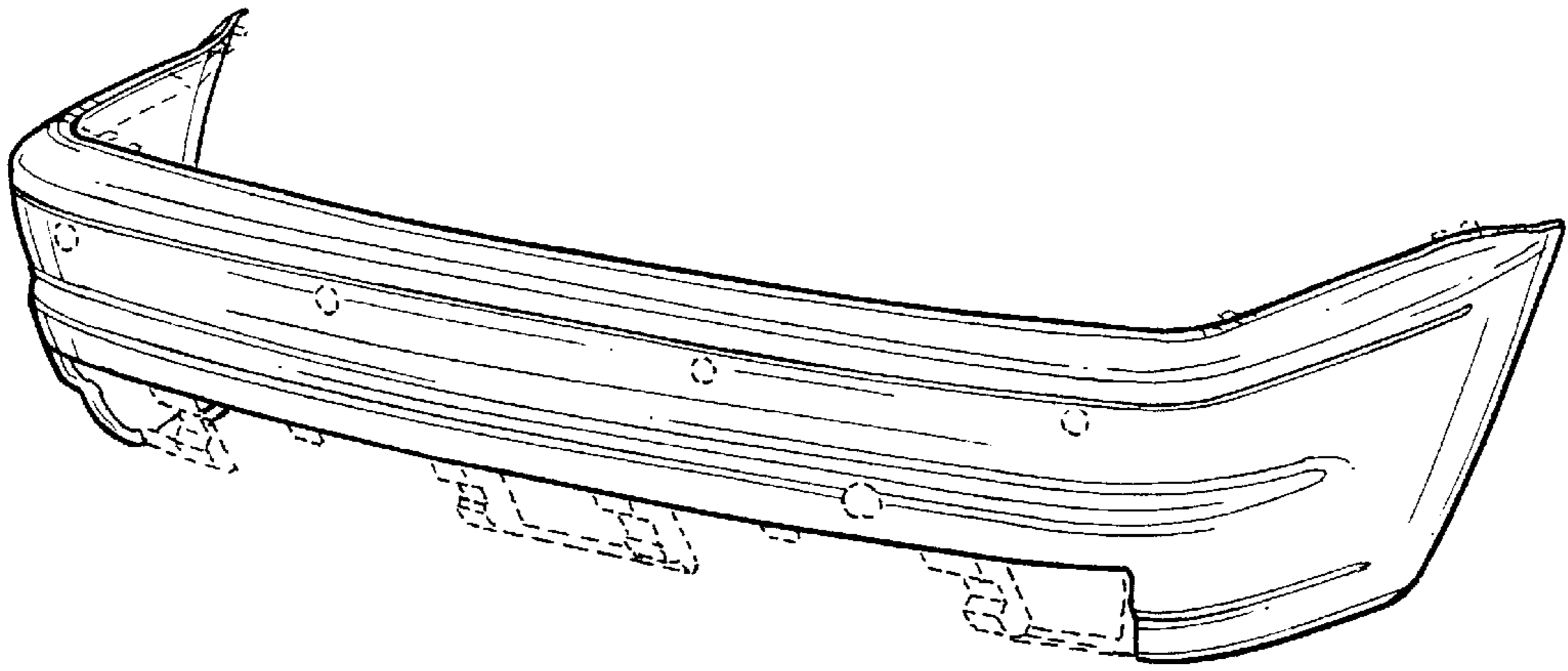


FIG. 1

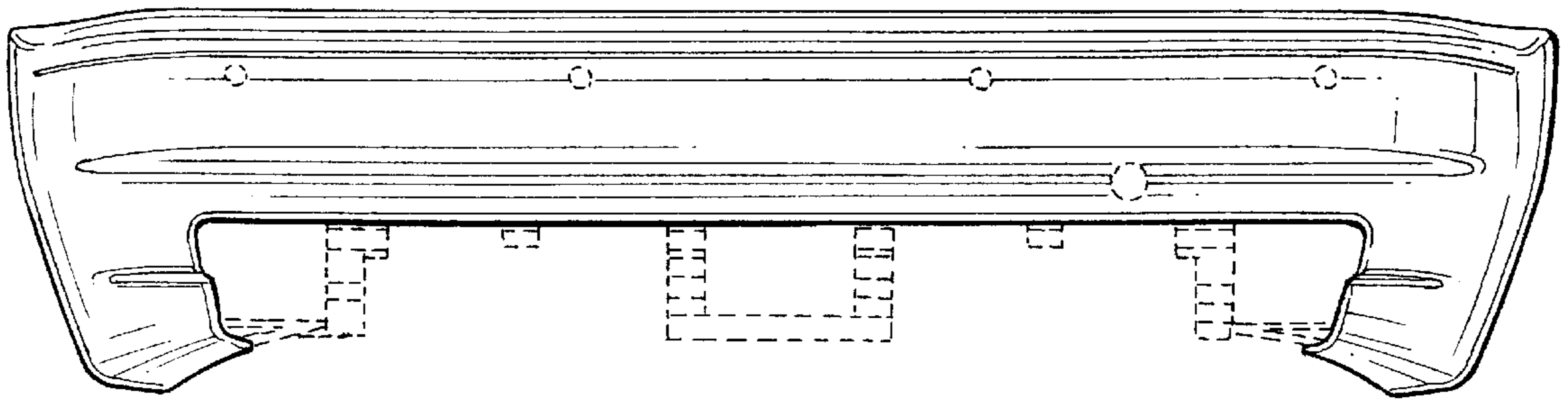


FIG. 2




FIG. 3




FIG. 4




FIG. 5

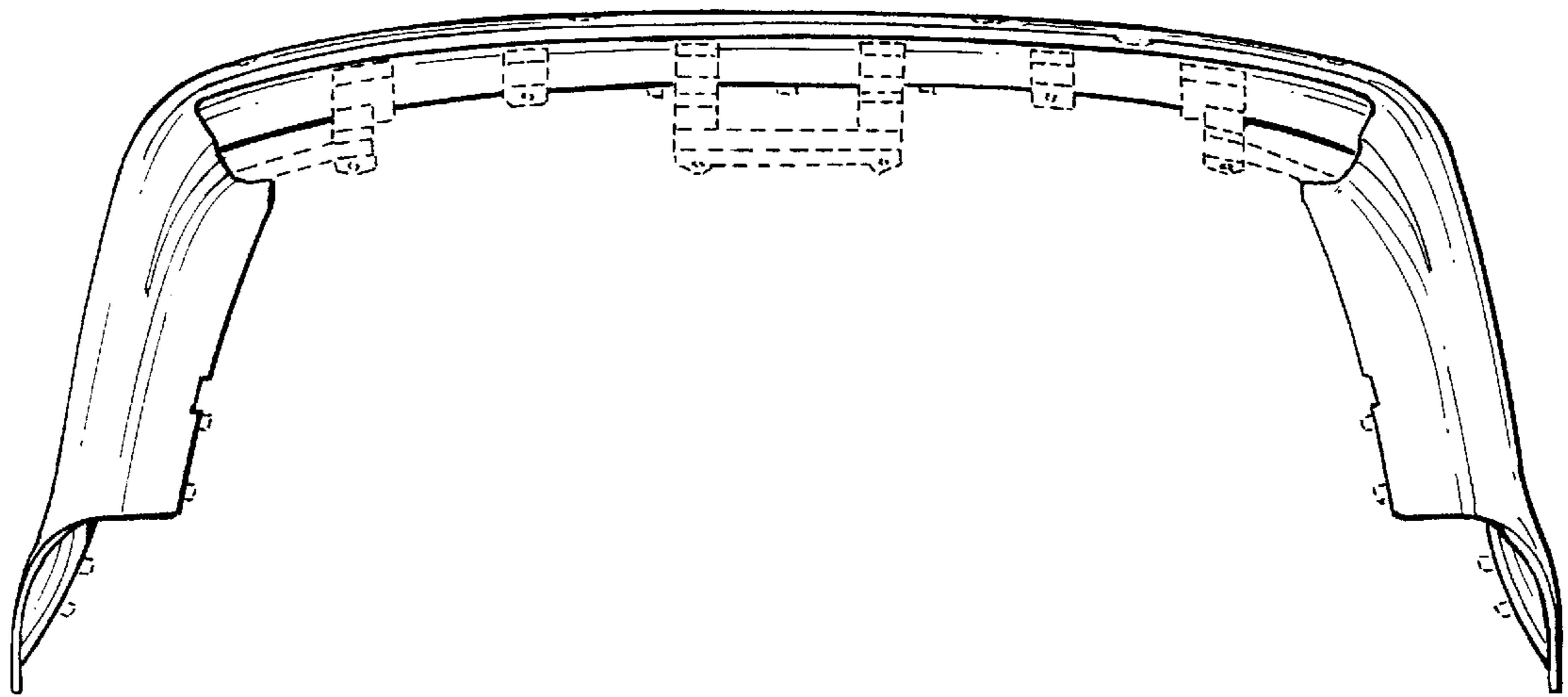


FIG. 6