



US00D442891S

(12) **United States Design Patent**
McCafferty et al.

(10) **Patent No.:** **US D442,891 S**

(45) **Date of Patent:** **** May 29, 2001**

(54) **TRAILER FOR A COILED TUBING REEL**

(75) Inventors: **Terry L. McCafferty**, Sugar Land;
Joseph K. Flowers, Houston, both of
TX (US)

(73) Assignee: **Schlumberger Technology**
Corporation, Sugar Land, TX (US)

(**) Term: **14 Years**

(21) Appl. No.: **29/115,103**

(22) Filed: **Dec. 7, 1999**

(51) **LOC (7) Cl.** **12-10**

(52) **U.S. Cl.** **D12/101**

(58) **Field of Search** D12/101; 280/43.18,
280/43.23, 788, 789; 414/474, 476, 484,
485, 482, 494

(56) **References Cited**

U.S. PATENT DOCUMENTS

D. 288,912	*	3/1987	Lucas	D12/101
D. 312,990	*	12/1990	Gerdes	D12/101
D. 409,952	*	5/1999	Crathorne et al.	D12/101
5,887,880	*	3/1999	Mulliean et al.	280/43.18

* cited by examiner

Primary Examiner—Melody N. Brown

(74) *Attorney, Agent, or Firm*—Robin C. Nava; Maryam Bani-Jamali

(57) **CLAIM**

The ornamental design for a trailer for a coiled tubing reel, as shown and described.

DESCRIPTION

FIG. 1 is a left side elevational view of a trailer for a coiled tubing reel showing our new design, the broken lines are shown for illustrative purposes only and form no part of the claimed design;

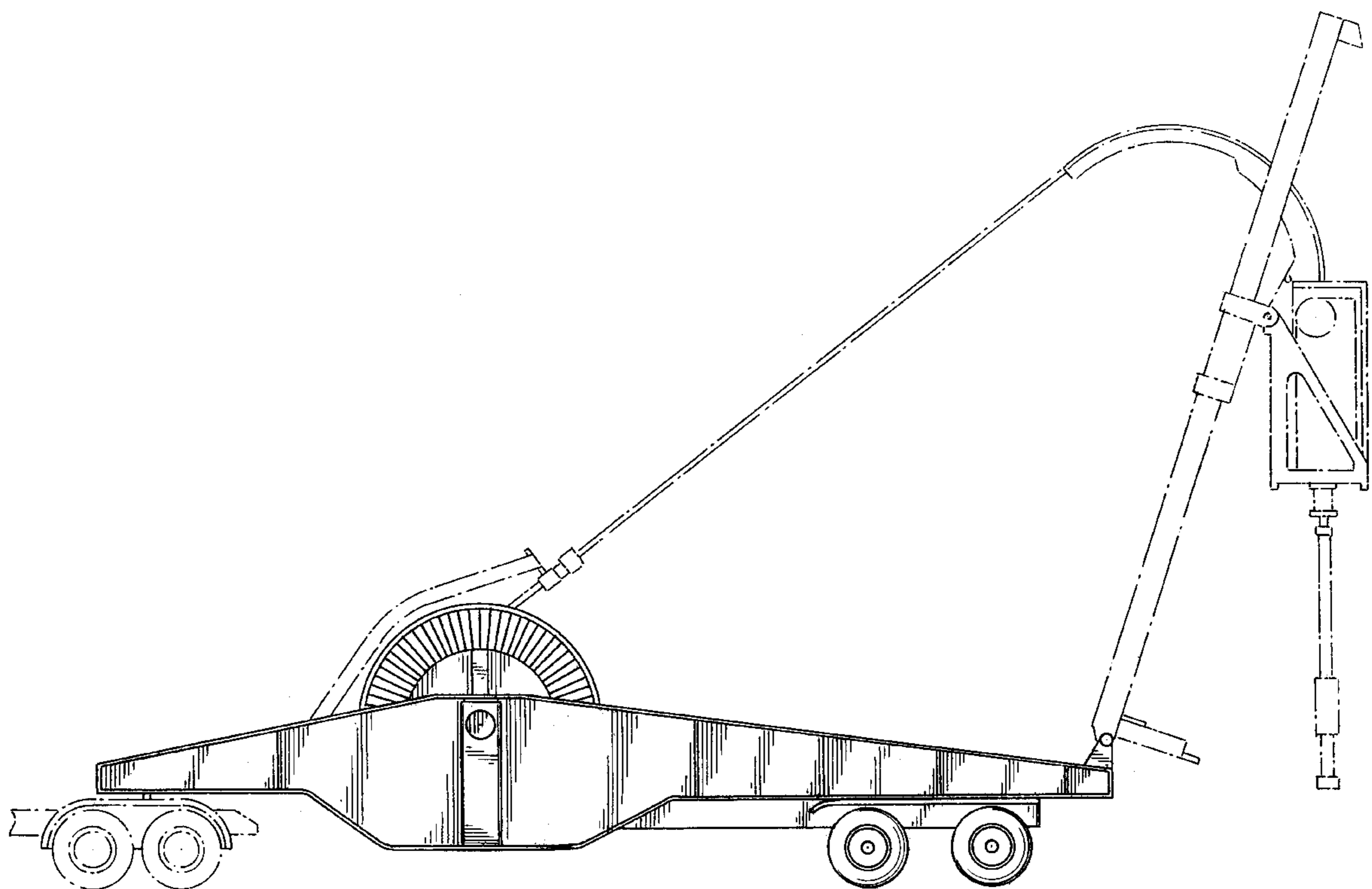
FIG. 2 is a side elevational view of the right side of the trailer shown in FIG. 1;

FIG. 3 is a top plan view of the trailer shown in FIGS. 1 and 2;

FIG. 4 is a front elevational view of the trailer shown in FIGS. 1-3; and,

FIG. 5 is a rear elevational view of the trailer shown in FIGS. 1-4.

1 Claim, 4 Drawing Sheets



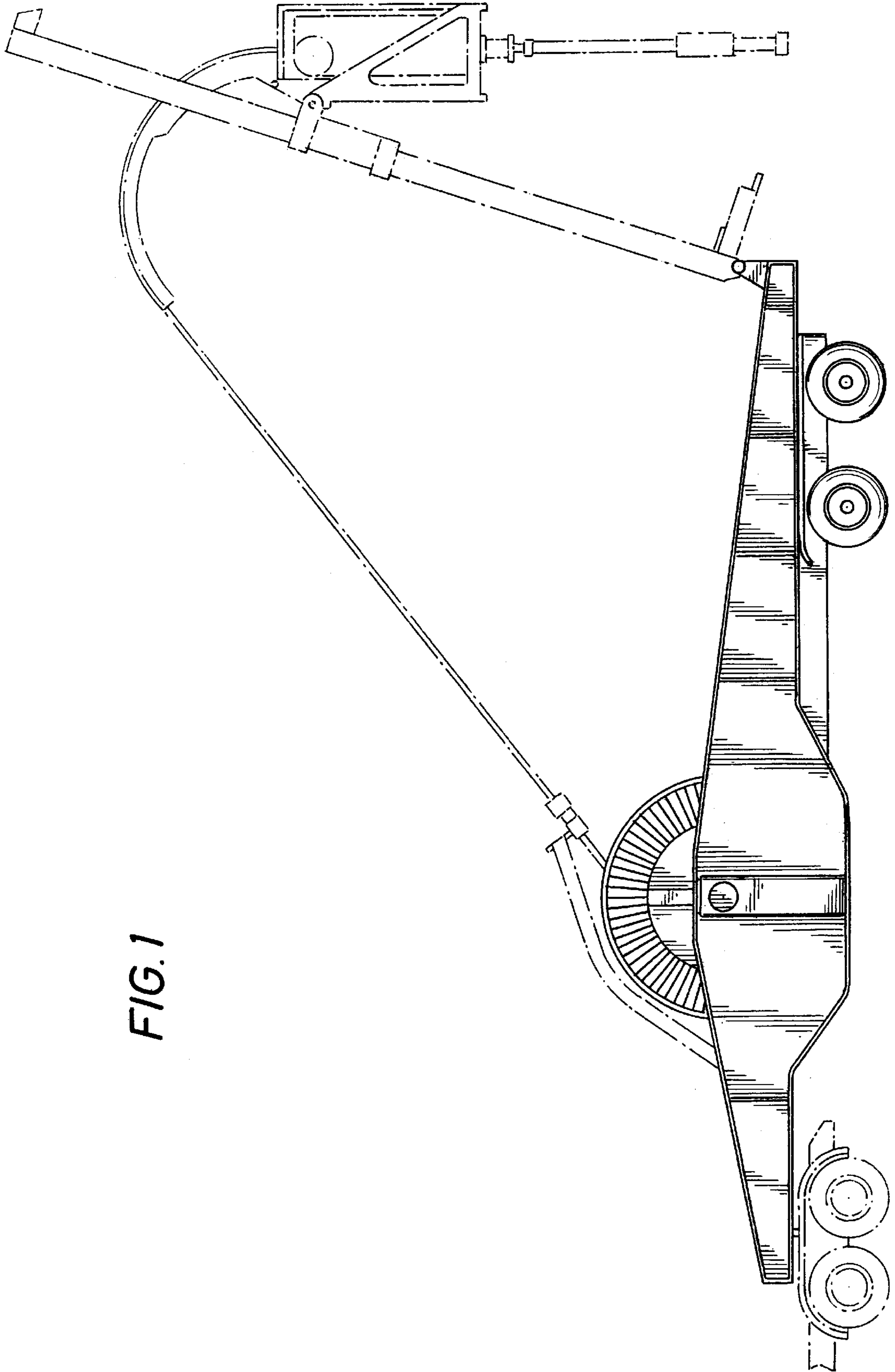


FIG. 1

FIG. 2

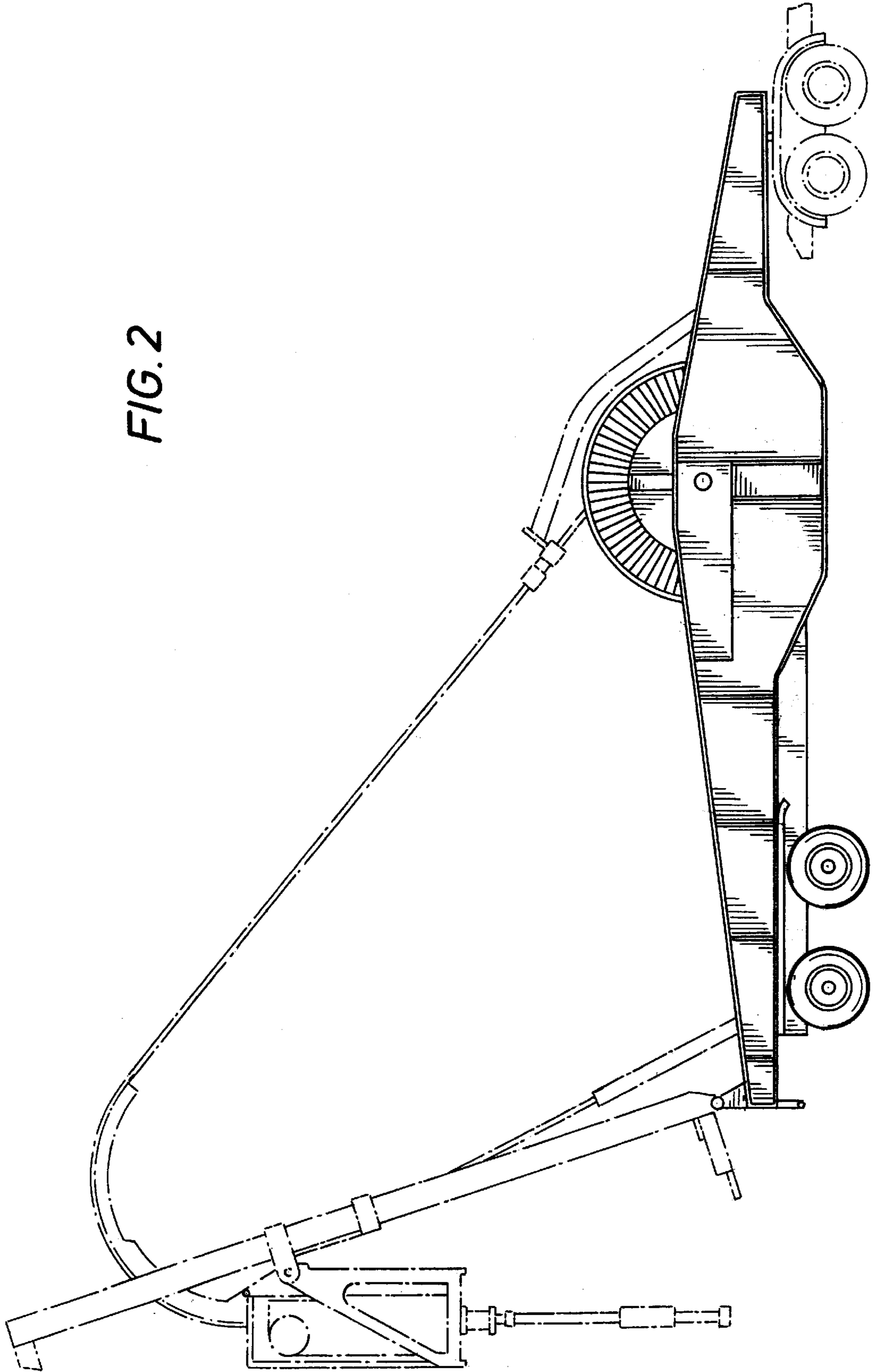


FIG. 3

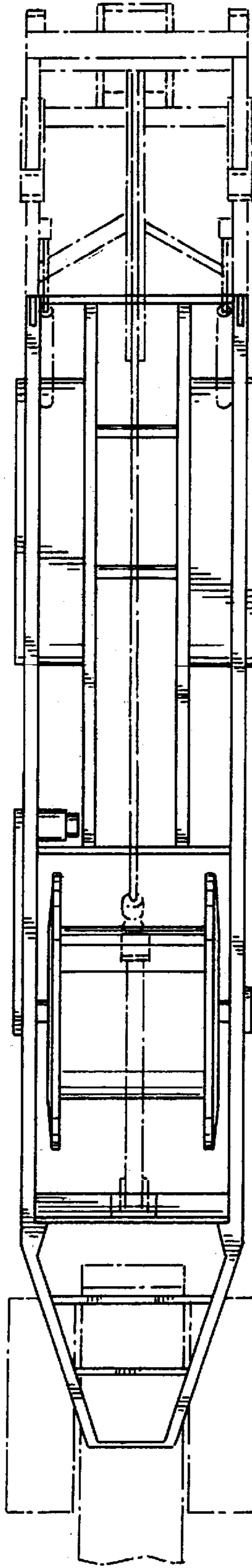


FIG. 4

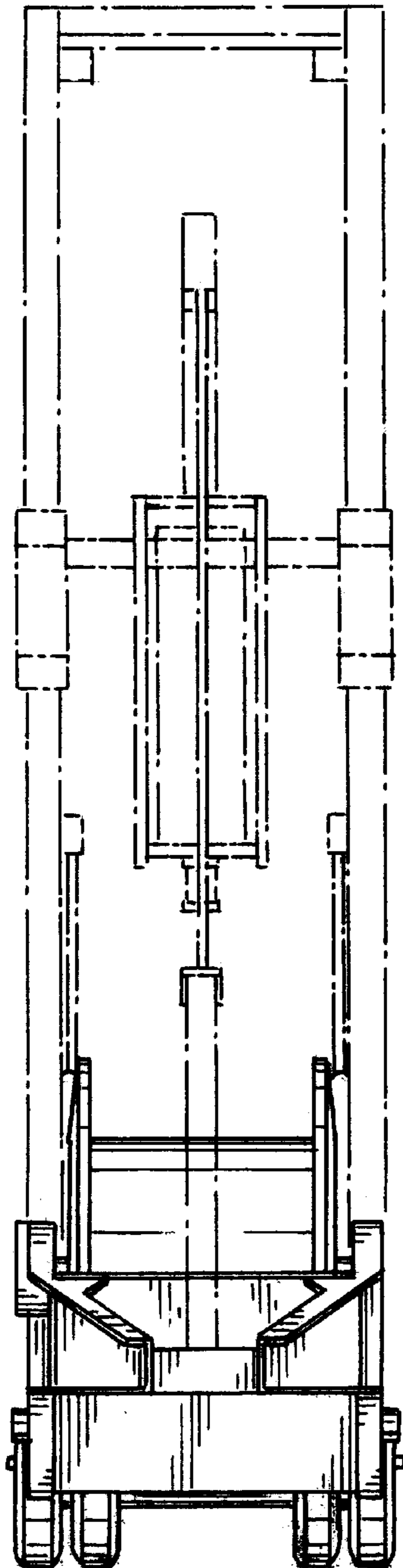


FIG. 5

