



US00D442890S

(12) **United States Design Patent**  
**Beigel**

(10) **Patent No.:** **US D442,890 S**

(45) **Date of Patent:** **\*\* May 29, 2001**

(54) **CAB AND SLEEPER OF A TRUCK VEHICLE**

(75) Inventor: **David J. Beigel**, Kettering, OH (US)

(73) Assignee: **Navistar International Transportation Corp.**, Chicago, IL (US)

(\*\*) Term: **14 Years**

(21) Appl. No.: **29/114,056**

(22) Filed: **Nov. 17, 1999**

(51) **LOC (7) Cl.** ..... **12-08**

(52) **U.S. Cl.** ..... **D12/96**

(58) **Field of Search** ..... D12/96, 97; 280/180.1, 280/181, 183, 190

(56) **References Cited**

**U.S. PATENT DOCUMENTS**

- D. 399,791 \* 10/1998 HellHake et al. .... D12/96
- D. 411,816 \* 6/1999 Reynard et al. .... D12/96
- D. 416,221 11/1999 Sutton et al. .
- D. 421,412 \* 3/2000 SuttoN et al. .... D12/96

\* cited by examiner

*Primary Examiner*—Melody N. Brown

(74) *Attorney, Agent, or Firm*—Jeffrey P. Calfa; Dennis Kelly Sullivan Gilberto Hernandez; Neil T. Powell

(57) **CLAIM**

The ornamental design for a cab and sleeper of a truck vehicle, as shown and described.

**DESCRIPTION**

FIG. 1 is a left, front perspective view of a cab and sleeper of a truck vehicle showing my new design;

FIG. 2 is a top view of the invention shown in FIG. 1;

FIG. 3 is a left side view of the invention shown in FIG. 1;

FIG. 4 is a right side view of the invention shown in FIG. 1;

FIG. 5 is a front view of the invention shown in FIG. 1; and,

FIG. 6 is a back view of the invention shown in FIG. 1.

The broken lines shown in the FIGS. 1 and 5 drawing views are for illustrative purposes only and form no part of the claimed design.

**1 Claim, 6 Drawing Sheets**




FIG. 1

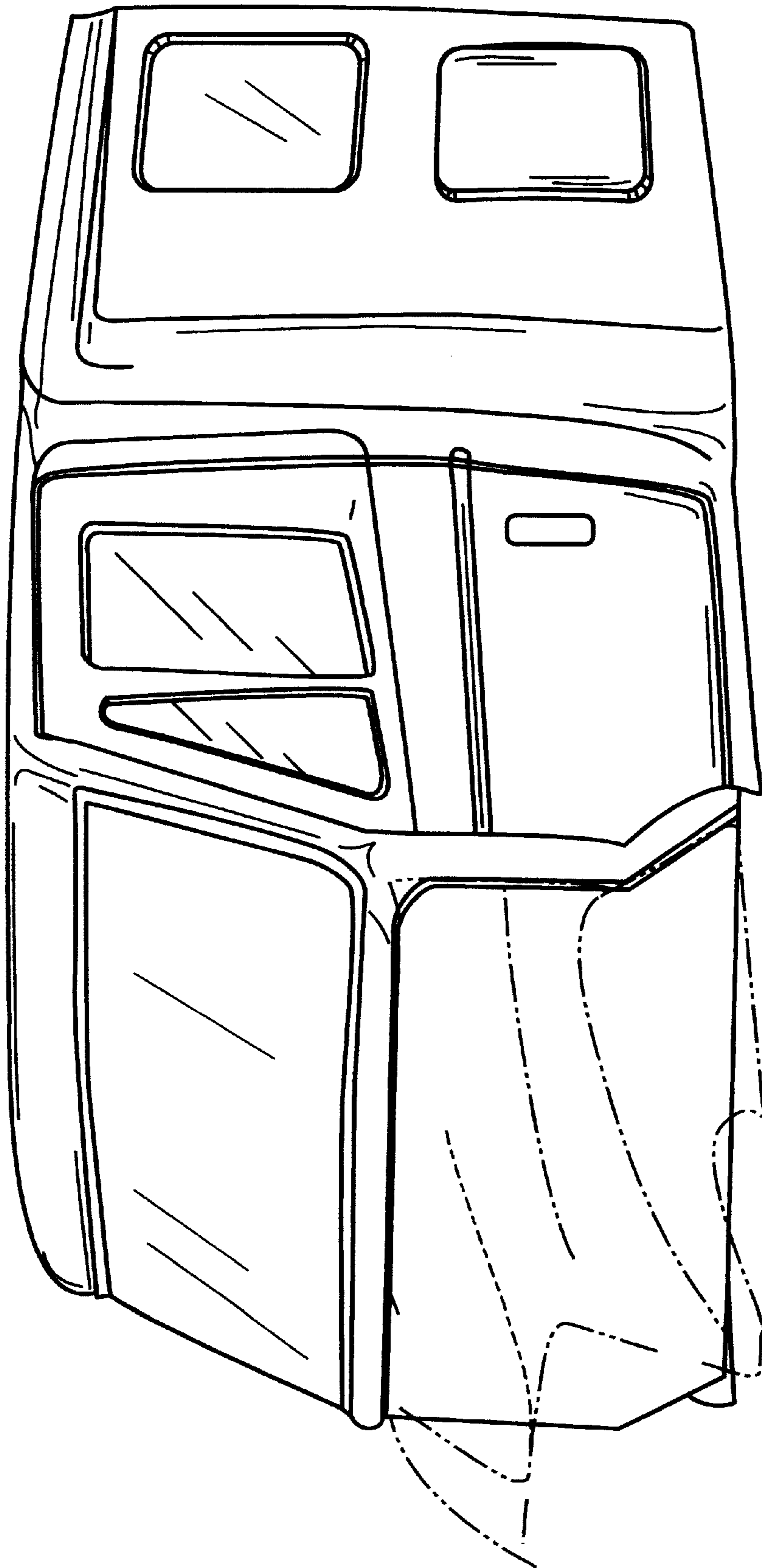


FIG. 2




FIG. 3

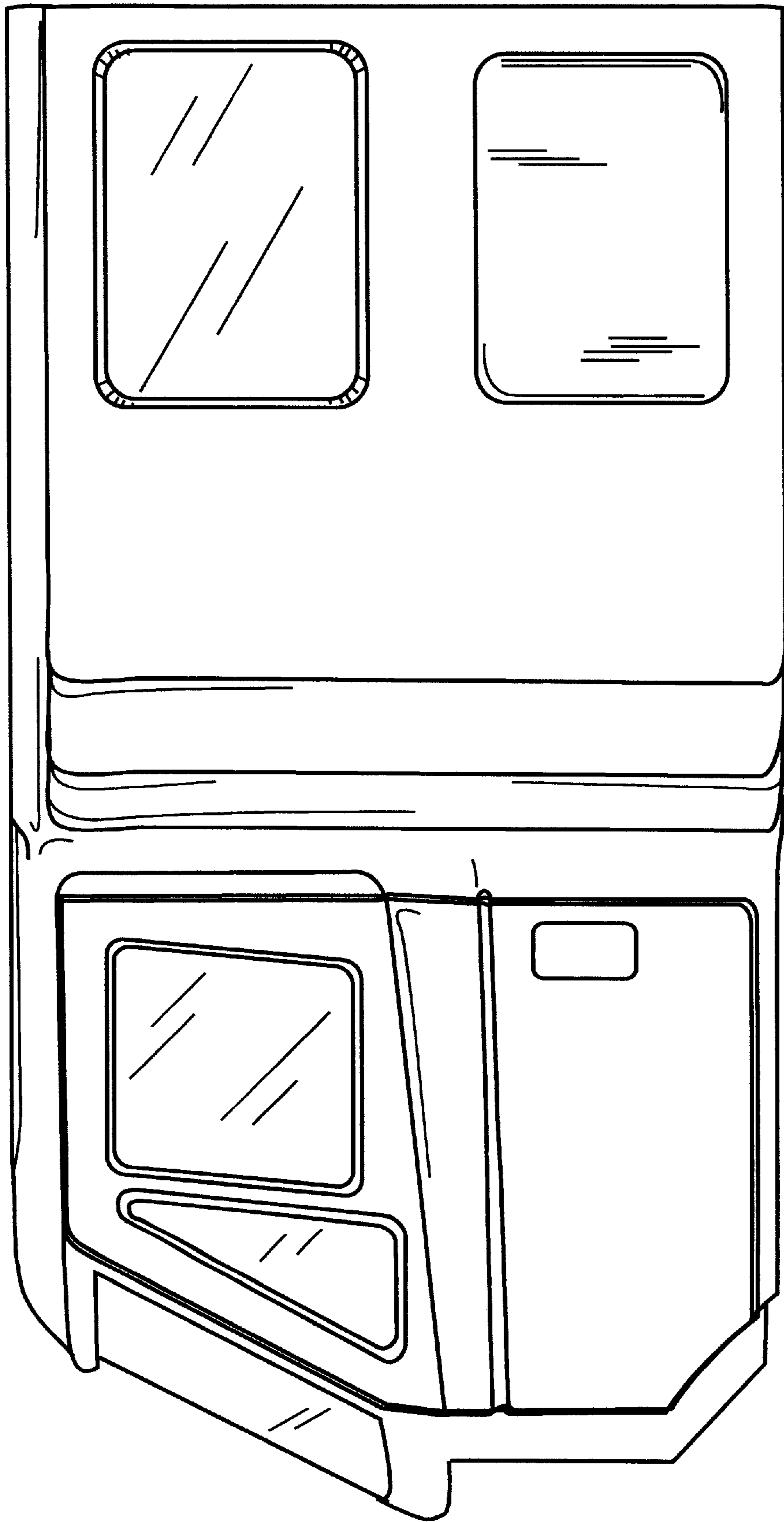
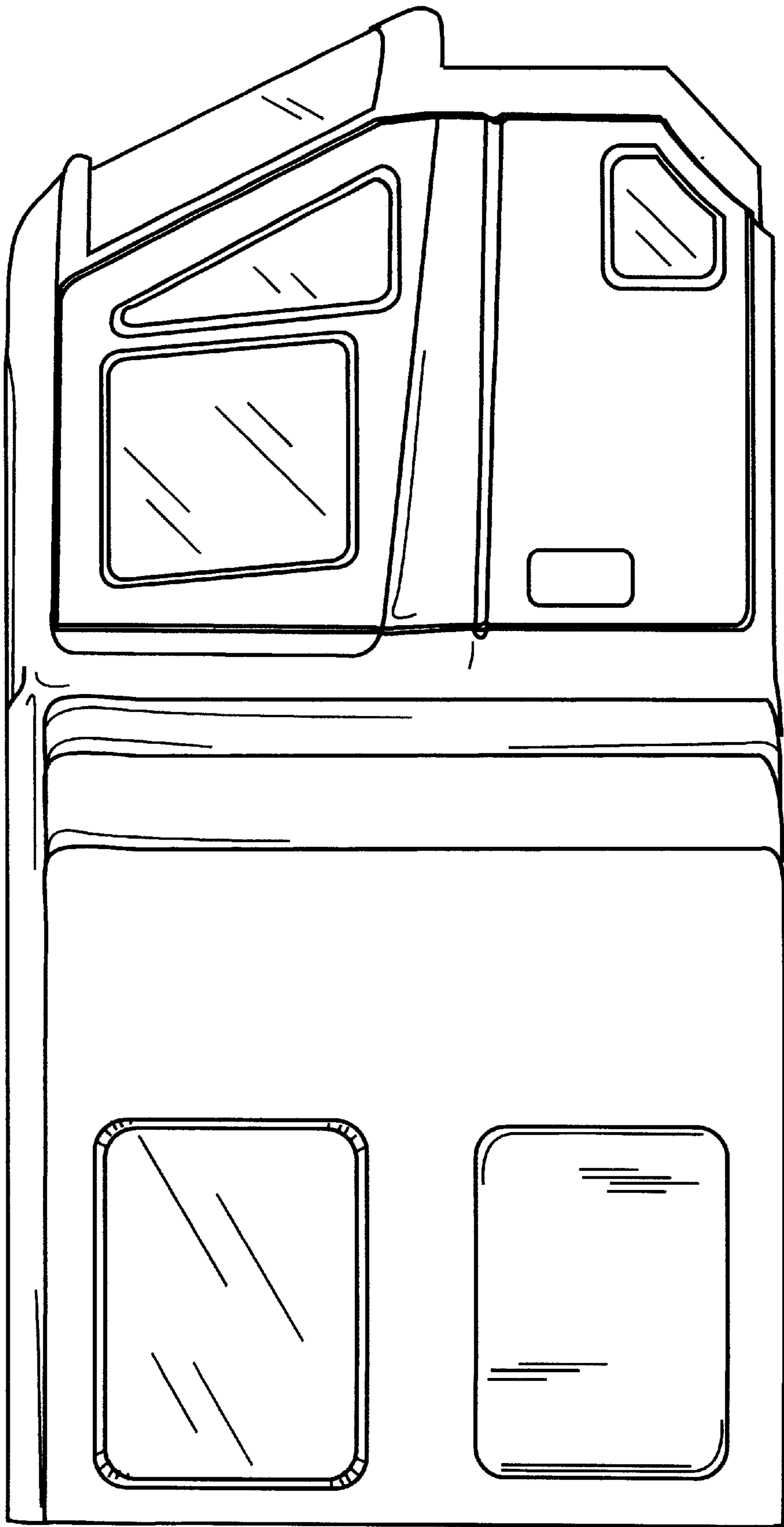


FIG. 4



**FIG. 5**

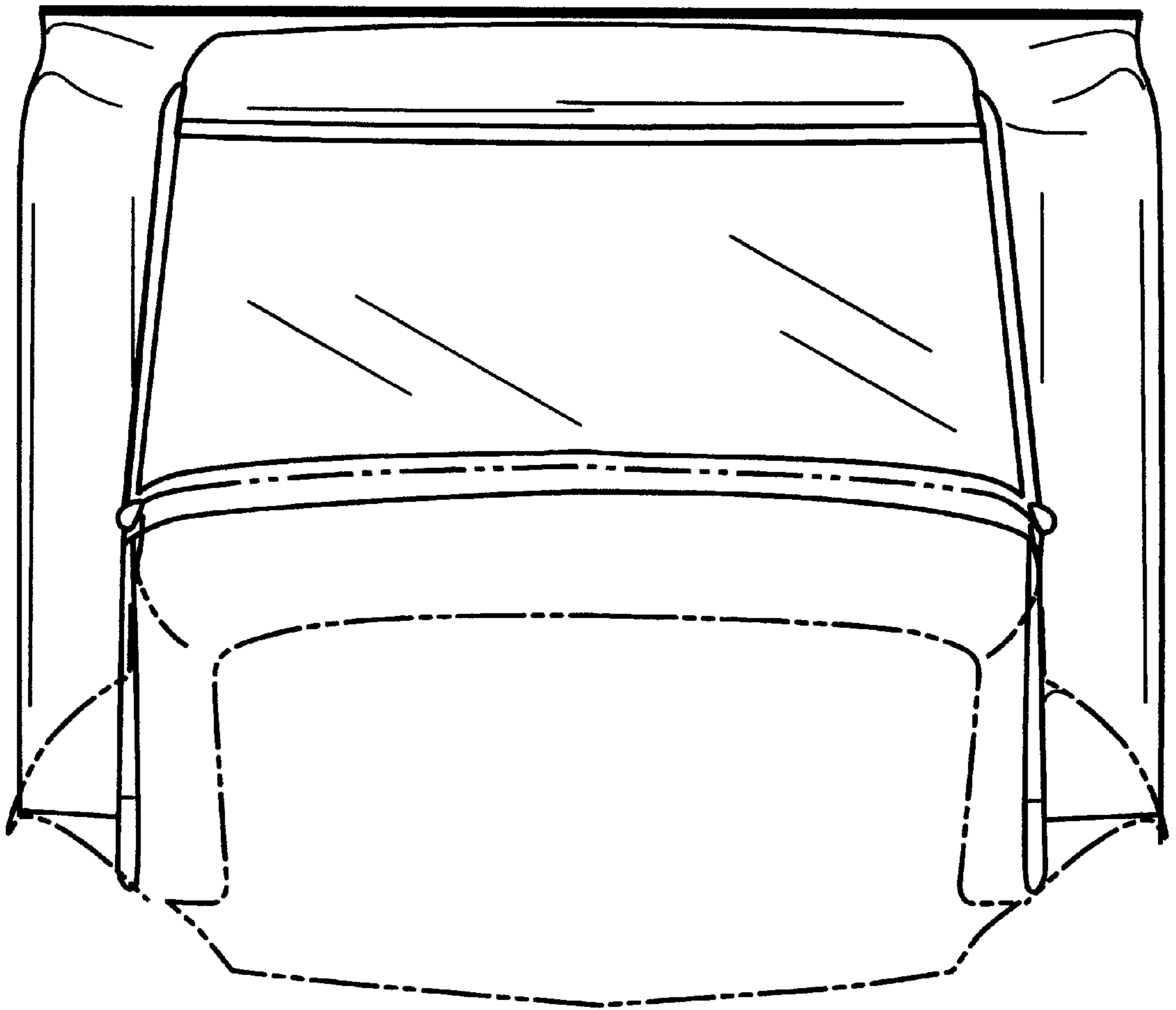


FIG. 6

