



US00D442886S

(12) **United States Design Patent**
Carrell, Jr.

(10) **Patent No.:** **US D442,886 S**

(45) **Date of Patent:** **** May 29, 2001**

(54) **NECKTIE CLIP**

(76) **Inventor:** **Hal Carrell, Jr.**, 4496 Stone Canyon Ct., Concord, CA (US) 94521-4404

(**) **Term:** **14 Years**

(21) **Appl. No.:** **29/111,542**

(22) **Filed:** **Sep. 29, 1999**

(51) **LOC (7) Cl.** **02-07**

(52) **U.S. Cl.** **D11/202**

(58) **Field of Search** D11/200-206;
D2/609; 2/145; 63/1.1, 2, 4, 7, 12-14.8;
24/49.1, 52, 54, 66.5, 66.4, 66.8, 66.13,
49, 49 R

(56) **References Cited**

U.S. PATENT DOCUMENTS

D. 49,184	*	6/1916	Helm	D3/215
803,896	*	11/1905	Gwin	24/54
2,022,346	*	11/1935	Hickok	D11/202
2,025,441	*	12/1935	Cohn	24/66.2

2,620,481	*	12/1952	Florkevicz	D11/202
3,151,371	*	10/1964	Ellestad	D11/202
4,099,300	*	7/1978	Wolak	24/49 R
5,377,390	*	1/1995	Huang	24/66.2

* cited by examiner

Primary Examiner—Ralf Seifert

(74) *Attorney, Agent, or Firm*—Goldstein & Canino

(57) **CLAIM**

The ornamental design for a necktie clip, as shown and described.

DESCRIPTION

FIG. 1 is a diagrammatic perspective view of the necktie clip.

FIG. 2 is a front elevational view thereof.

FIG. 3 is a rear elevational view thereof.

FIG. 4 is a right side elevational view thereof.

FIG. 5 is a left side elevational view thereof.

FIG. 6 is a top plan view of the necktie clip; and,

FIG. 7 is a bottom plan view thereof.

1 Claim, 4 Drawing Sheets

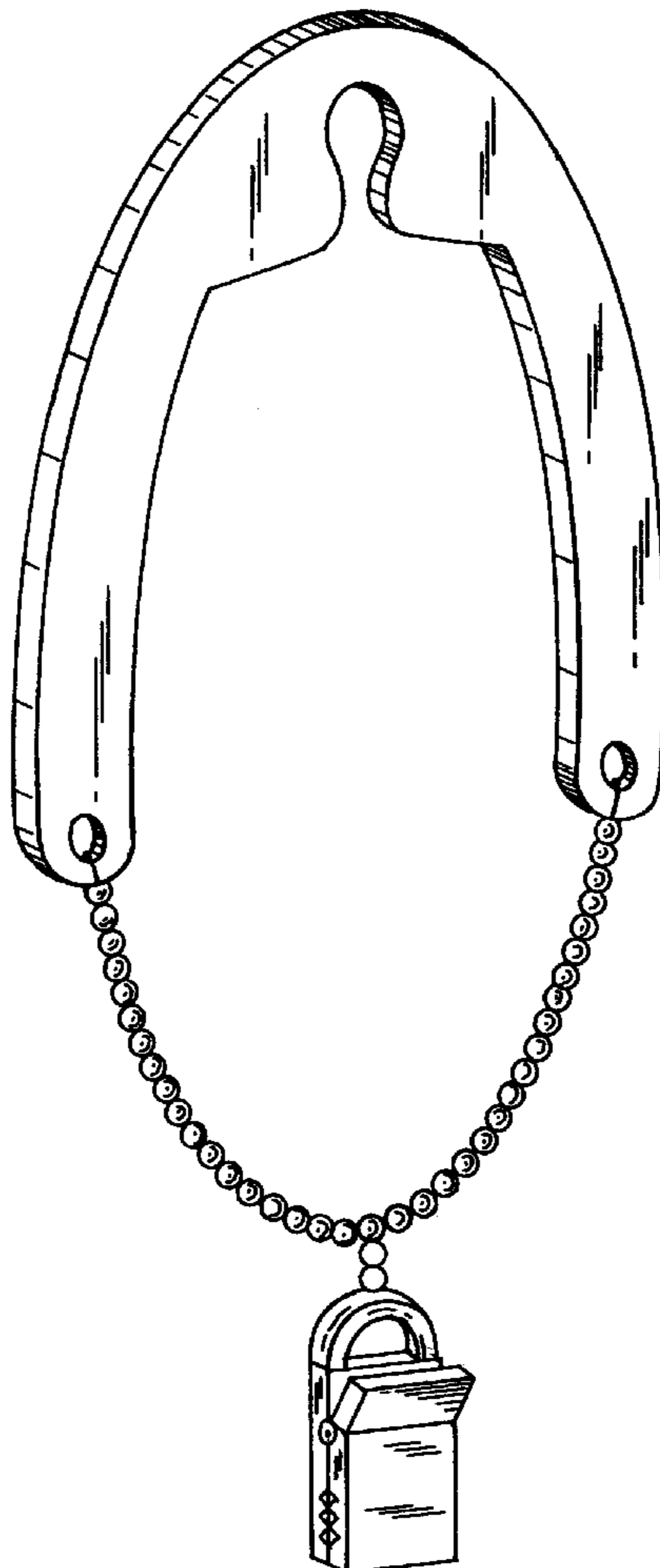


FIG. 1

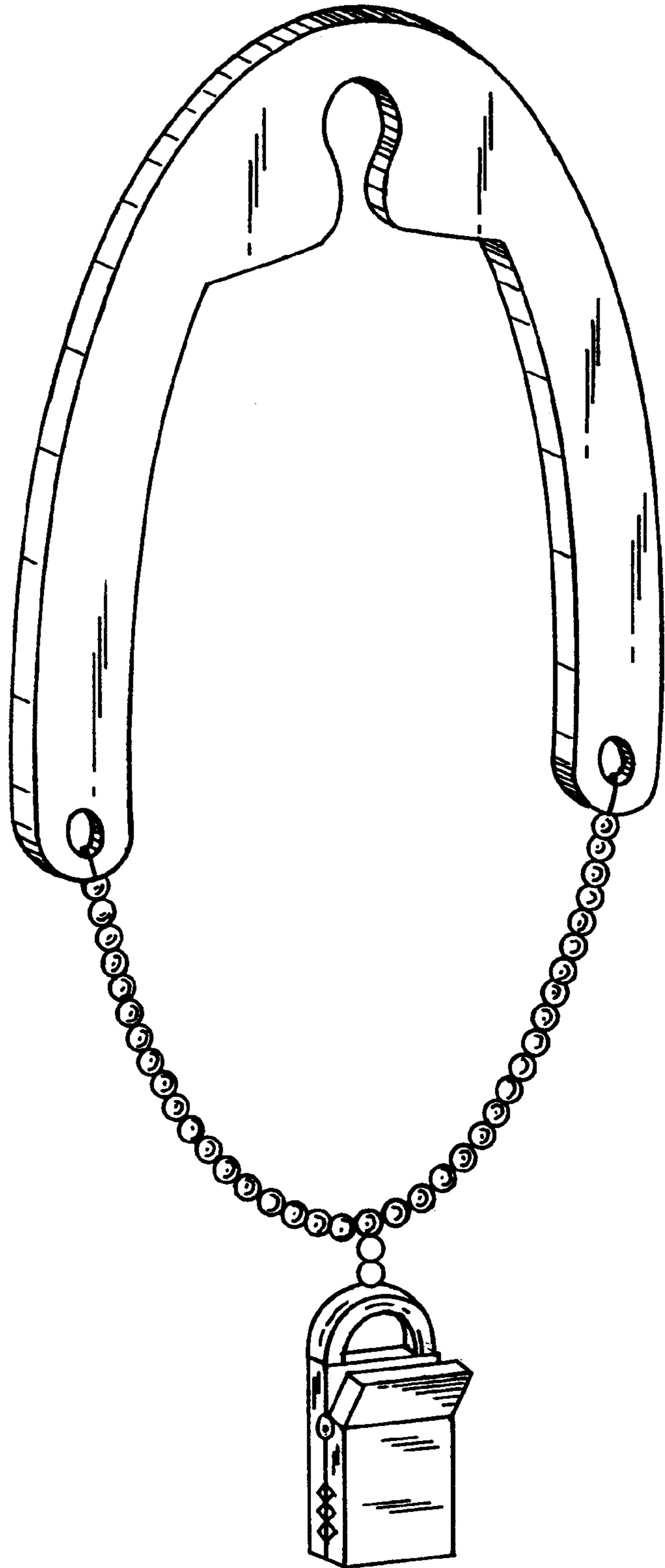


FIG. 2

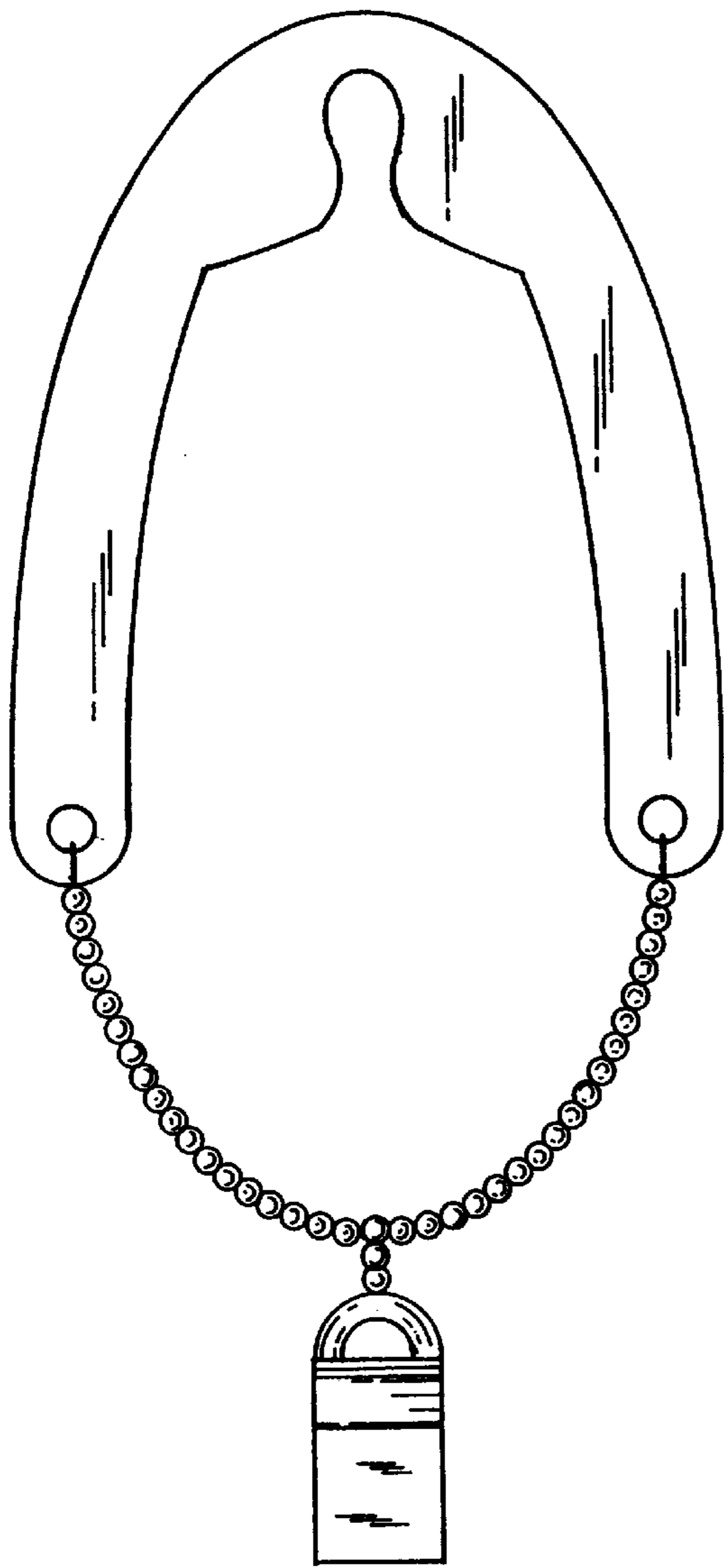


FIG. 3

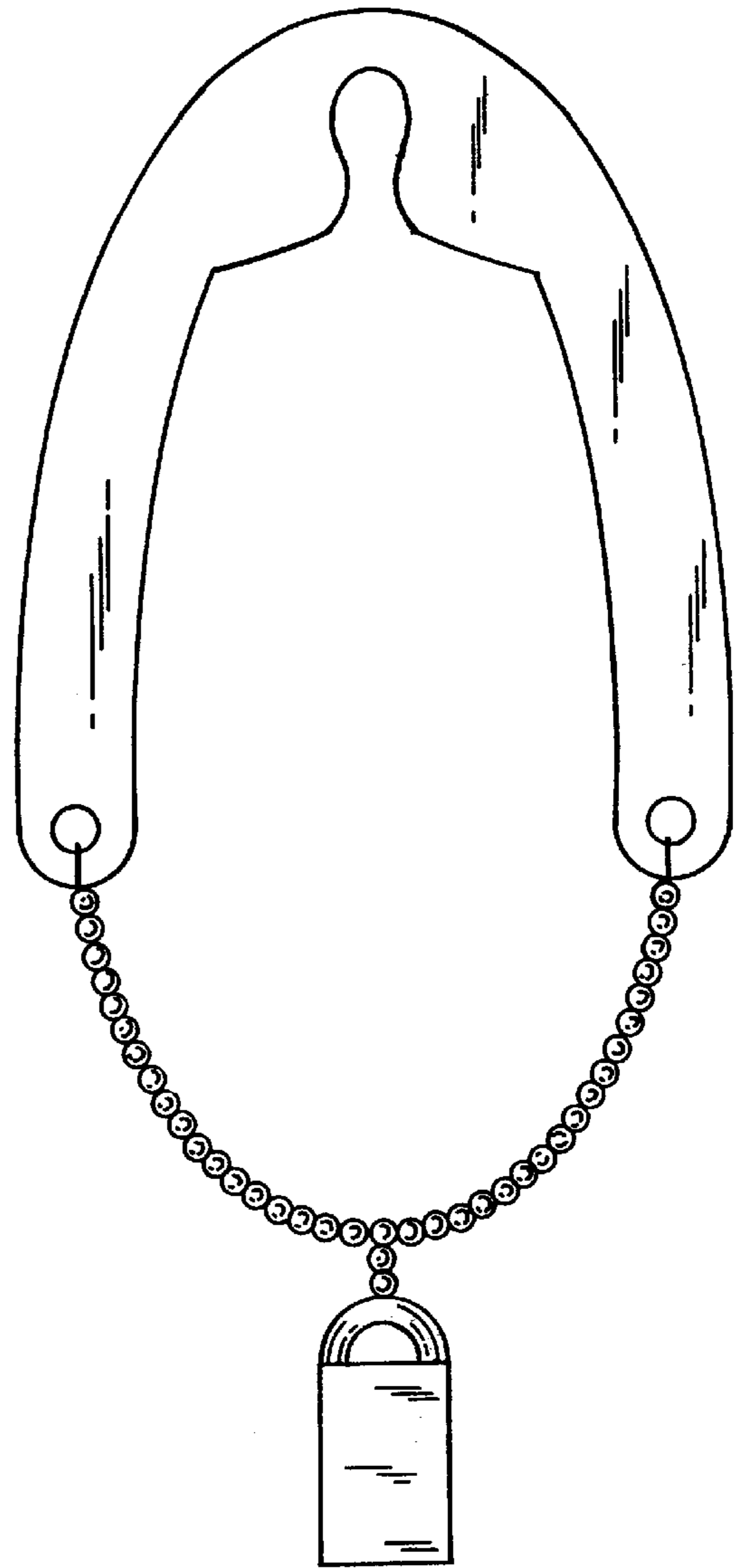


FIG. 4



FIG. 5



FIG. 6



FIG. 7

