



US00D442881S

(12) **United States Design Patent**  
**Kaválek**

(10) **Patent No.:** **US D442,881 S**

(45) **Date of Patent:** **\*\* May 29, 2001**

(54) **CUT STONE**

(75) **Inventor:** **Jaroslav Kaválek, Liberec (CZ)**

(73) **Assignee:** **Preciosa, A.S., Jablonec nad Nisou (CZ)**

(\*\*) **Term:** **14 Years**

(21) **Appl. No.:** **29/126,401**

(22) **Filed:** **Jul. 12, 2000**

**Related U.S. Application Data**

(62) Division of application No. 29/099,209, filed on Jan. 15, 1999.

(30) **Foreign Application Priority Data**

Jul. 16, 1998 (CZ) ..... PVZ 31058-98  
Jul. 17, 1998 (CZ) ..... PVZ 31059-98

(51) **LOC (7) Cl.** ..... **11-01**

(52) **U.S. Cl.** ..... **D11/90**

(58) **Field of Search** ..... D11/1, 2, 26, 35,  
D11/36, 89, 90; 63/1.11, 15, 26, 32; D21/460

(56) **References Cited**

**U.S. PATENT DOCUMENTS**

- D. 56,949 \* 1/1921 Tatler ..... D21/460
- D. 98,249 11/1936 Goldblatt .
- D. 99,568 5/1936 Cohn .
- D. 99,779 5/1936 Cohn .
- 138,314 4/1873 Bruhl .
- D. 232,965 9/1974 Atwell .
- D. 267,569 \* 1/1983 Polite ..... D21/41
- D. 268,653 4/1983 Sun .

- D. 382,506 8/1997 Cohen .
- D. 407,036 3/1999 Reisigl .
- D. 409,944 5/1999 Reisigl .
- D. 425,816 \* 5/2000 Kavalek ..... D11/90
- D. 430,060 \* 8/2000 Kavalek ..... D11/90
- D. 430,503 \* 7/1998 Kavalek ..... D11/90
- 469,496 2/1892 Bugbee .
- 484,934 10/1892 Jacobson .
- 809,531 1/1906 Schenck .
- 2,340,659 2/1944 Goldstein .
- 2,364,031 11/1944 Suderov .
- 2,519,547 8/1950 Colbert et al. .
- 3,835,665 9/1974 Kitchel .
- 5,612,102 3/1997 Nakama .
- 5,657,647 \* 8/1997 Freiesleben ..... 63/32

\* cited by examiner

*Primary Examiner*—Ralf Seifert

(74) *Attorney, Agent, or Firm*—Birch, Stewart, Kolasch & Birch, LLP

(57) **CLAIM**

I claim the ornamental design of a cut stone, as shown and described.

**DESCRIPTION**

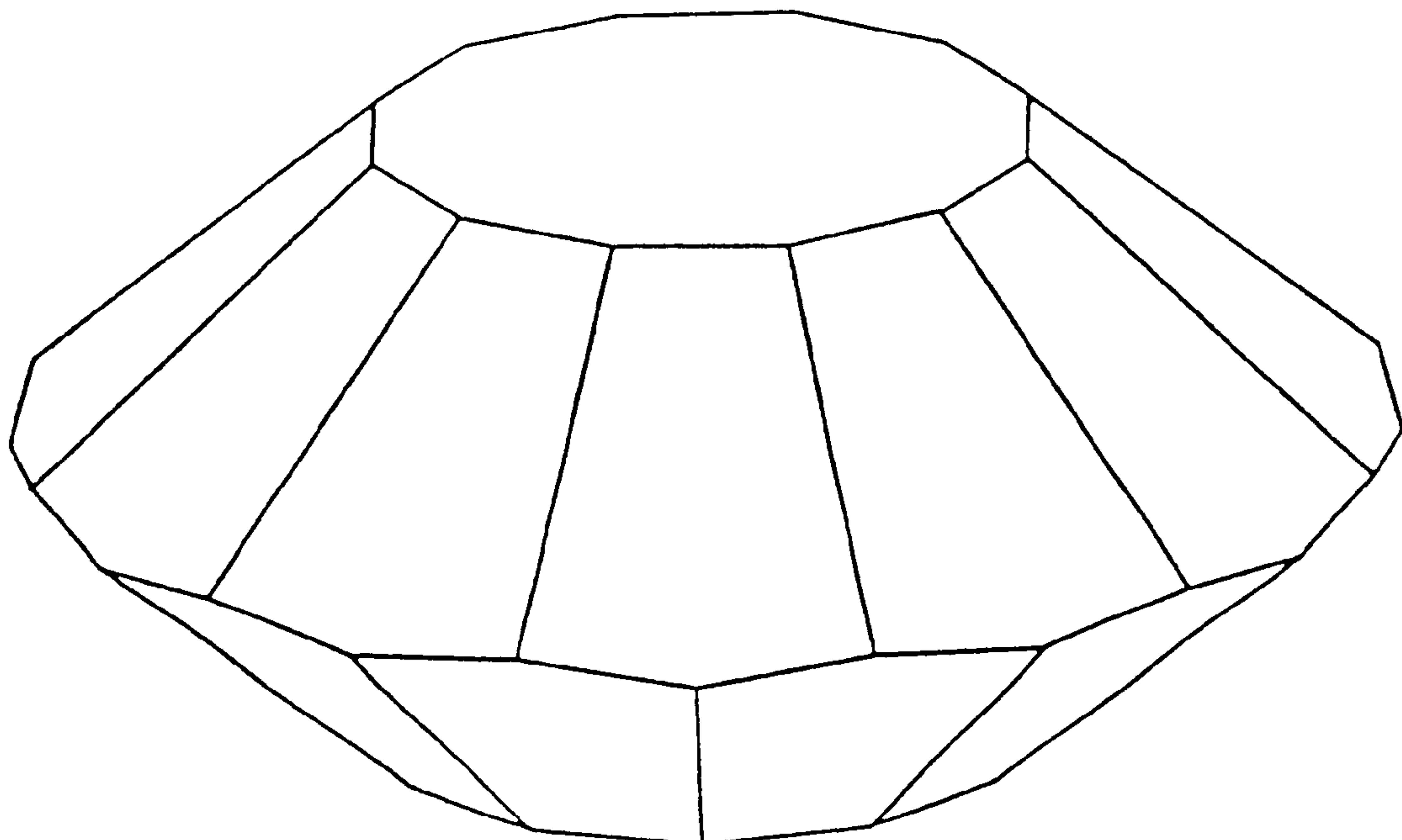
FIG. 1 is a front, perspective view of a first embodiment of a cut stone showing a 12×12 turned channel of my new design;

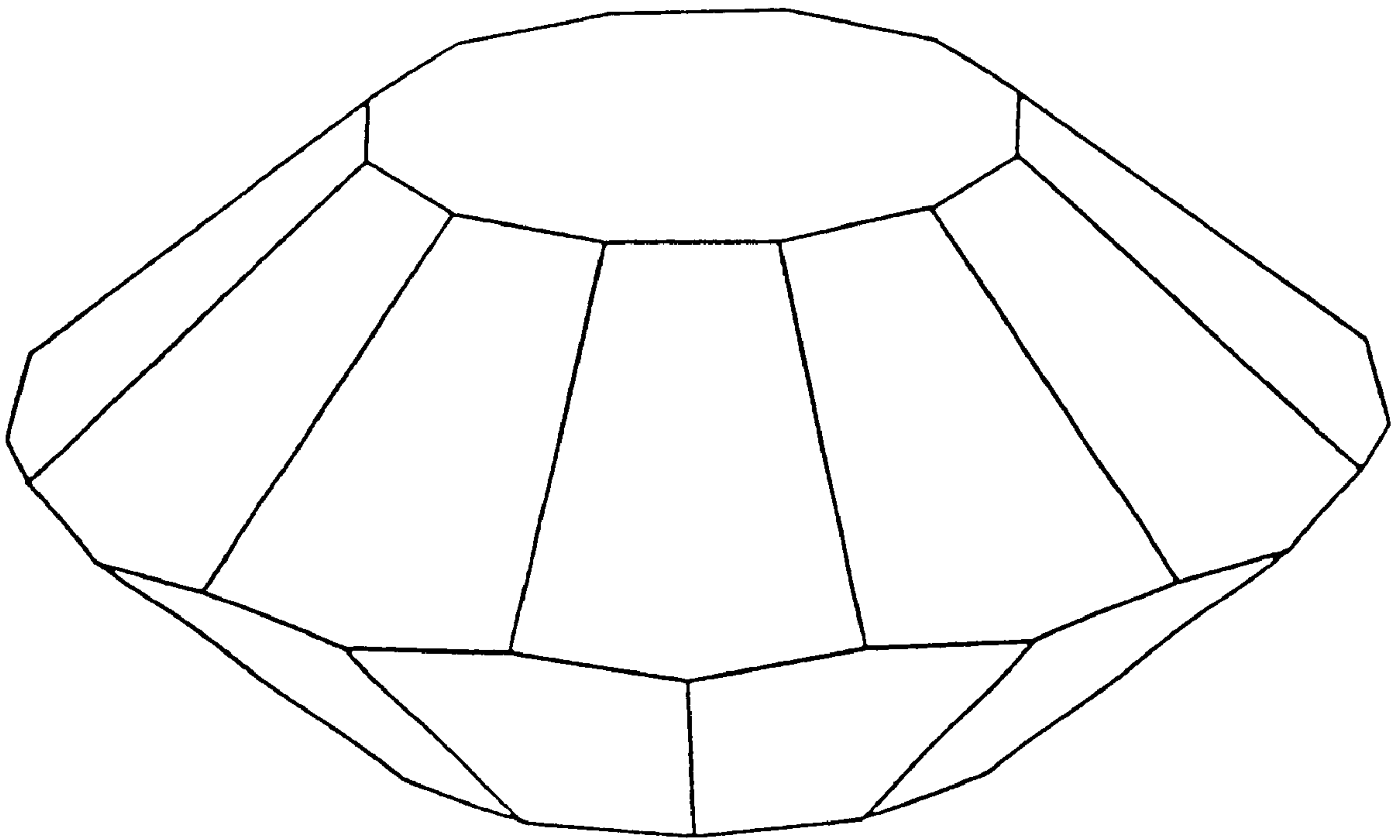
FIG. 2 is a bottom plan view of the first embodiment of the cut stone of FIG. 1;

FIG. 3 is a front, elevational view of the cut stone of FIG. 1, the rear side elevational view being the same; and,

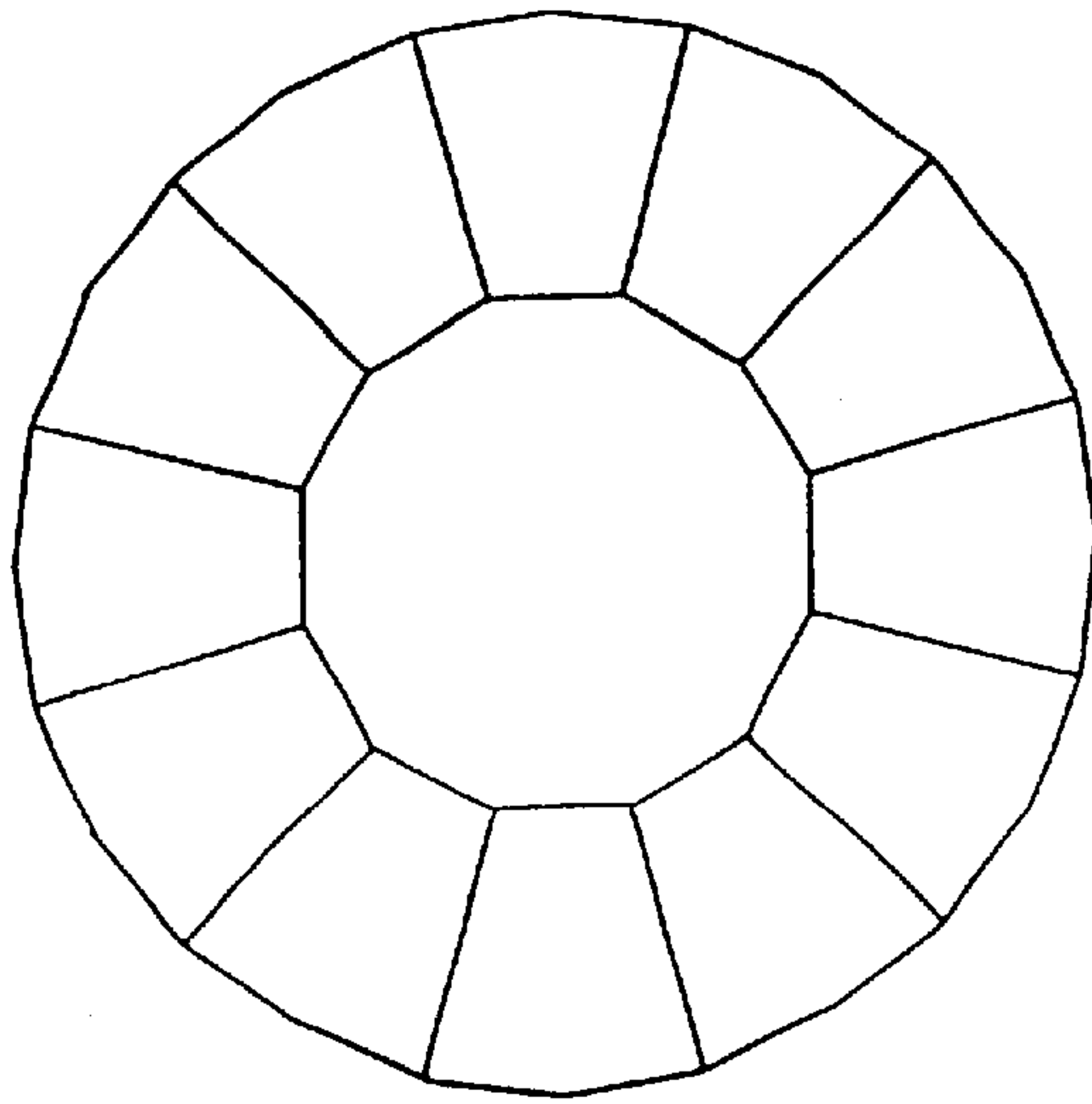
FIG. 4 is a top plan view of the cut stone of FIG. 1.

**1 Claim, 2 Drawing Sheets**

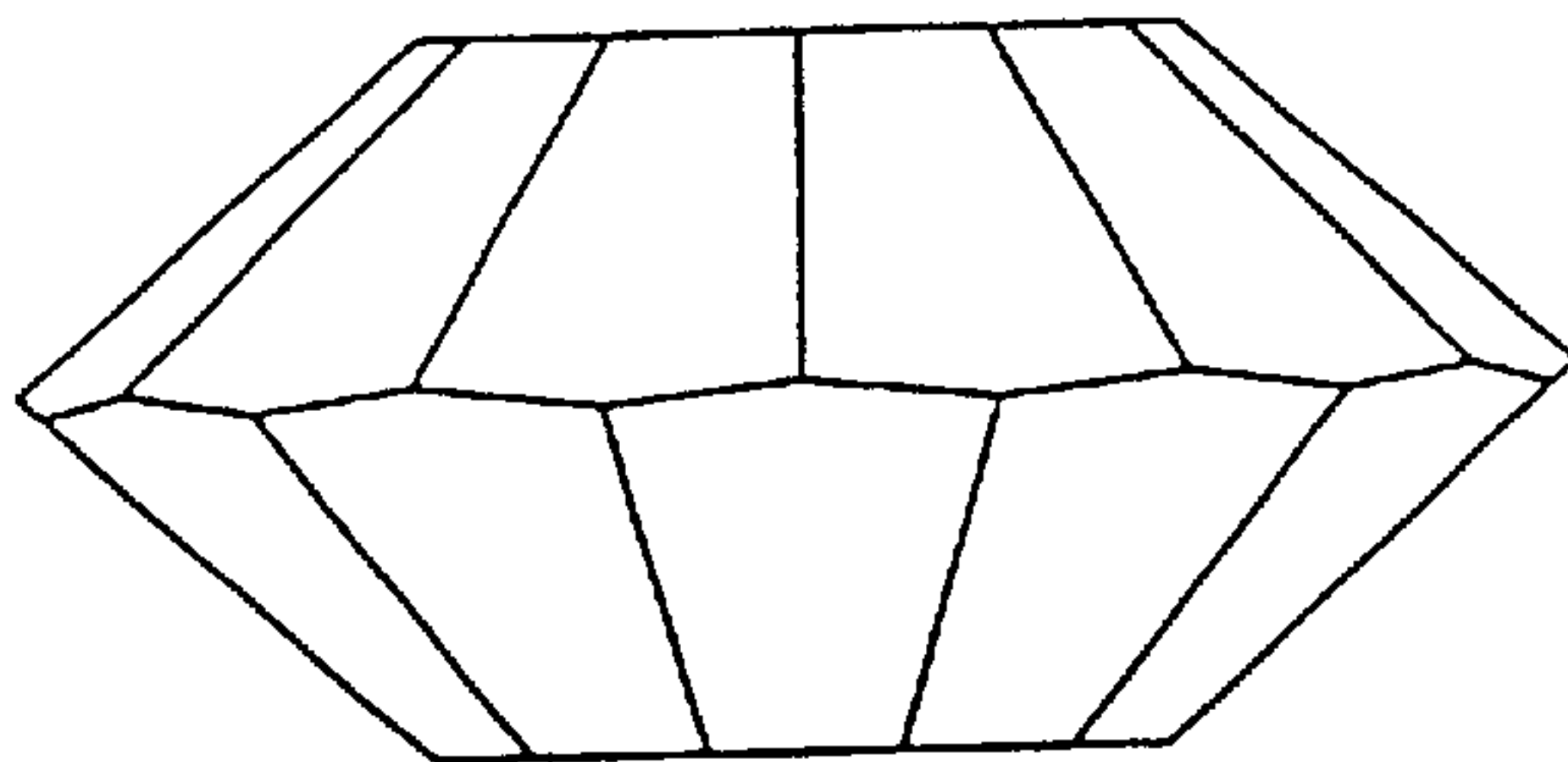




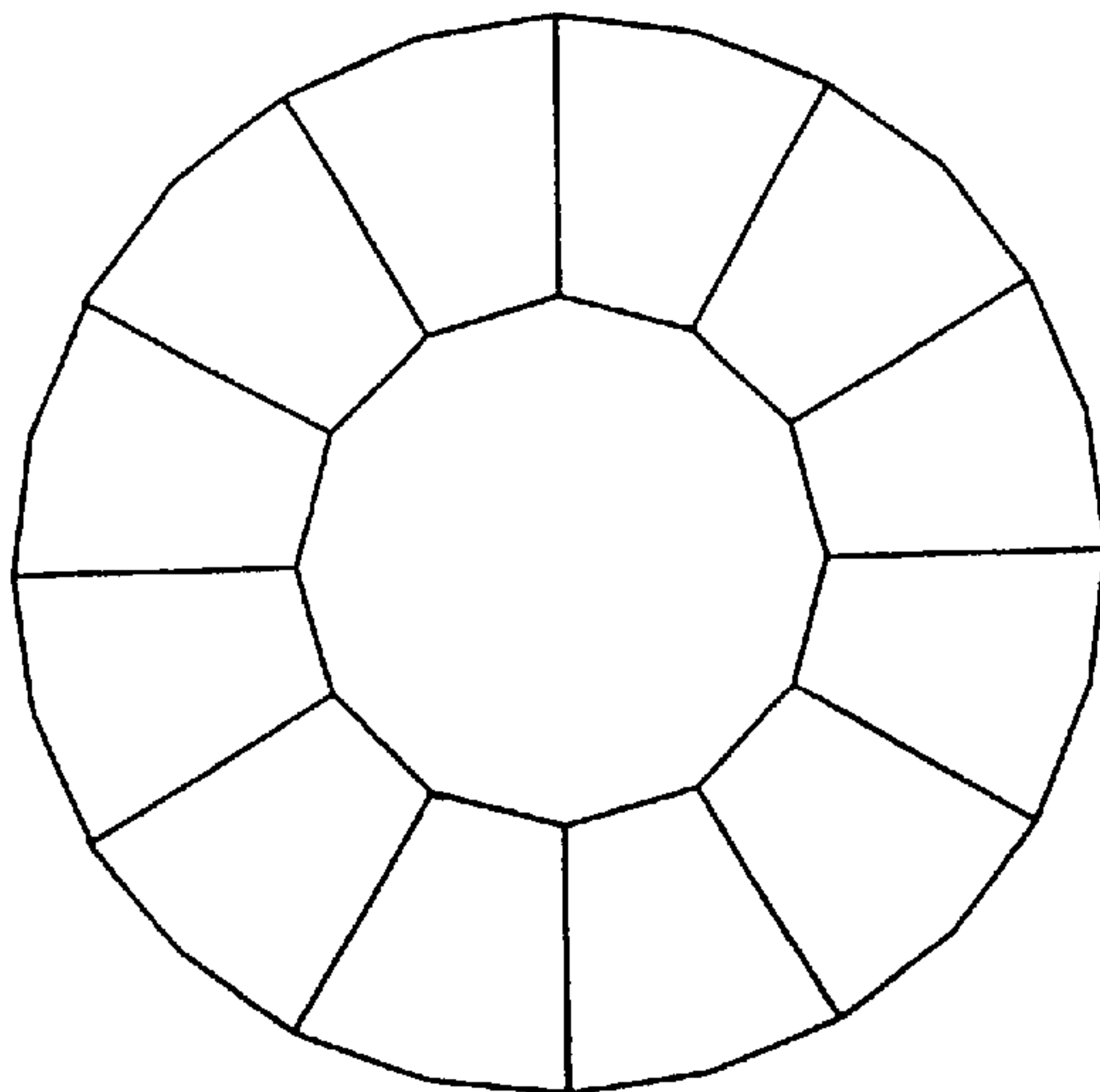
**Figure 1**



**Figure 2**



**Figure 3**



**Figure 4**