



US00D442878S

(12) **United States Design Patent**
Jongsoonthornthurakit

(10) **Patent No.:** **US D442,878 S**

(45) **Date of Patent:** **** May 29, 2001**

(54) **PENDENT**

(75) **Inventor:** **Pornpilai Jongsoonthornthurakit,**
Bangkok (TH)

(73) **Assignee:** **Pranda Jewelry Public Compap,**
Bangkok (TH)

(**) **Term:** **14 Years**

(21) **Appl. No.:** **29/122,529**

(22) **Filed:** **Apr. 28, 2000**

(30) **Foreign Application Priority Data**

Oct. 29, 1999 (TH) 053637

(51) **LOC (7) Cl.** **11-01**

(52) **U.S. Cl.** **D11/79**

(58) **Field of Search** D11/1, 7, 43-44,
D11/40, 48, 50, 57, 65, 74, 79, 80, 81,
82, 95-99, 100, 104, 107; 63/1.11, 2, 18-20,
13, 23

(56) **References Cited**

U.S. PATENT DOCUMENTS

D. 136,815 * 12/1943 Hull D11/43

D. 160,337 * 10/1950 Philippe D11/43

D. 174,102 * 2/1955 Stonberg D11/81

D. 367,436 * 2/1996 Bloch et al. D11/95

* cited by examiner

Primary Examiner—Ralf Seifert

(74) *Attorney, Agent, or Firm*—White & Case LLP

(57) **CLAIM**

The ornamental design for a pendent, as shown.

DESCRIPTION

FIG. 1 is a perspective view of a pendent showing my new design;

FIG. 2 is a front elevational view thereof;

FIG. 3 is a rear elevational view thereof;

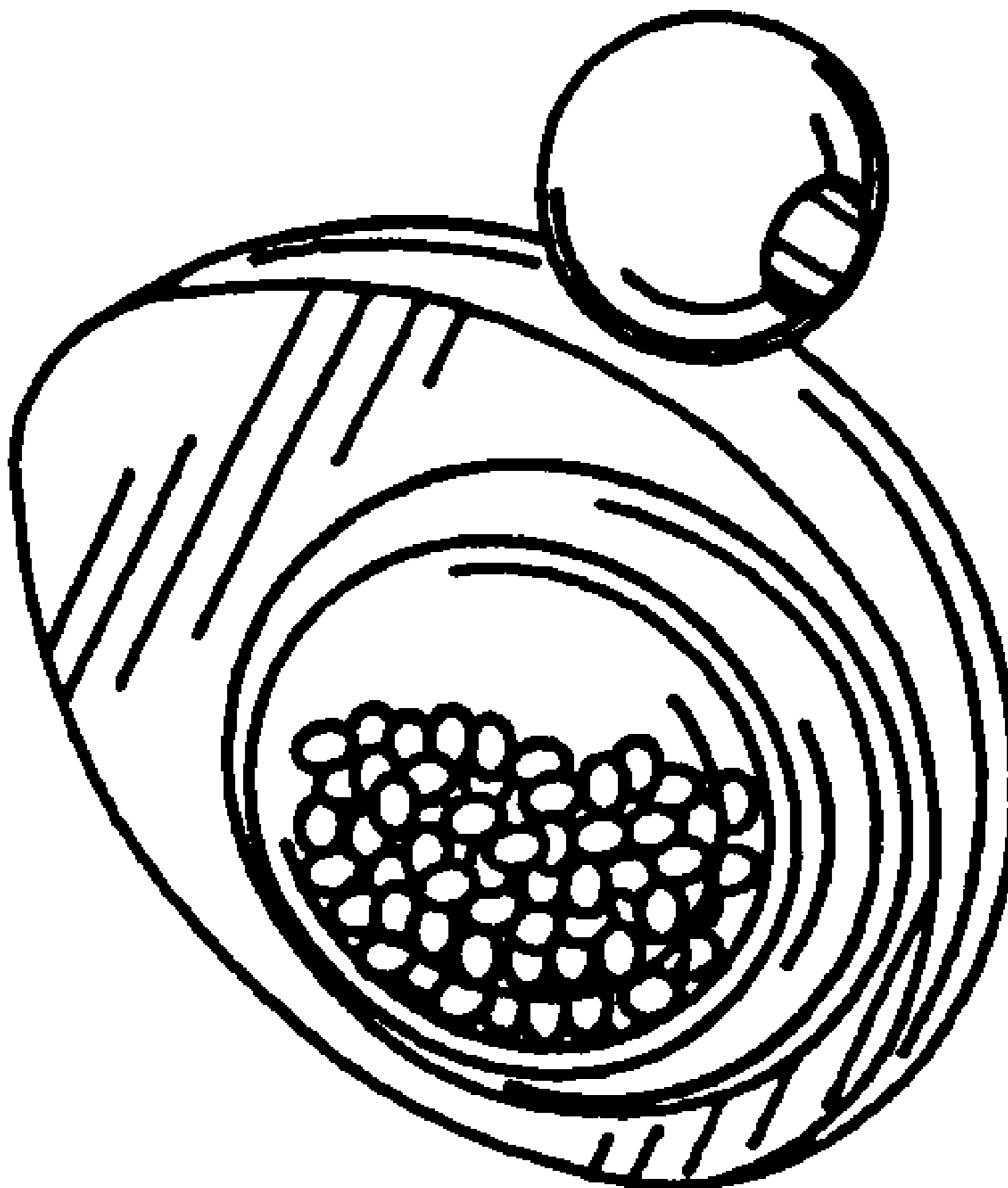
FIG. 4 is a bottom plan view thereof;

FIG. 5 is a top plan view thereof;

FIG. 6 is a right side elevational view thereof; and,

FIG. 7 is a left side elevational view thereof.

1 Claim, 1 Drawing Sheet



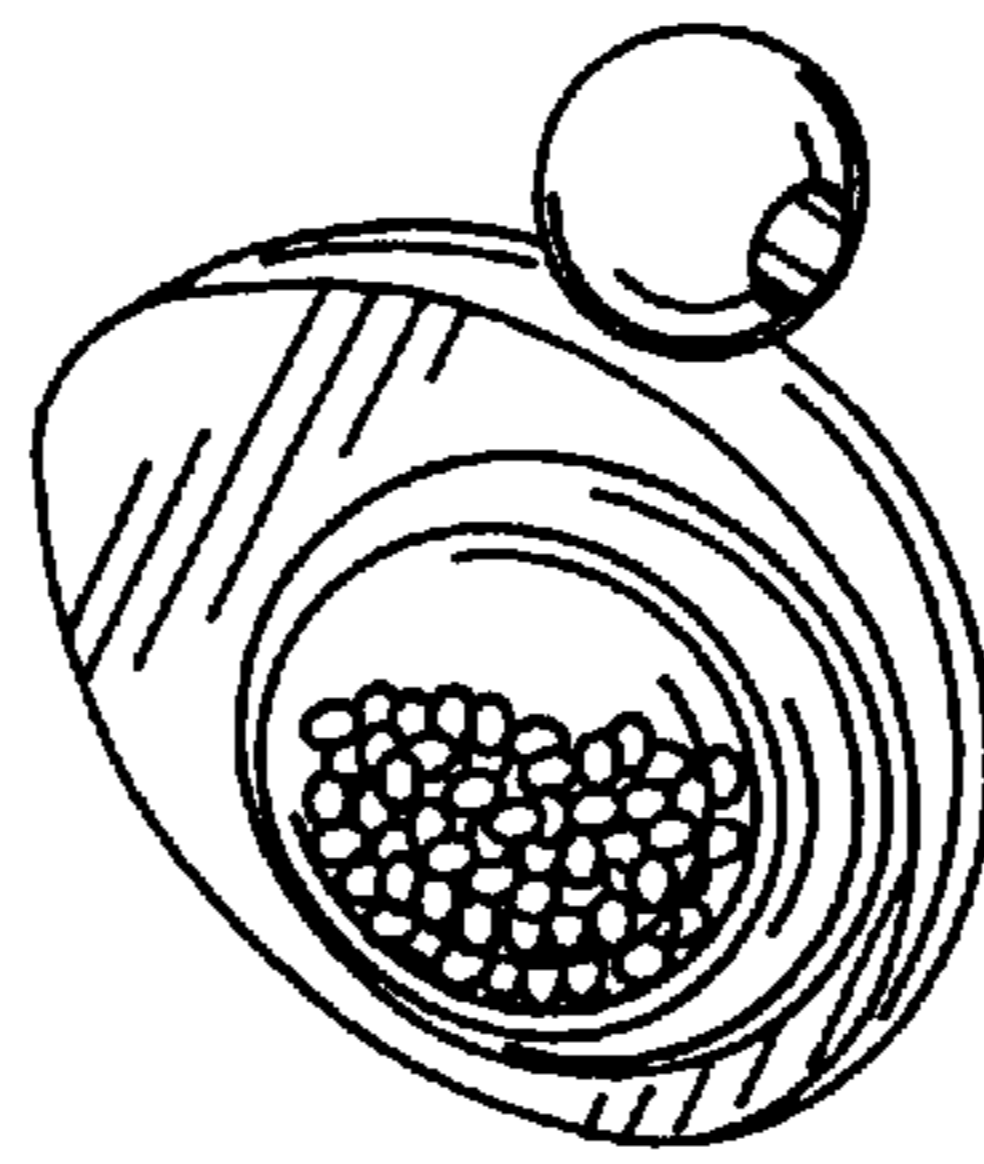


FIG. 1

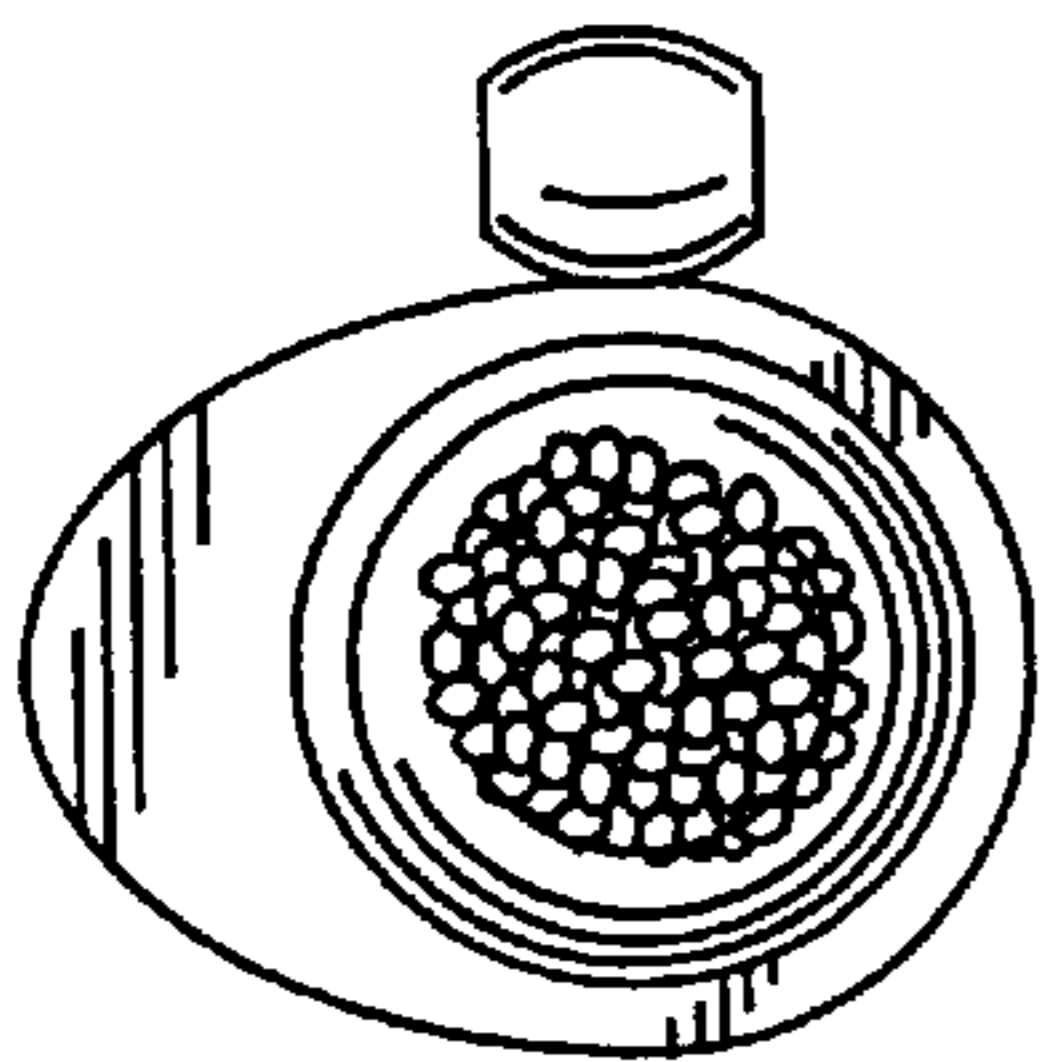


FIG. 2




FIG. 3



FIG. 4

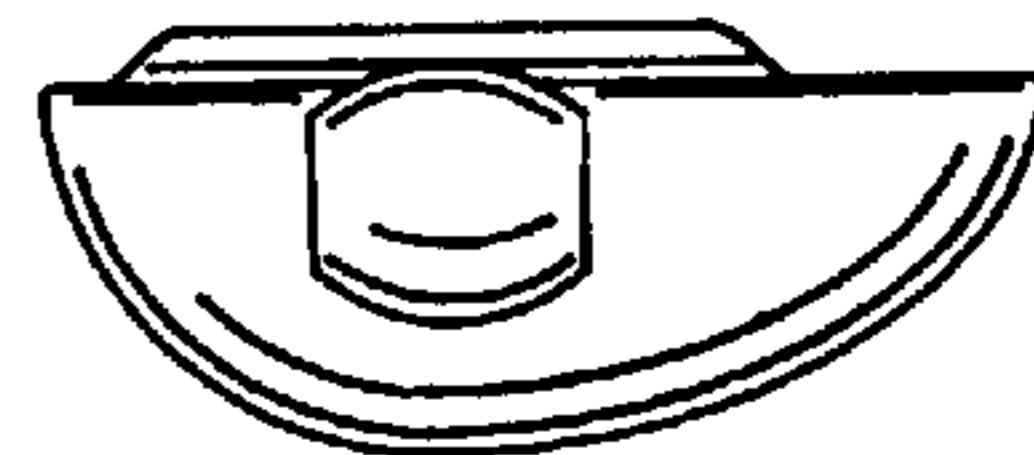


FIG. 5

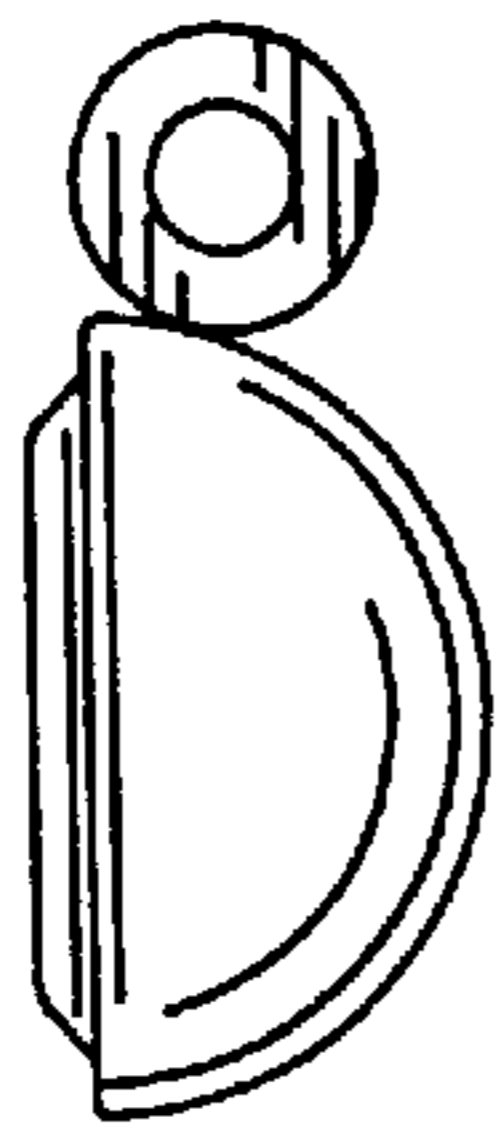


FIG. 6




FIG. 7