



US00D442876S

(12) **United States Design Patent**
Ventrella

(10) **Patent No.:** **US D442,876 S**

(45) **Date of Patent:** **** May 29, 2001**

(54) **BRACELET**

(75) Inventor: **Roberto Ventrella**, La Chaux-de-Fonds (CH)

(73) Assignee: **Tag Heuer S.A.**, Marin (CH)

(**) Term: **14 Years**

(21) Appl. No.: **29/107,954**

(22) Filed: **Jul. 15, 1999**

(30) **Foreign Application Priority Data**

Jan. 27, 1999 (XH) DMA/004 357

(51) **LOC (7) Cl.** **11-01**

(52) **U.S. Cl.** **D11/4; D11/24**

(58) **Field of Search** D11/1-5, 15-25,
D11/93, 94; D10/30-33, 37-39; 63/1.1,
2-11

(56) **References Cited**

U.S. PATENT DOCUMENTS

- D. 284,951 * 8/1986 Chodat D11/4
- D. 312,593 * 12/1990 Bulgari D11/4
- D. 320,572 * 10/1991 Bulgari D11/3
- D. 334,900 * 4/1993 Bulgari D11/5

* cited by examiner

Primary Examiner—Ralf Seifert

(74) *Attorney, Agent, or Firm*—Stroock & Stroock & Lavan LLP

(57) **CLAIM**

The ornamental design for a bracelet, as shown.

DESCRIPTION

FIG. 1 is a perspective view of a bracelet in accordance with the invention, with broken lines showing environmental matter drawn for illustrative purposes only and forming no part of the claimed design;

FIG. 2 is a front elevational view of the bracelet depicted in FIG. 1, the rear elevational view being a mirror image thereof;

FIG. 3 is a left side elevational view of the bracelet depicted in FIG. 1, with broken lines showing environmental matter drawn for illustrative purposes only and forming no part of the claimed design, and the right side elevational view being a mirror image thereof;

FIG. 4 is a top plan view of the bracelet depicted in FIG. 1, with broken lines showing environmental matter drawn for illustrative purposes only and forming no part of the claimed design; and,

FIG. 5 is a bottom plan view of the bracelet depicted in FIG. 1, with broken lines showing environmental matter drawn for illustrative purposes only and forming no part of the claimed design.

The surface(s) or portion(s) of the article not shown in the drawings or described in the specification form(s) no part of the claimed design.

1 Claim, 2 Drawing Sheets

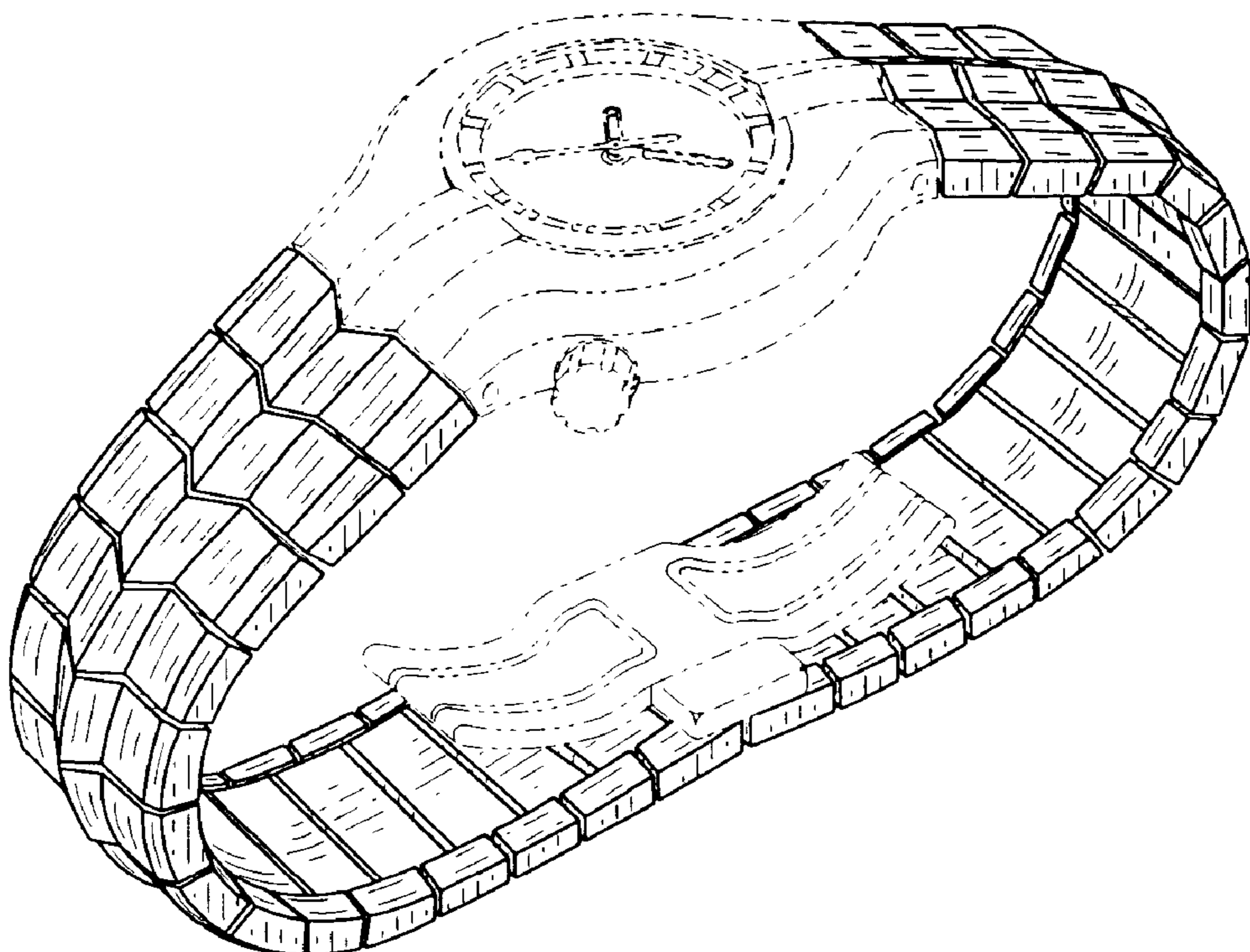


FIG. 1

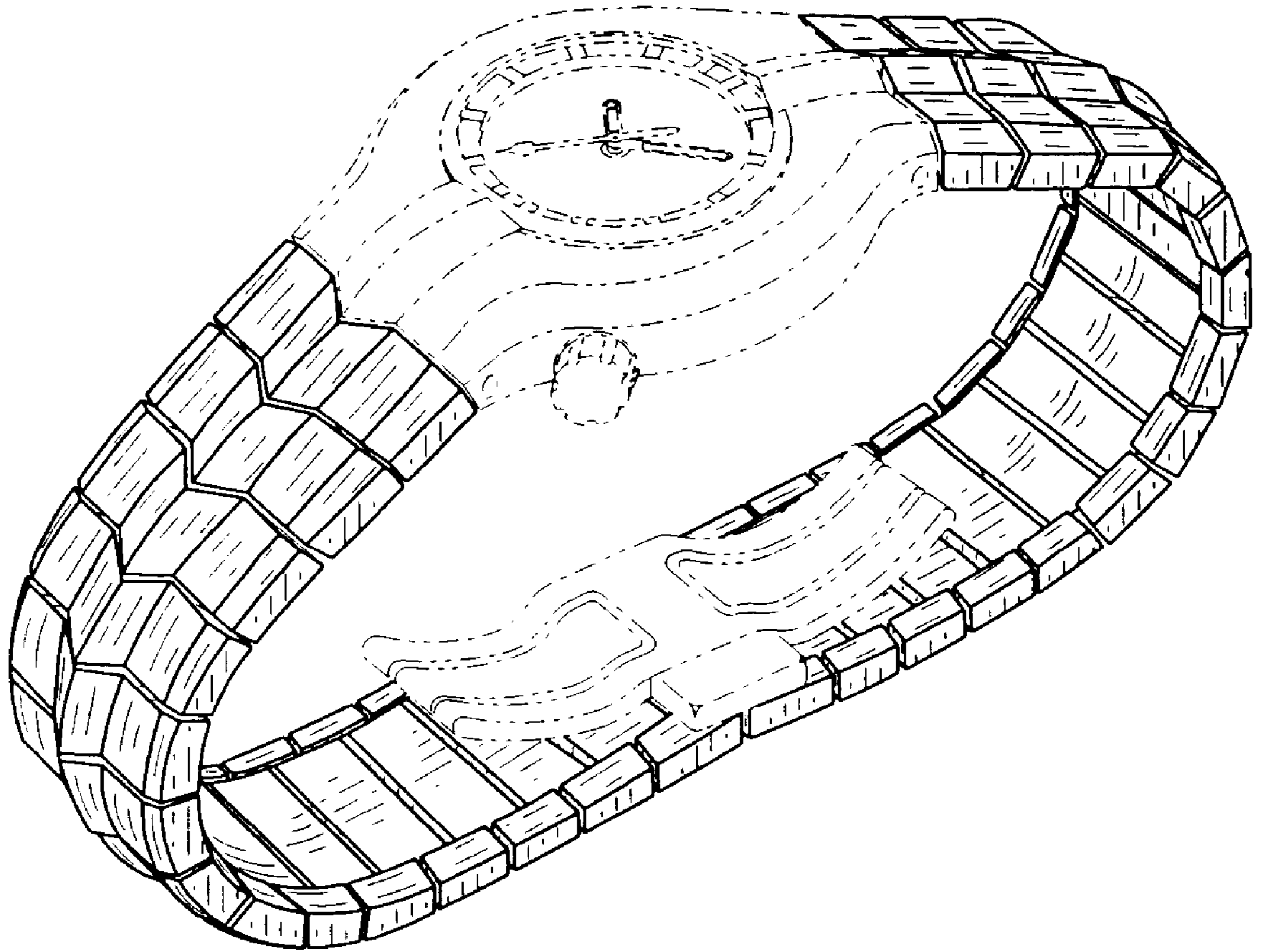


FIG. 2



FIG. 3

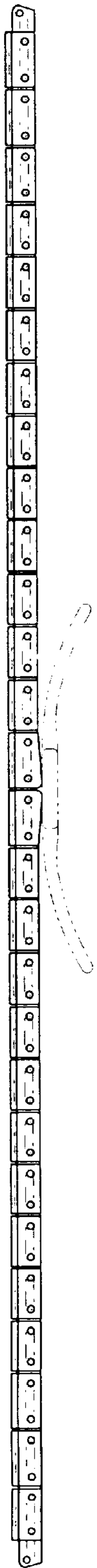


FIG. 4

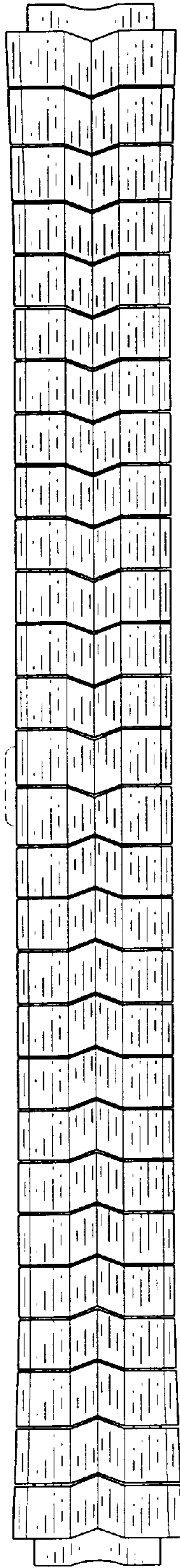


FIG. 5

