



US00D442866S

(12) **United States Design Patent**
Mooney et al.

(10) **Patent No.:** **US D442,866 S**

(45) **Date of Patent:** **** May 29, 2001**

- (54) **JAR BODY**
- (75) Inventors: **Michael R. Mooney**, Wrightsville;
Richard K. Ogg, Littlestown, both of
PA (US)
- (73) Assignee: **Graham Packaging Company, L.P.**,
York, PA (US)
- (**) Term: **14 Years**
- (21) Appl. No.: **29/122,969**
- (22) Filed: **May 8, 2000**

D. 370,850	6/1996	Beaver	D9/543
D. 382,807	8/1997	Silvers et al.	D9/520
D. 402,563	12/1998	Prevot et al.	D9/538
D. 404,311 *	1/1999	Zimmer et al.	D9/552
D. 420,593	2/2000	Denner et al.	D9/520
D. 423,936	5/2000	Smith et al.	D9/520
5,092,474	3/1992	Leigner	215/1 C
5,141,120	8/1992	Brown et al.	215/1 C
5,141,121	8/1992	Brown et al.	215/100 A
5,261,544	11/1993	Weaver, Jr.	215/1 C
5,392,937	2/1995	Prevot et al.	215/1 C
5,472,105	12/1995	Krishnakumar	215/384
5,598,941	2/1997	Semersky et al.	215/384
5,690,244	11/1997	Darr	215/382

Related U.S. Application Data

- (62) Division of application No. 29/107,381, filed on Jul. 1, 1999,
now Pat. No. Des. 428,815.
- (51) **LOC (7) Cl.** **09-01**
- (52) **U.S. Cl.** **D9/520; D9/537; D9/552;**
D9/556
- (58) **Field of Search** D9/520, 556, 557,
D9/537, 540, 552, 565, 539; 215/381-384

References Cited

U.S. PATENT DOCUMENTS

D. 198,645 *	7/1964	Shepler	D9/565
D. 199,869	12/1964	Trombley et al.	D9/557
D. 284,941	8/1986	Porteous	D9/378
D. 307,394	4/1990	Wetherell, Jr.	D9/378
D. 339,291	9/1993	Leigner	D9/520
D. 344,457	2/1994	Prevot et al.	D9/537
D. 355,129 *	2/1995	Gruodis	D9/552
D. 364,093	11/1995	Weaver, Jr.	D9/563
D. 368,771 *	4/1996	Patel et al.	D9/552

* cited by examiner

Primary Examiner—Lucy Lieberman

(74) *Attorney, Agent, or Firm*—Howson and Howson

(57) **CLAIM**

The ornamental design for a jar body, as shown and described.

DESCRIPTION

FIG. 1 is a right side elevational view of the jar body of our new design, the left side elevational view being a mirror image thereof;

FIG. 2 is a front elevational view thereof;

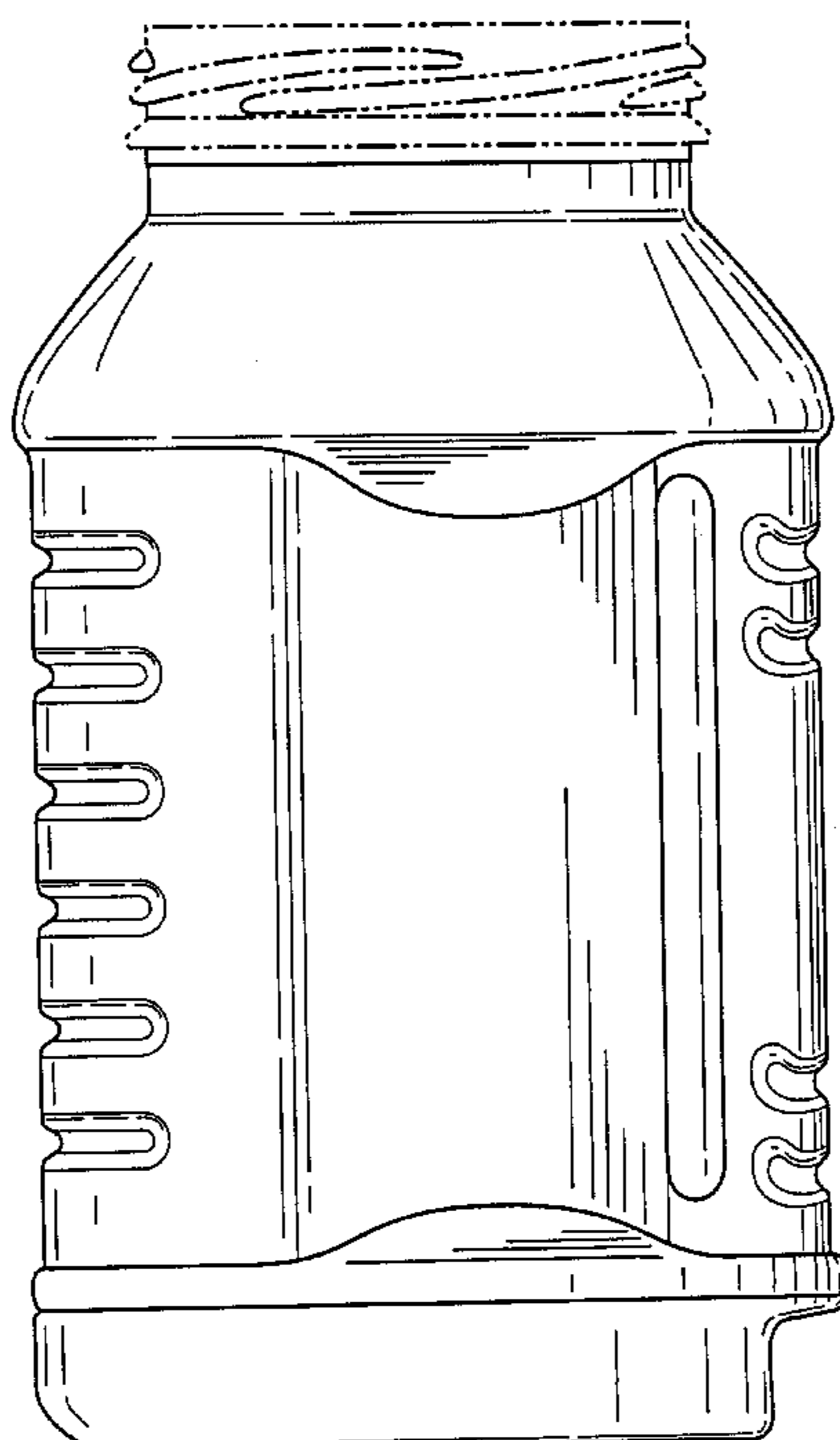
FIG. 3 is a rear elevational view thereof;

FIG. 4 is a top plan view thereof; and,

FIG. 5 is a bottom plan view thereof.

The broken line showing of the finish portion of the jar in FIGS. 1-4 is for illustrative purposes only and forms no part of the claimed design.

1 Claim, 4 Drawing Sheets



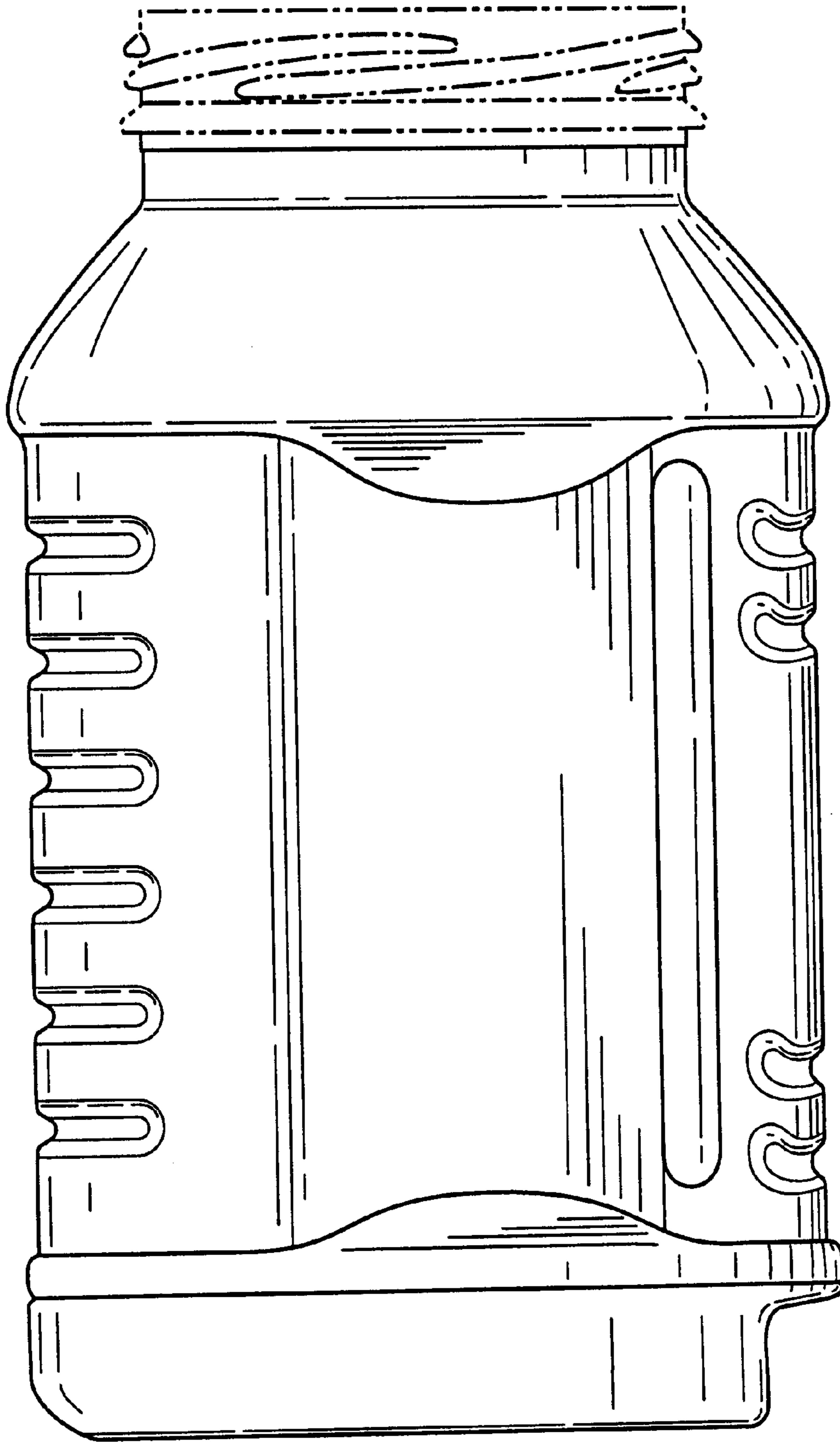


FIG. 1

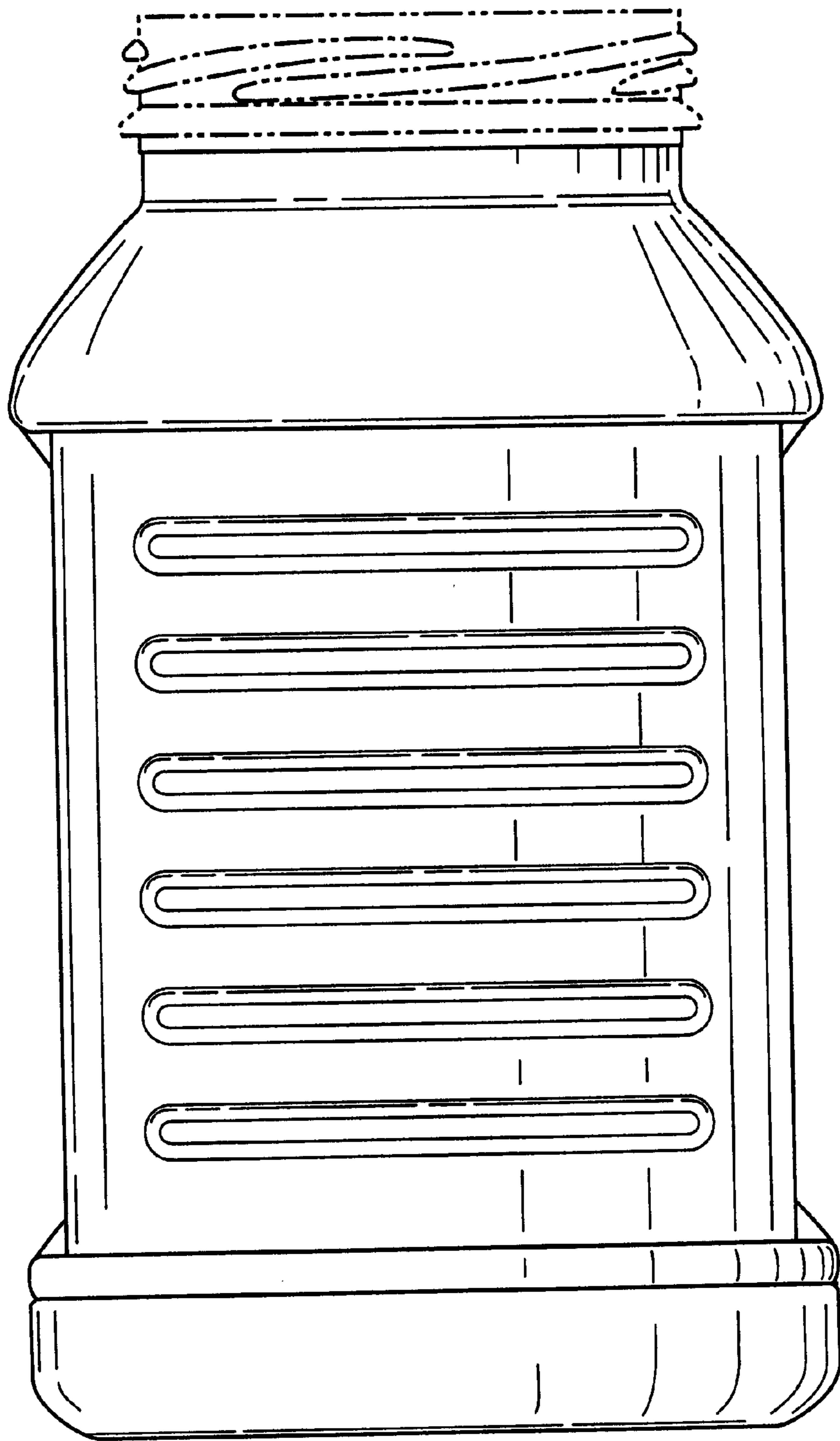


FIG. 2

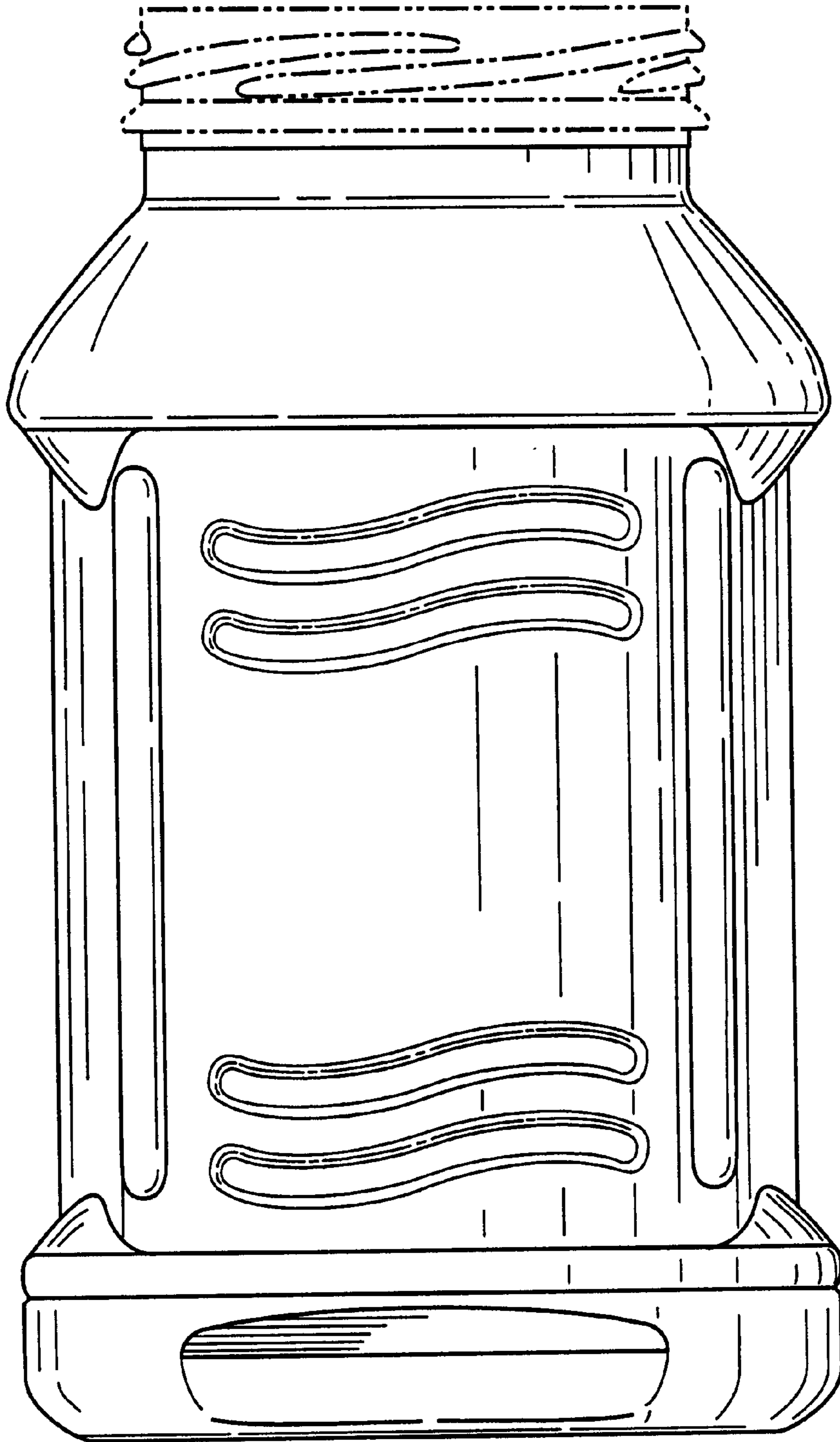


FIG. 3

FIG. 4

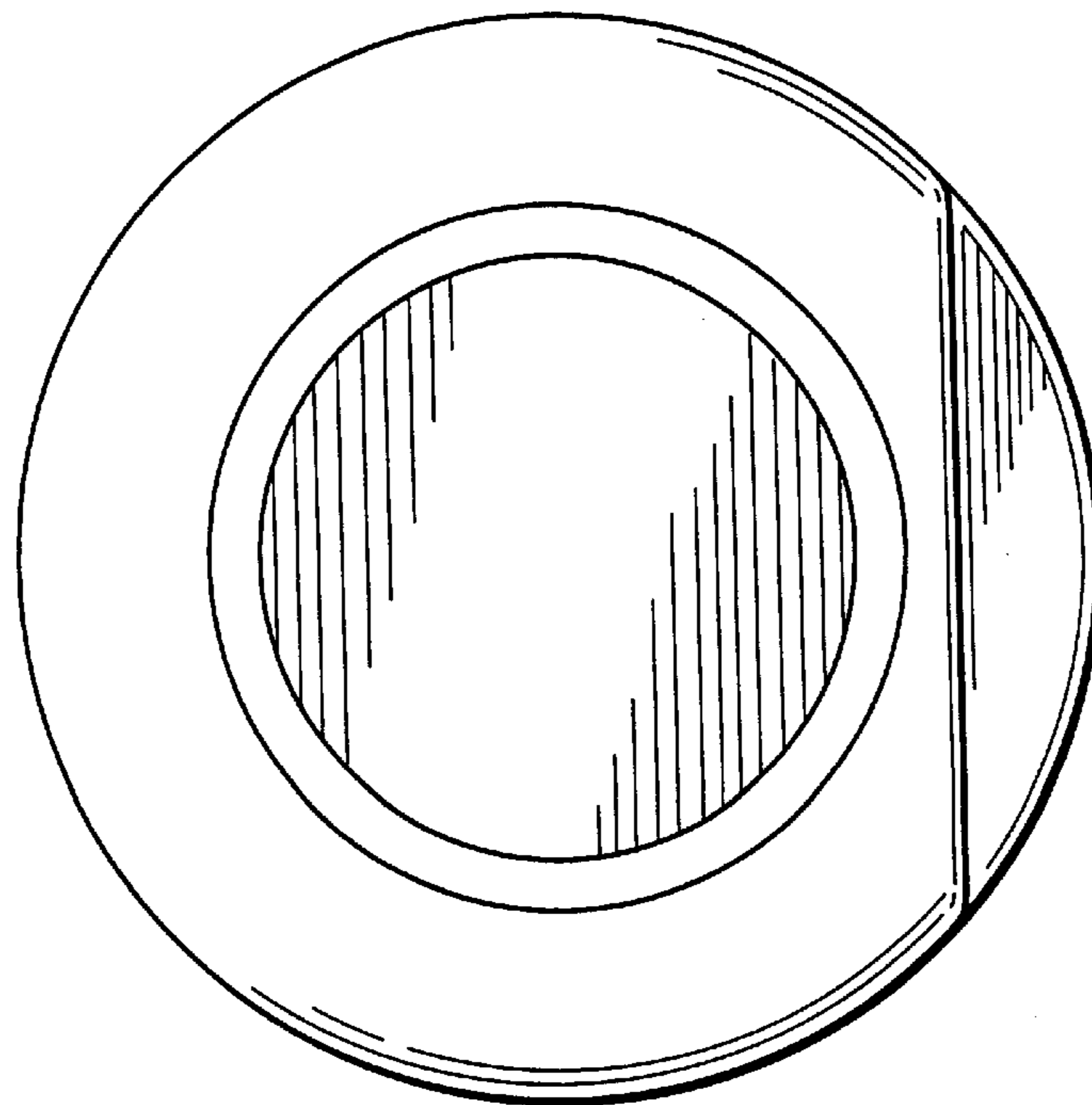
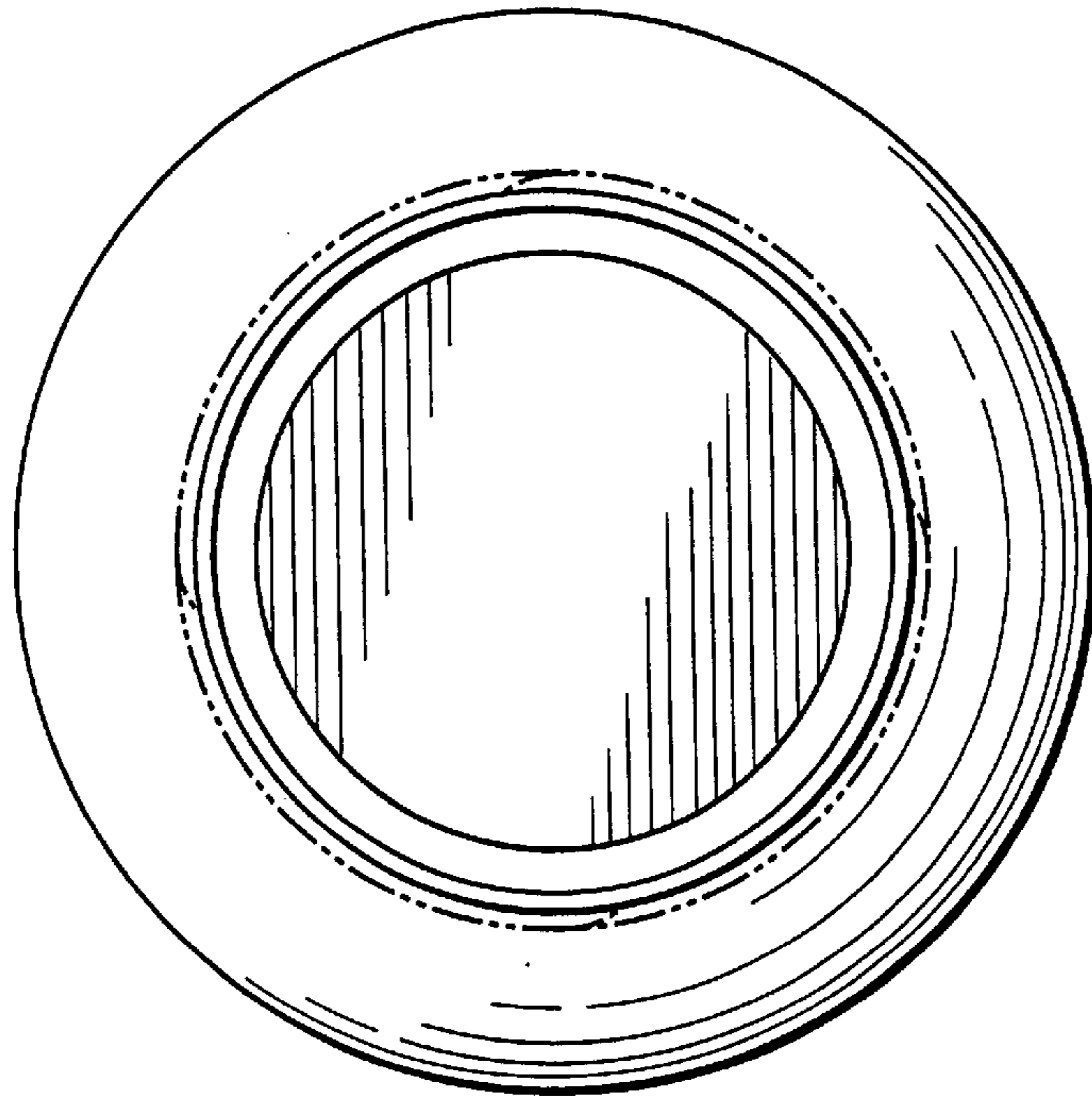


FIG. 5