



US00D442850S

(12) **United States Design Patent**
Gary et al.

(10) **Patent No.:** **US D442,850 S**

(45) **Date of Patent:** **** May 29, 2001**

(54) **WINDOW WREATH HANGER**

(75) Inventors: **Lonnie F. Gary**, Ransom Canyon;
Stephen L. Fillipp; **Chad H. Jones**,
both of Lubbock, all of TX (US)

(73) Assignee: **Gary Products Group, Inc.**, Lubbock,
TX (US)

(**) Term: **14 Years**

(21) Appl. No.: **29/118,399**

(22) Filed: **Feb. 8, 2000**

(51) **LOC (7) Cl.** **08-05**

(52) **U.S. Cl.** **D8/367**

(58) **Field of Search** D6/553, 567; D8/367;
211/13.1, 86.01, 87.01; 248/304, 309.1,
309.3, 309.4

(56) **References Cited**

U.S. PATENT DOCUMENTS

D. 317,115	5/1991	Gary	D8/373
D. 321,314	11/1991	Gary	D8/373
D. 333,584	* 3/1993	Starr	D6/574
D. 361,930	9/1995	Fillipp et al.	D8/367

D. 422,827	*	4/2000	Garred	D6/566	X
5,078,356	*	1/1992	Adams	248/309.3	X
5,110,078		5/1992	Gary	248/206.2	
5,372,346	*	12/1994	Upchurch et al.	248/304	
5,422,803		6/1995	Kilgore	362/392	
5,595,364	*	1/1997	Protz, Jr.	248/304	X

* cited by examiner

Primary Examiner—Brian N. Vinson

(74) *Attorney, Agent, or Firm*—Locke Liddell & Sapp LLP;
Monty L. Ross

(57) **CLAIM**

The ornamental design for a window wreath hanger, as shown and described.

DESCRIPTION

FIG. 1 is a front perspective view of a window wreath hanger, showing our design;
FIG. 2 is a top plan view thereof;
FIG. 3 is a front elevation view thereof;
FIG. 4 is a right side elevation view thereof;
FIG. 5 is a left side elevation view thereof; and
FIG. 6 is a rear elevation view thereof; and,
FIG. 7 is a bottom plan view thereof.

1 Claim, 2 Drawing Sheets

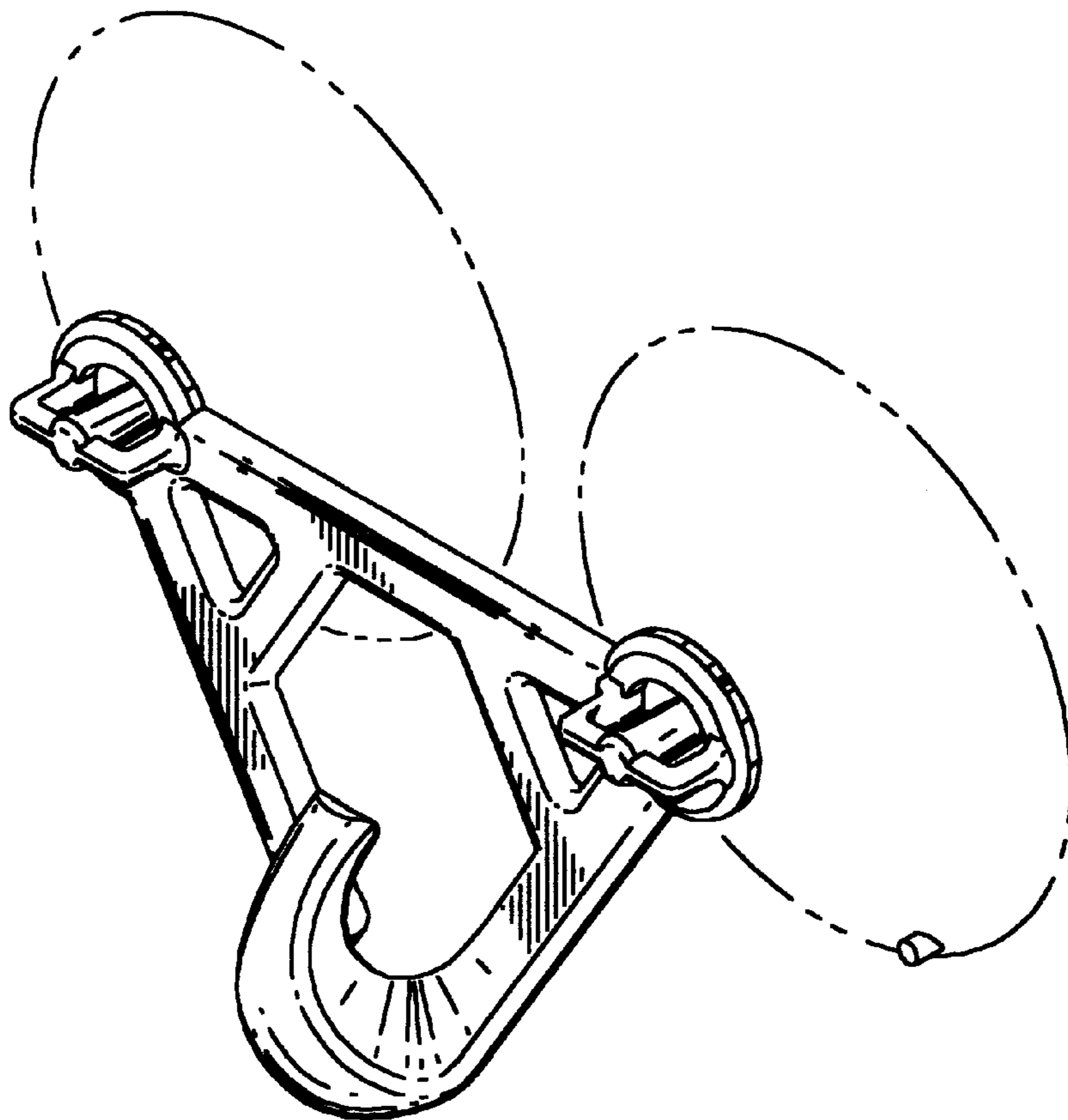


FIG. 1

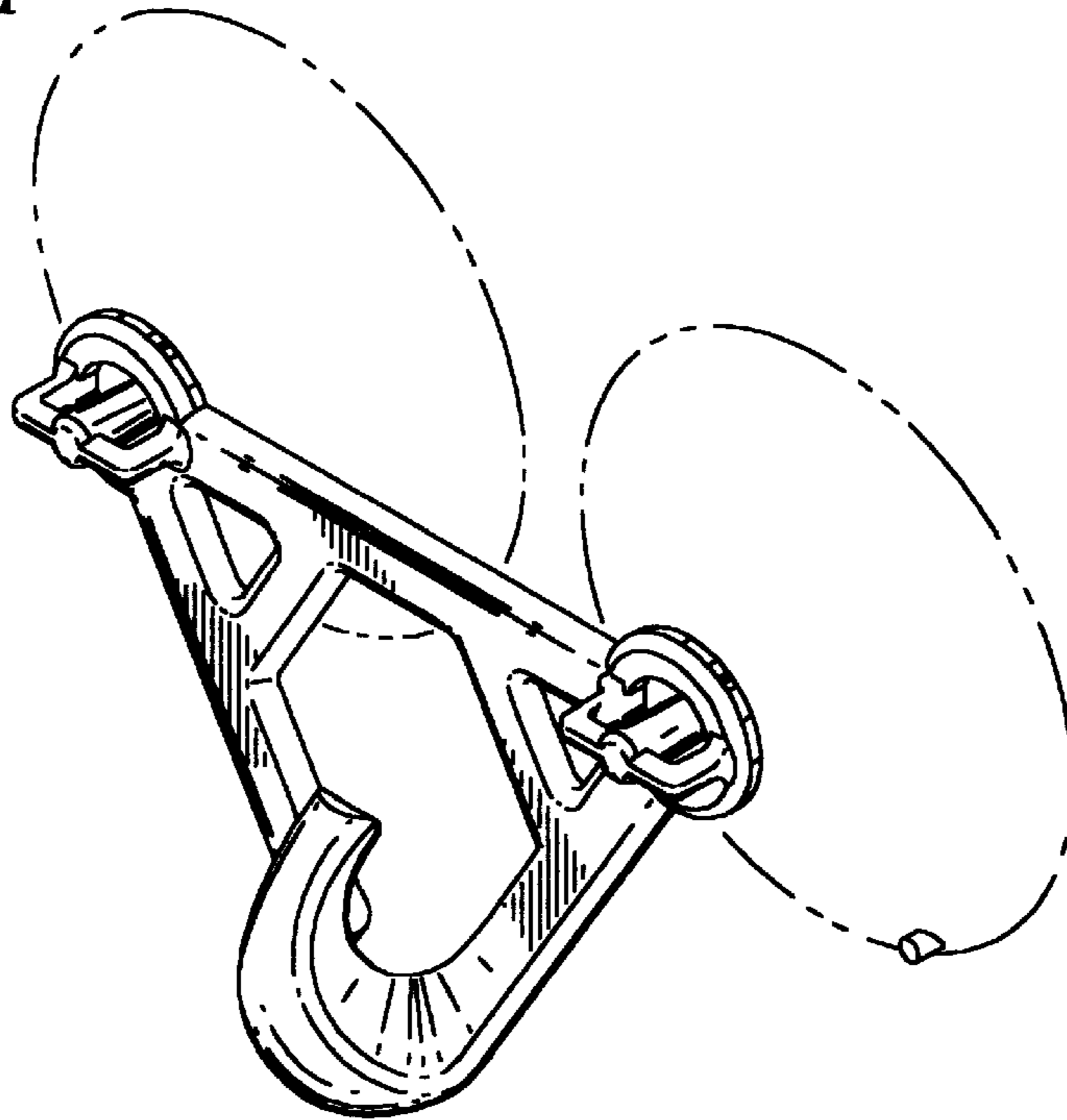


FIG. 2

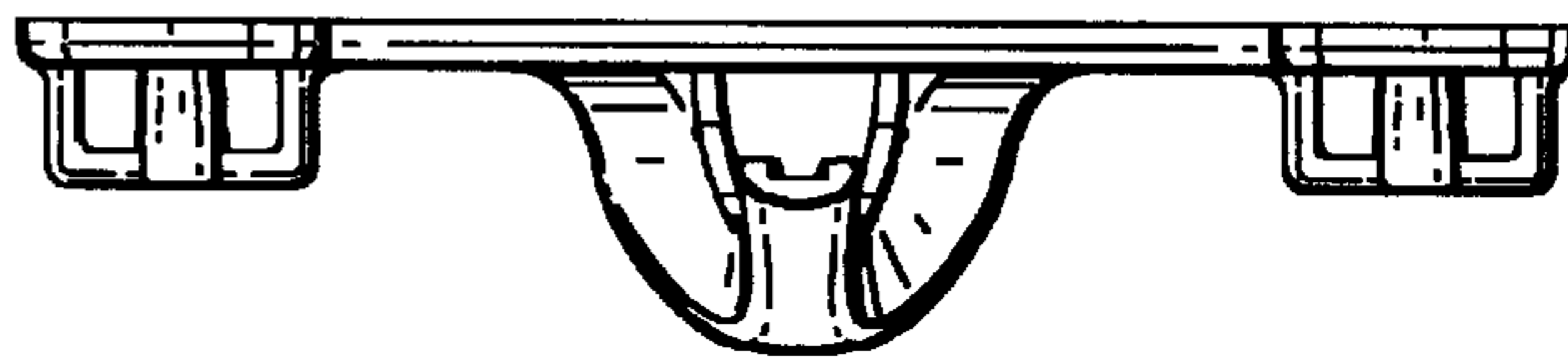


FIG. 4



FIG. 3

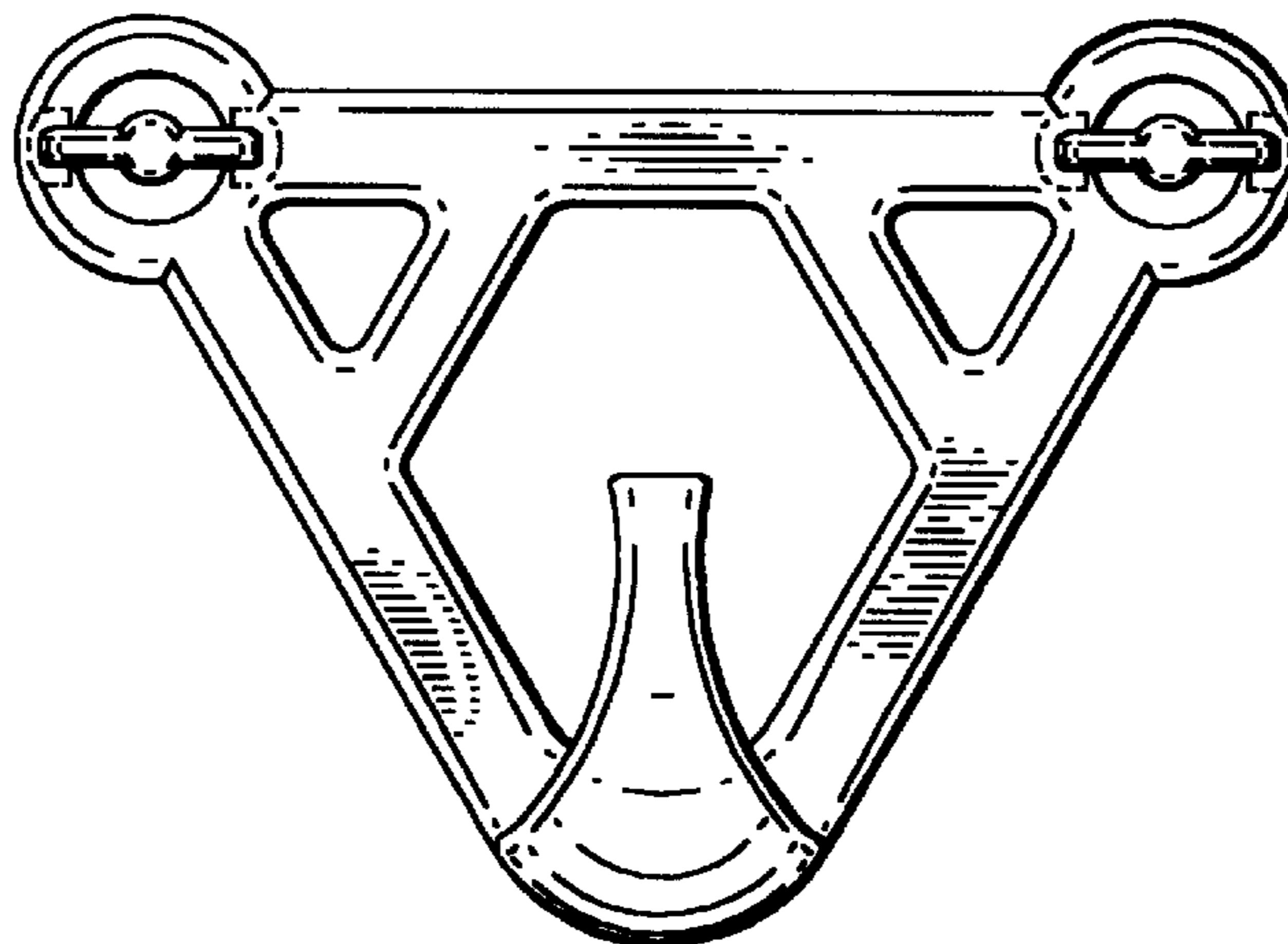


FIG. 5




FIG. 6

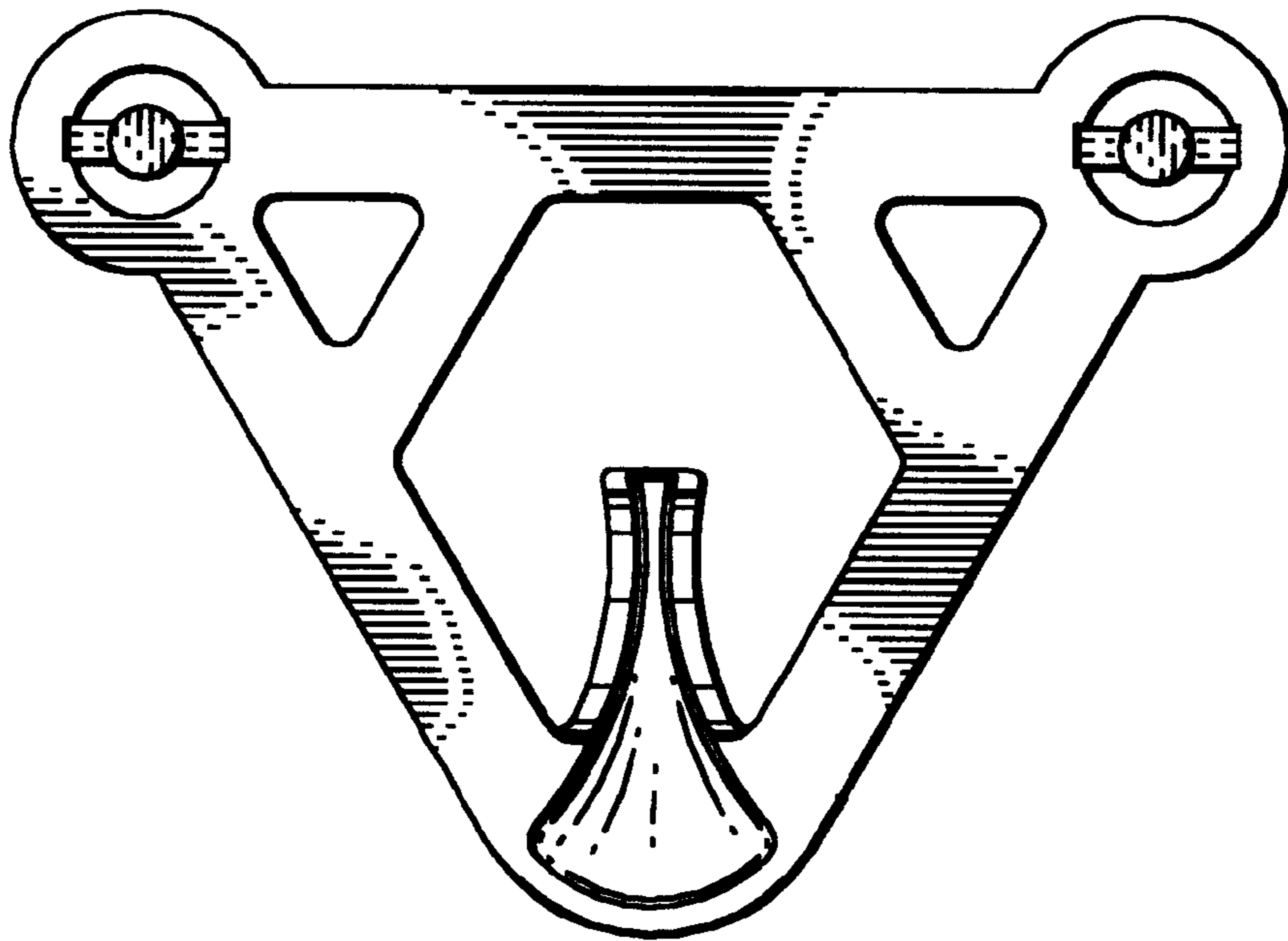


FIG. 7

