



US00D442849S

(12) **United States Design Patent**
Thomas

(10) **Patent No.:** **US D442,849 S**

(45) **Date of Patent:** **** May 29, 2001**

(54) **HOSE GUIDE**

3,239,174	*	3/1966	Churchman	248/87
3,301,515	*	1/1967	Gerbracht	248/87
5,088,666	*	2/1992	Lang	248/87

(75) Inventor: **Joyce Thomas**, Lexington, IL (US)

(73) Assignee: **L. R. Nelson Corporation**, Peoria, IL (US)

* cited by examiner

(**) Term: **14 Years**

Primary Examiner—Holly Baynham

(74) *Attorney, Agent, or Firm*—Mayer, Brown & Platt

(21) Appl. No.: **29/126,591**

(57) **CLAIM**

(22) Filed: **Jul. 18, 2000**

The ornamental design for hose guide, as shown.

(51) **LOC (7) Cl.** **08-05**

DESCRIPTION

(52) **U.S. Cl.** **D8/356; D8/1**

FIG. 1 is a front perspective view of a hose guide;
 FIG. 2 is a front elevational view thereof;
 FIG. 3 is a right side elevational view thereof;
 FIG. 4 is a rear elevational view thereof;
 FIG. 5 is a left side elevational view thereof;
 FIG. 6 is a top plan view thereof; and,
 FIG. 7 is a bottom plan view thereof.

(58) **Field of Search** D8/1, 356; 248/87,
248/156; 239/276

(56) **References Cited**

U.S. PATENT DOCUMENTS

D. 315,012	*	2/1991	Koga	D8/356
1,537,237	*	5/1925	Kaestner	248/87
2,921,744	*	1/1960	Falcetti	248/87

1 Claim, 1 Drawing Sheet

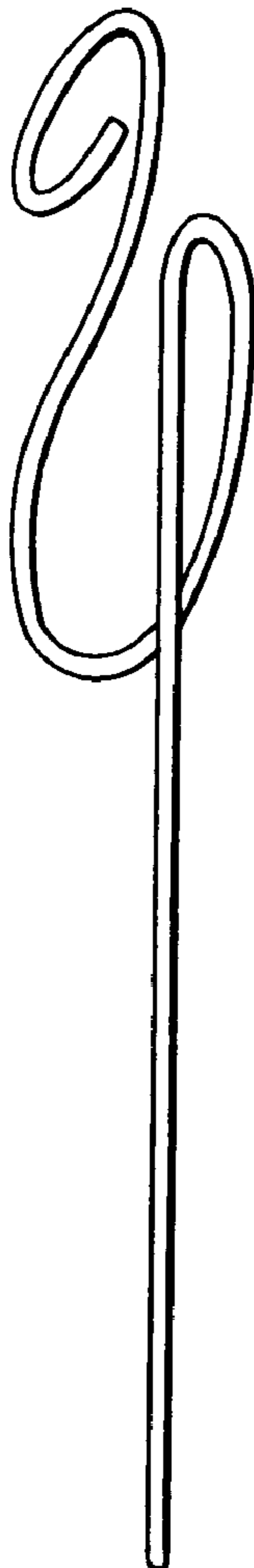


FIG. 1

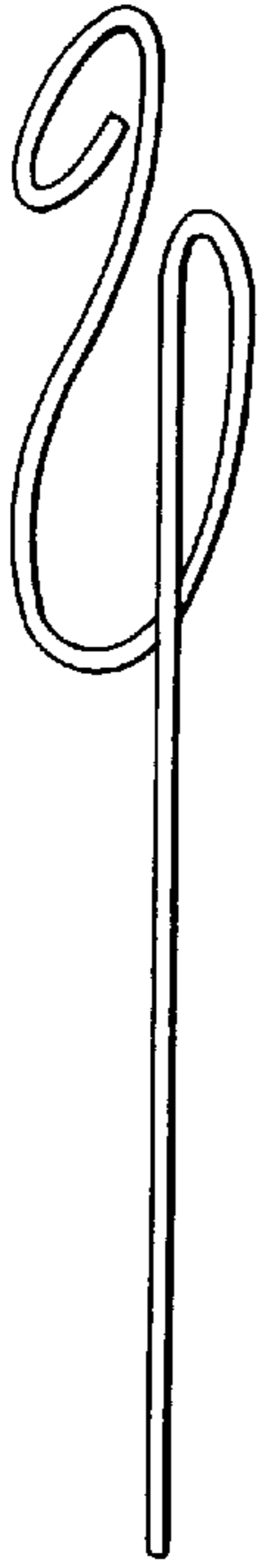


FIG. 2

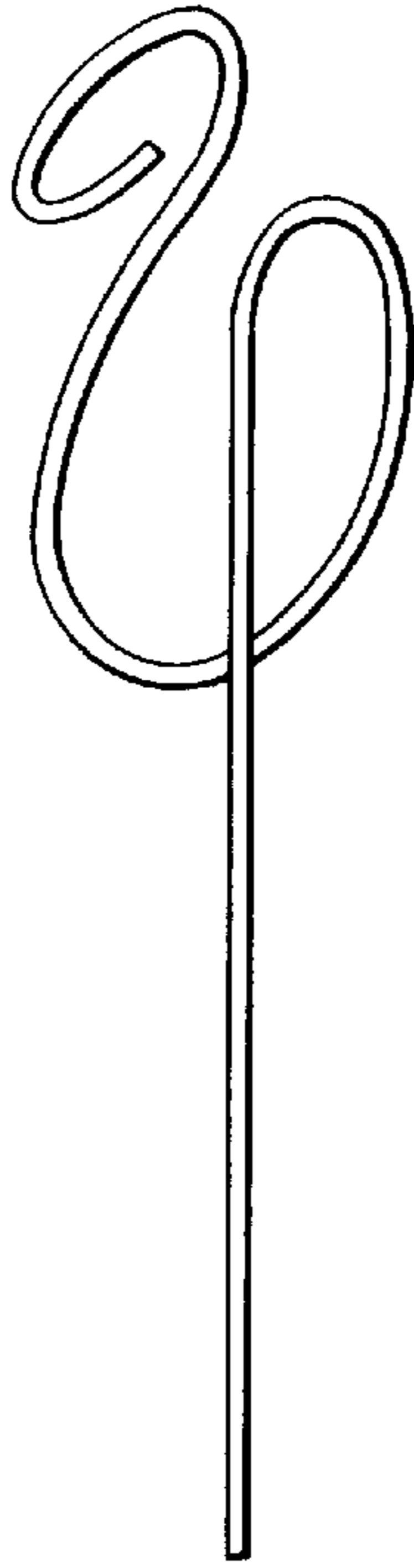


FIG. 3



FIG. 4

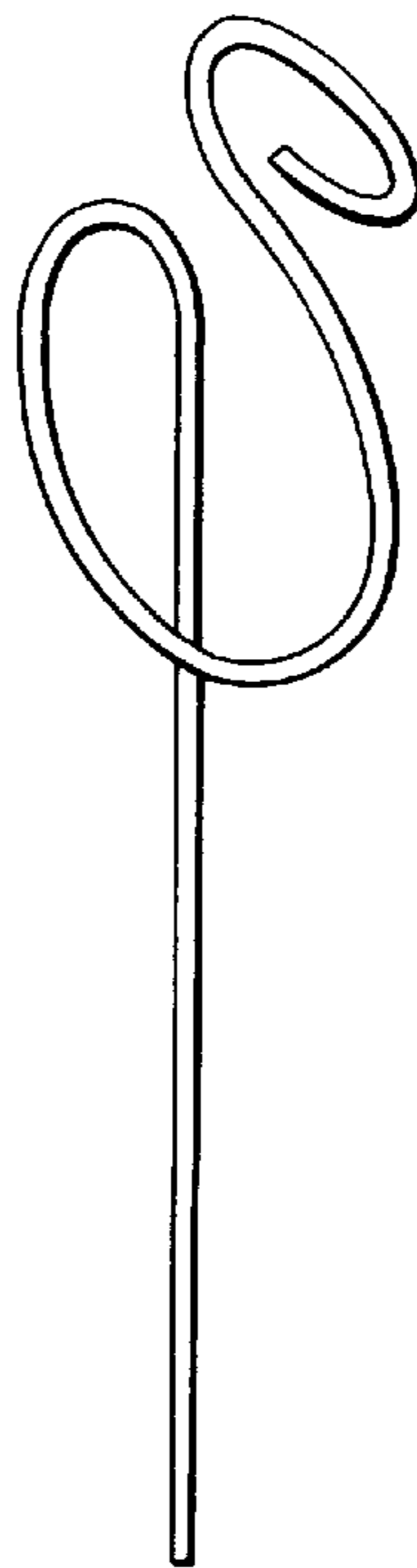


FIG. 5



FIG. 6

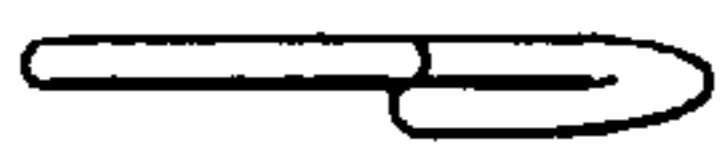


FIG. 7

