



US00D442840S

(12) **United States Design Patent**
Waddell

(10) **Patent No.:** **US D442,840 S**

(45) **Date of Patent:** **** May 29, 2001**

(54) **WRECKING PRY BAR**

(76) Inventor: **John A. Waddell**, Box 224, R.R. #1,
Overhill Dr., Reedsville, PA (US) 17084

(**) Term: **14 Years**

(21) Appl. No.: **29/128,600**

(22) Filed: **Aug. 28, 2000**

(51) **LOC (7) Cl.** **08-05**

(52) **U.S. Cl.** **D8/89**

(58) **Field of Search** D8/14, 88, 89;
254/25, 26; 7/166

(56) **References Cited**

U.S. PATENT DOCUMENTS

D. 59,371	*	10/1921	Nelson	D8/89
D. 158,629	*	5/1950	Weynand	D8/89
D. 164,705	*	10/1951	Moses	D8/89
D. 211,755	*	7/1968	Yeager	D8/89
D. 344,666	*	3/1994	Breitrick	D8/89

D. 352,220	*	11/1994	Schroeder	D8/89
2,087,148	*	7/1937	Hempy	D8/89
2,210,602	*	8/1940	Scott	D8/89
2,896,910	*	7/1959	Cooper et al.	D8/89

* cited by examiner

Primary Examiner—Philip S. Hyder

(74) *Attorney, Agent, or Firm*—Neil F. Markva

(57) **CLAIM**

The ornamental design for a wrecking pry bar, as shown and described.

DESCRIPTION

FIG. 1 is a side elevational view of a wrecking pry bar showing my new design;

FIG. 2 is an opposing side elevational view thereof;

FIG. 3 is a front elevational view thereof;

FIG. 4 is a rear elevational view thereof;

FIG. 5 is a top plan view thereof; and,

FIG. 6 is a bottom plan view thereof.

1 Claim, 2 Drawing Sheets

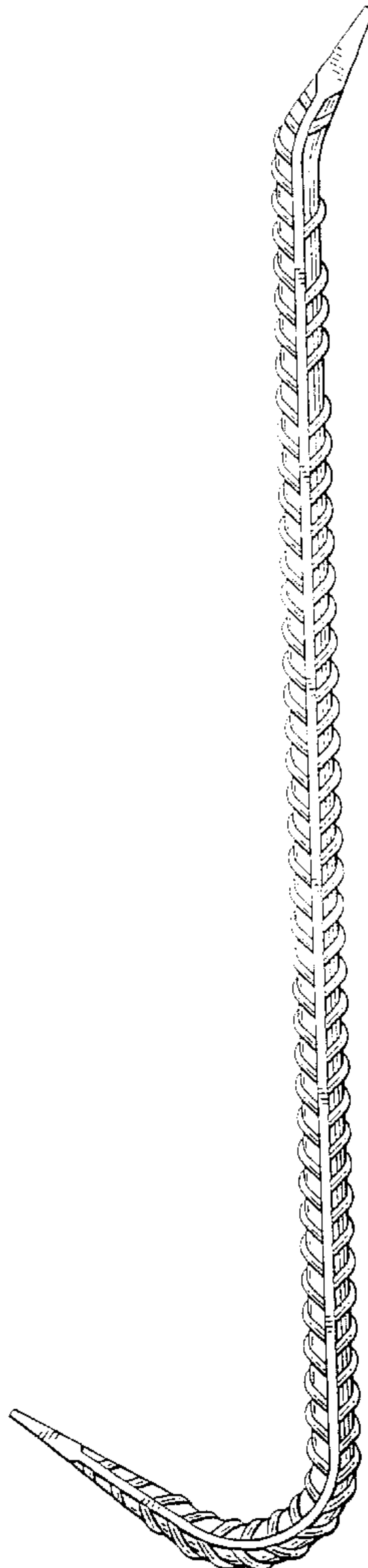


FIG. 1

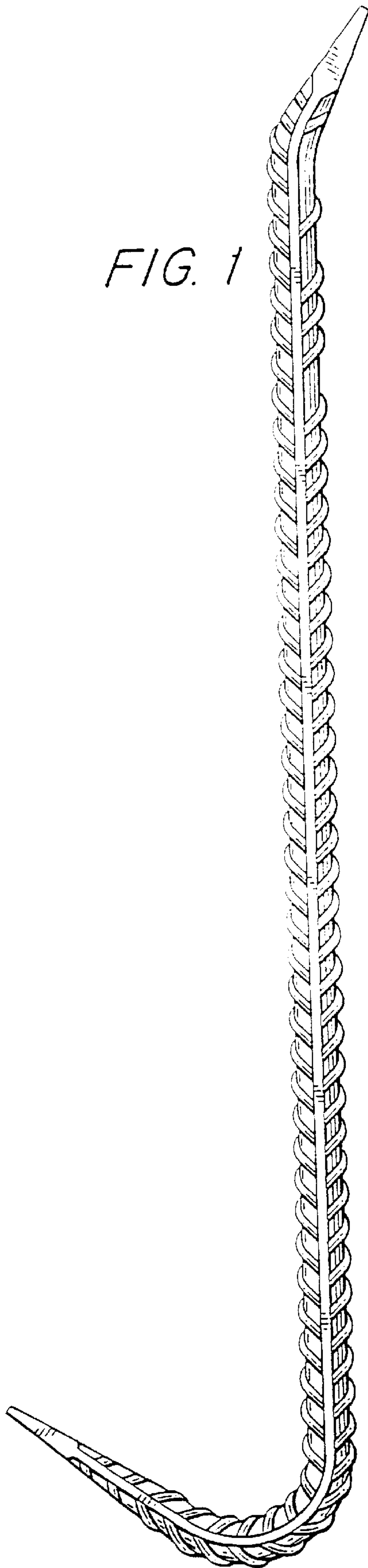
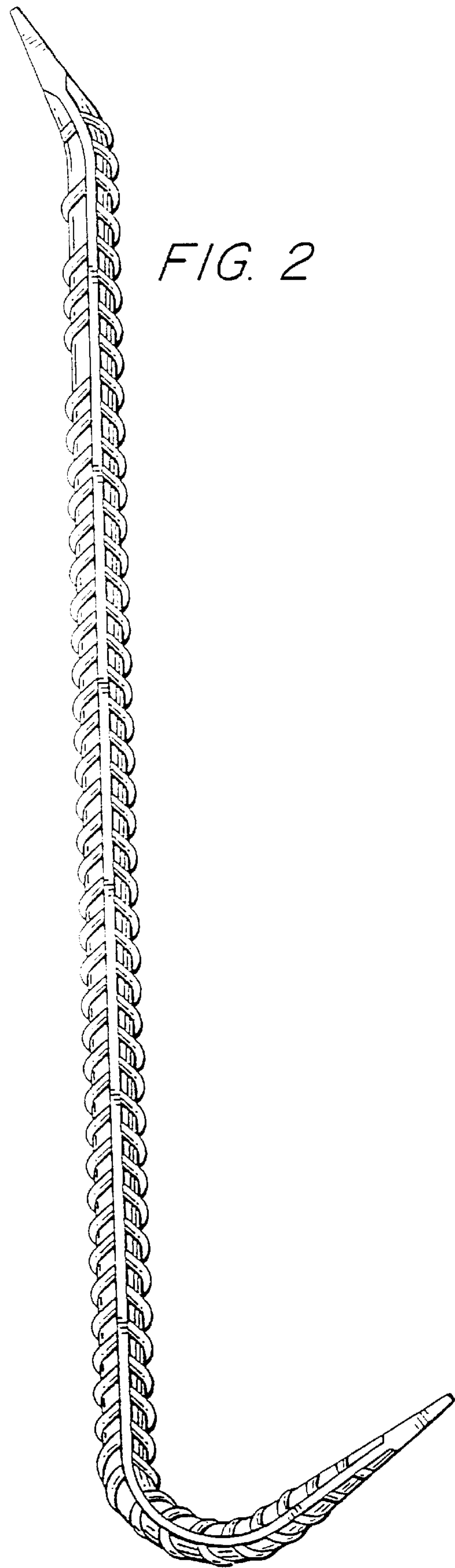


FIG. 2



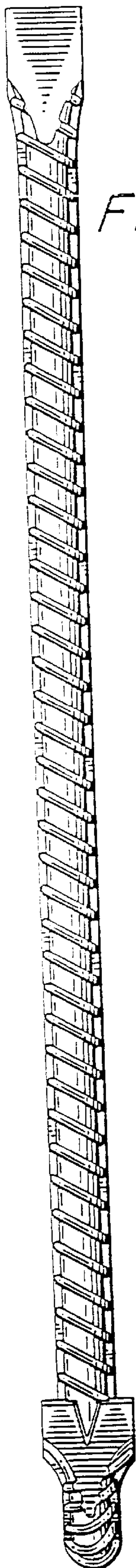


FIG. 3

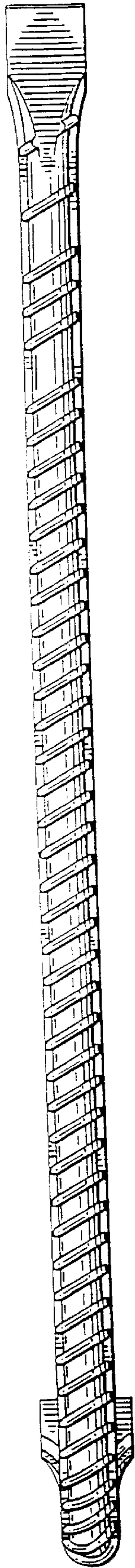


FIG. 4

FIG. 5

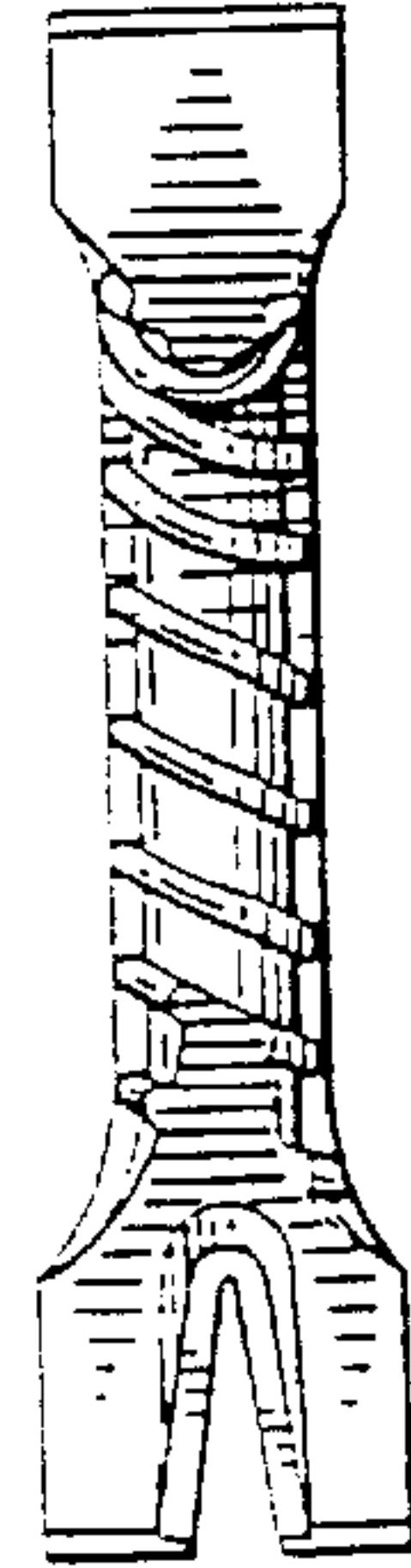


FIG. 6

