



US00D442827S

(12) **United States Design Patent**  
**Foung**

(10) **Patent No.:** **US D442,827 S**

(45) **Date of Patent:** **\*\* May 29, 2001**

(54) **HANDLE FOR KITCHEN TOOLS**

2,978,934 \* 4/1961 Bradley ..... 30/90.8

(75) Inventor: **Wong Fan Foung**, Kowloon (HK)

\* cited by examiner

(73) Assignee: **Grow Point Company Limited**,  
Kowloon (HK)

*Primary Examiner*—Caron D. Veynar

(74) *Attorney, Agent, or Firm*—John F. A. Earley; John F. A. Earley, III; Harding, Earley, Follmer & Frailey

(\*\*) Term: **14 Years**

(57) **CLAIM**

(21) Appl. No.: **29/123,947**

The ornamental design for a handle for kitchen tools, as shown and described.

(22) Filed: **May 26, 2000**

(51) **LOC (7) Cl.** ..... **07-02**

(52) **U.S. Cl.** ..... **D7/401.2**

(58) **Field of Search** ..... D7/401.2, 393,  
D7/395, 642, 645, 653, 664, 669, 688,  
691; 16/110.1, 430; 30/327, 90.8; 294/32

**DESCRIPTION**

(56) **References Cited**

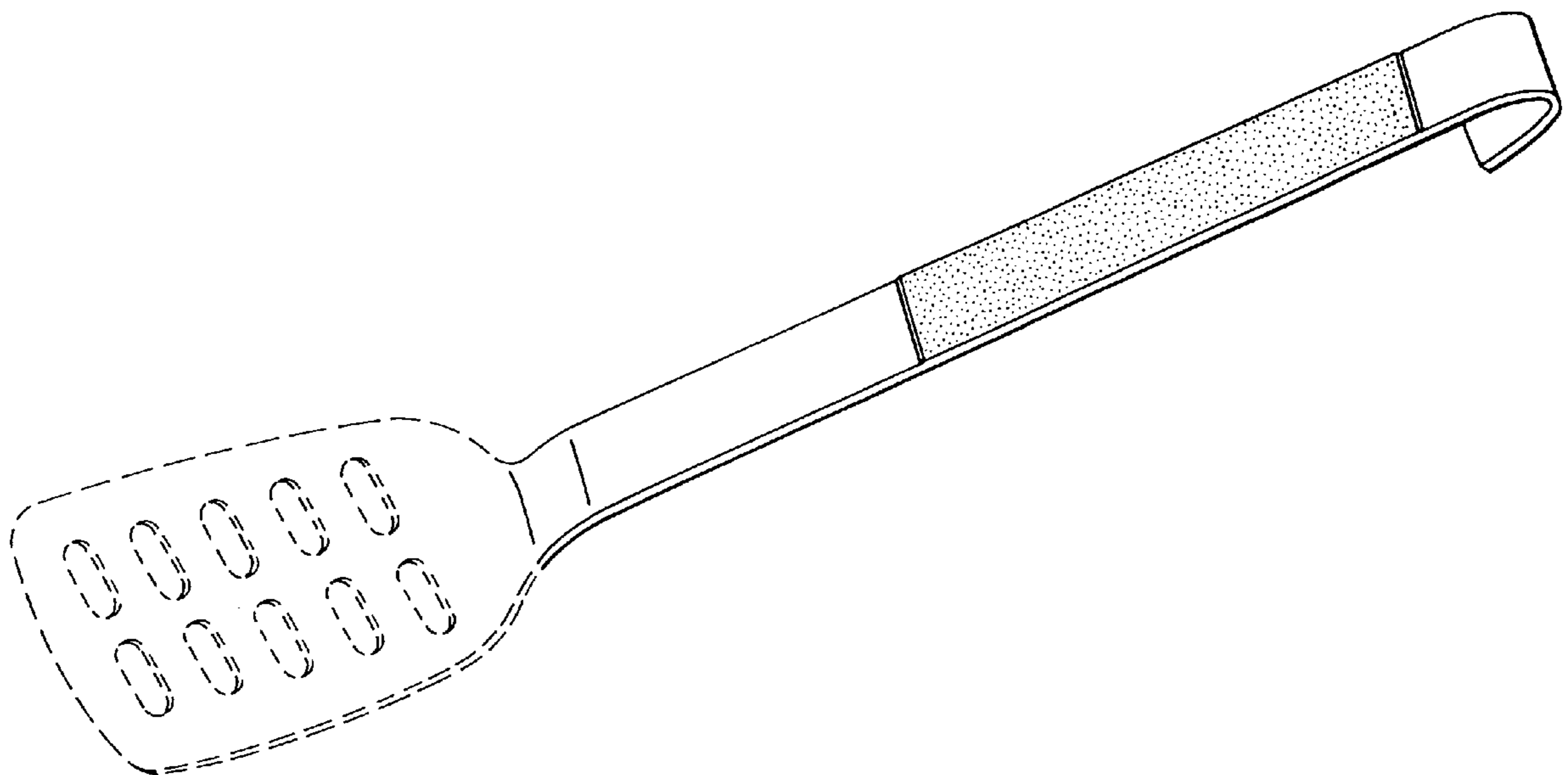
**U.S. PATENT DOCUMENTS**

- D. 117,994 \* 12/1939 Zimmer ..... D7/688
- D. 148,911 \* 3/1948 Comeau ..... D7/691
- D. 149,181 \* 4/1948 Hale ..... D7/691
- D. 180,314 \* 5/1957 Bair ..... D7/691
- 334,993 \* 1/1886 Smith ..... 16/110.1
- 1,106,809 \* 8/1914 Haverty et al. .... 30/327
- 1,728,211 \* 9/1929 McClellan ..... 294/32

FIG. 1 is a side view of the handle for kitchen tools (both side views of the handle are identical),  
 FIG. 2 is a bottom view of the handle of FIG. 1,  
 FIG. 3 is a top view of the handle of FIG. 1,  
 FIG. 4 is a front view of the handle of FIG. 1 seen from the right side of FIG. 1,  
 FIG. 5 is a front view of the handle of FIG. 1 seen from the left side of FIG. 1; and,  
 FIG. 6 is a perspective view of the handle.

The parts in dashed lines are shown for illustrative purposes only and form no part of the claimed design. The dots in FIGS. 3 and 6 show that this part has a tarnished surface.

**1 Claim, 2 Drawing Sheets**






FIG. 1




FIG. 2

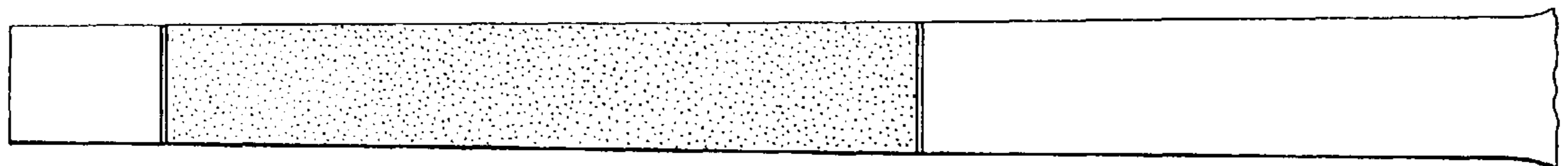


FIG. 3

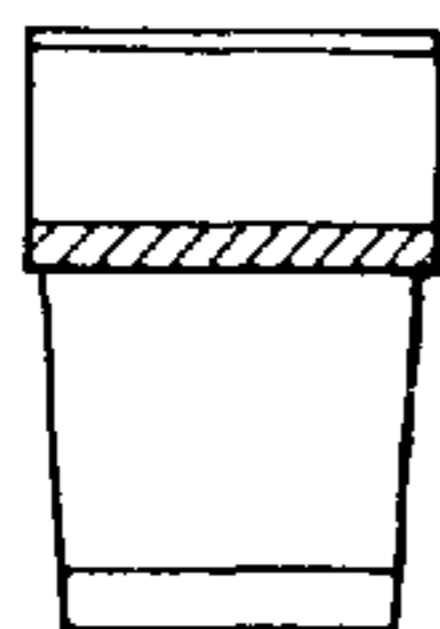


FIG. 4



FIG. 5

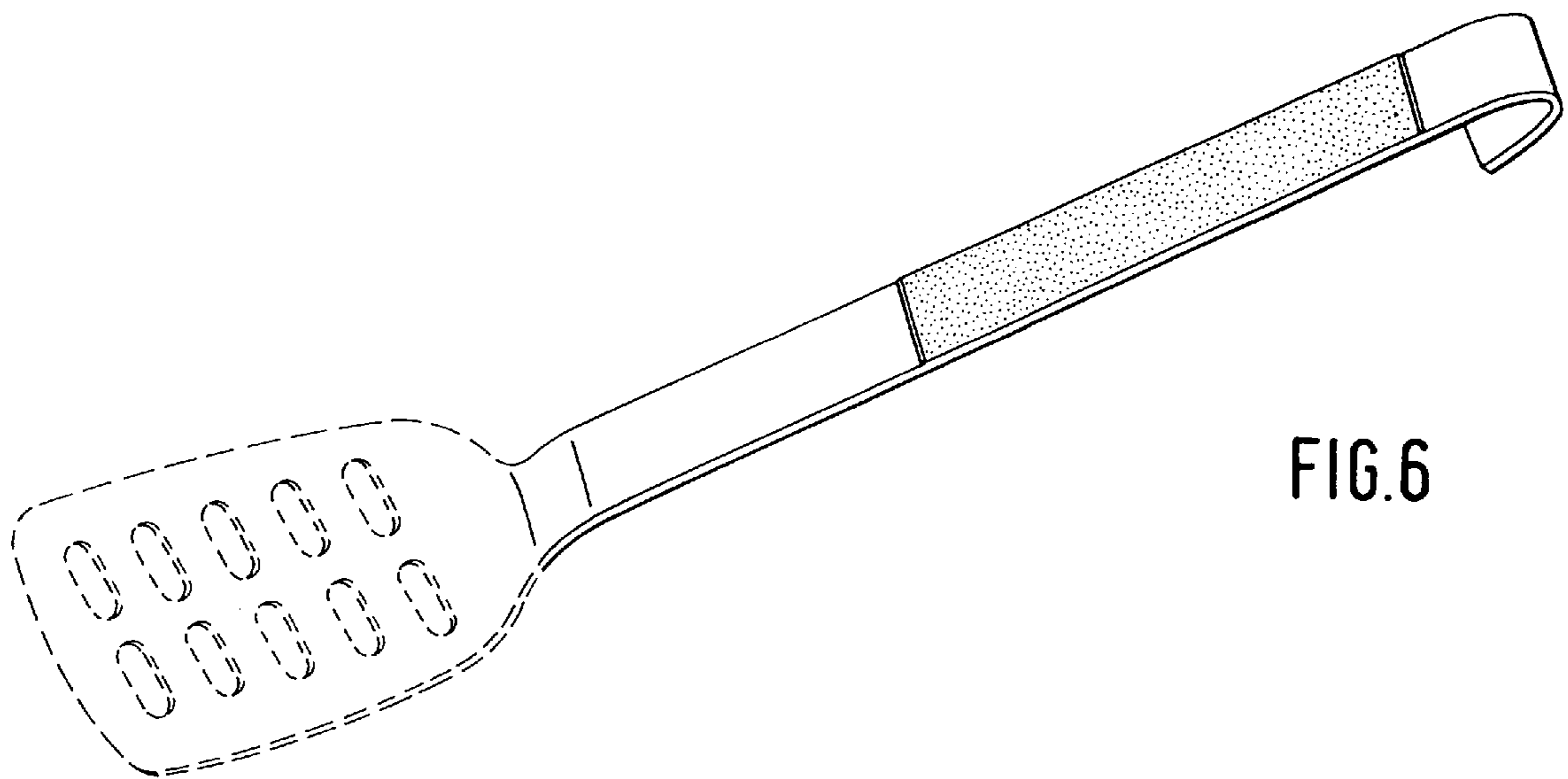


FIG.6