US00D442826S

# (12) United States Design Patent
Chien

(10) Patent No.: US D442,826 S
(45) Date of Patent: ** May 29, 2001

(54) **TOOL HANDLE**

(76) Inventor: **Yu-Chang Chien**, 212-1 Tsao-His Road, Tsao-Twen Town Nan-Tou Hsiang (TW)

(**) Term: **14 Years**

(21) Appl. No.: **29/123,855**

(22) Filed: **May 26, 2000**

(51) **LOC (7) Cl.** ..... **08-03**
(52) **U.S. Cl.** ..... **D7/401.2**; D8/107
(58) **Field of Search** ..... D8/107, DIG. 4, D8/303, 98, 75, 80, 83, 87, 300; D22/118; D7/395, 649, 401.2; 30/340, 343, 344; 16/110.1, 431; 81/489, 427.5

(56) **References Cited**

U.S. PATENT DOCUMENTS

D. 407,267 * 3/1999 Juhlin et al. ..... D7/401.2
D. 414,986 * 10/1999 Mulhauser et al. ..... D7/401.2
D. 425,365 * 5/2000 Chien ..... D7/401.2
5,791,055 * 8/1998 Mangol ..... 30/340

* cited by examiner

*Primary Examiner*—Susan J. Lucas
*Assistant Examiner*—Clare E. Heflin
(74) *Attorney, Agent, or Firm*—Bacon & Thomas, PLLC

(57) **CLAIM**

The ornamental design for a tool handle, as shown and described.

**DESCRIPTION**

FIG. **1.** is a front elevational view of a tool handle showing my new design;
FIG. **2.** is a rear elevational view thereof;
FIG. **3.** is a left side elevational view thereof;
FIG. **4.** is a right side elevational view thereof;
FIG. **5.** is a top plan view thereof;
FIG. **6.** is a bottom plan view thereof.
FIG. **7.** is a prespective view thereof; and,
FIG. **8.** is a schematic view thereof at work.

**1 Claim, 4 Drawing Sheets**

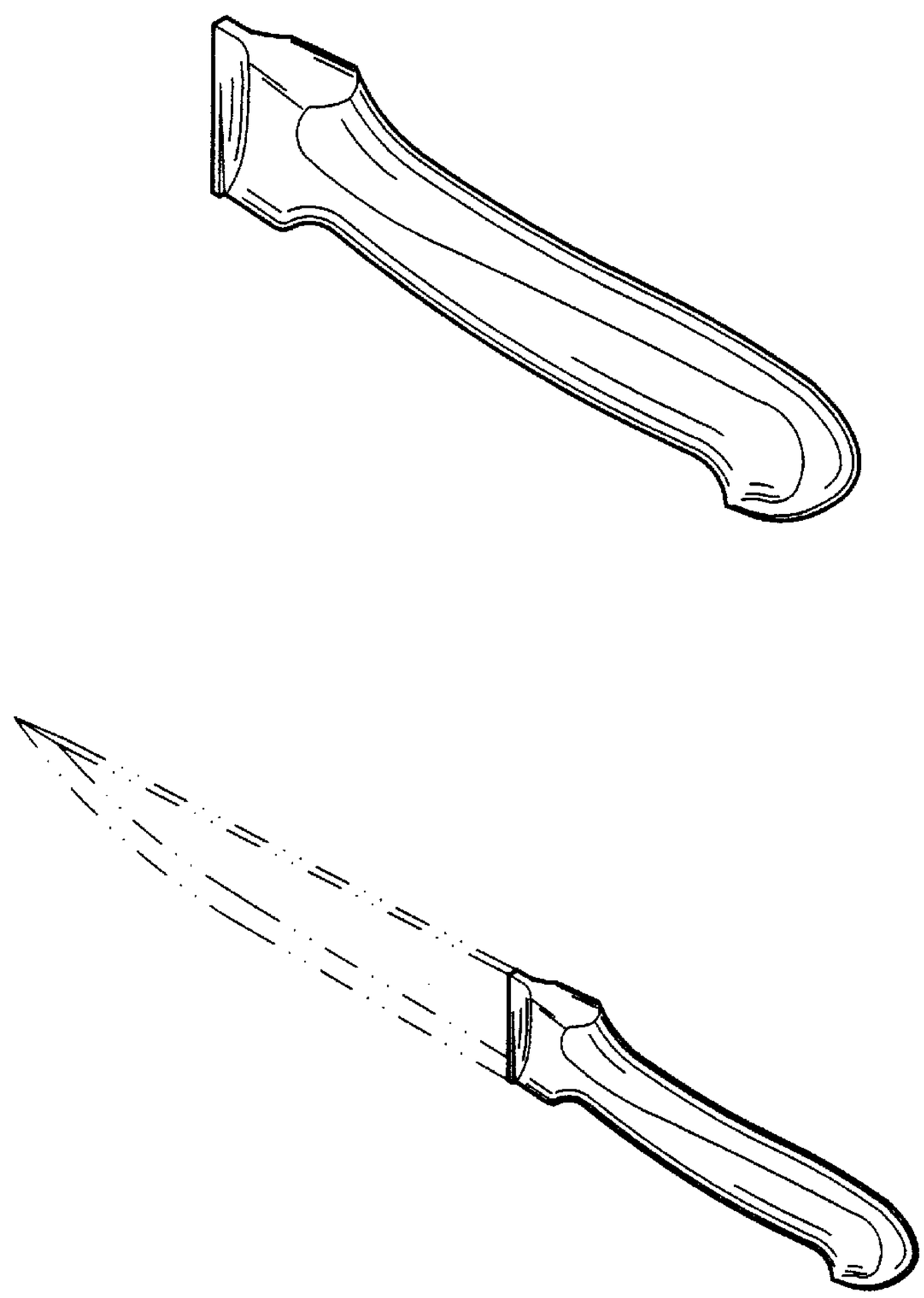

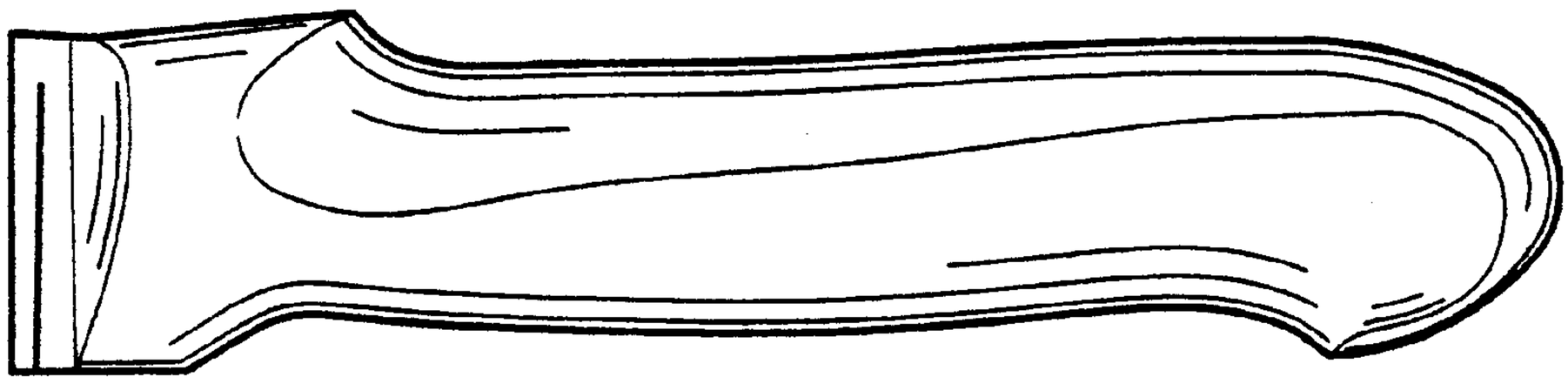

FIG. 1

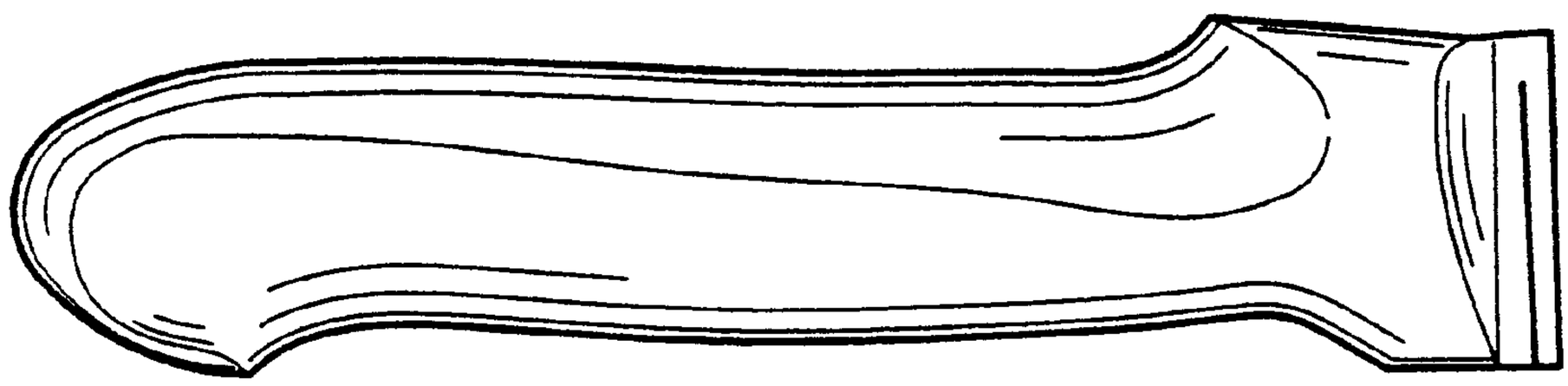

FIG. 2

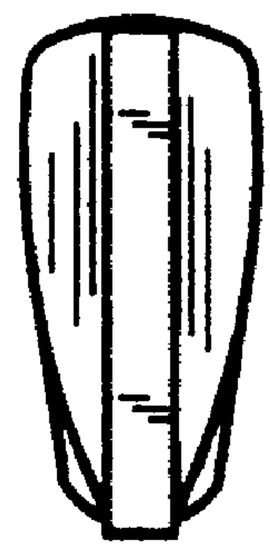

FIG. 3

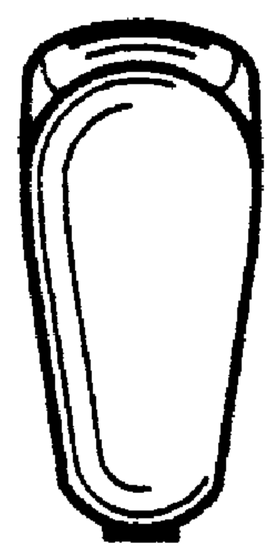

FIG. 4



FIG. 5



FIG. 6

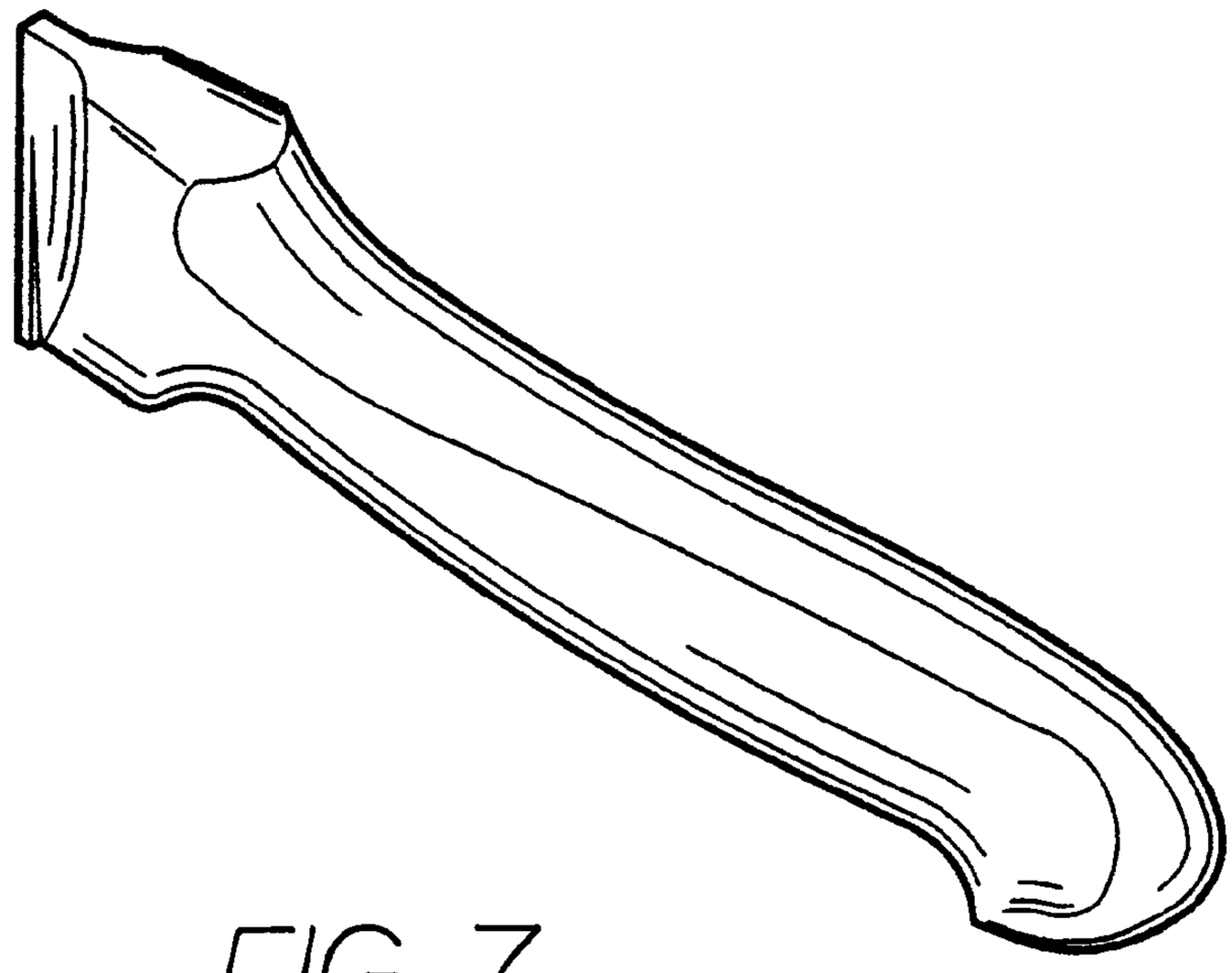

FIG. 7

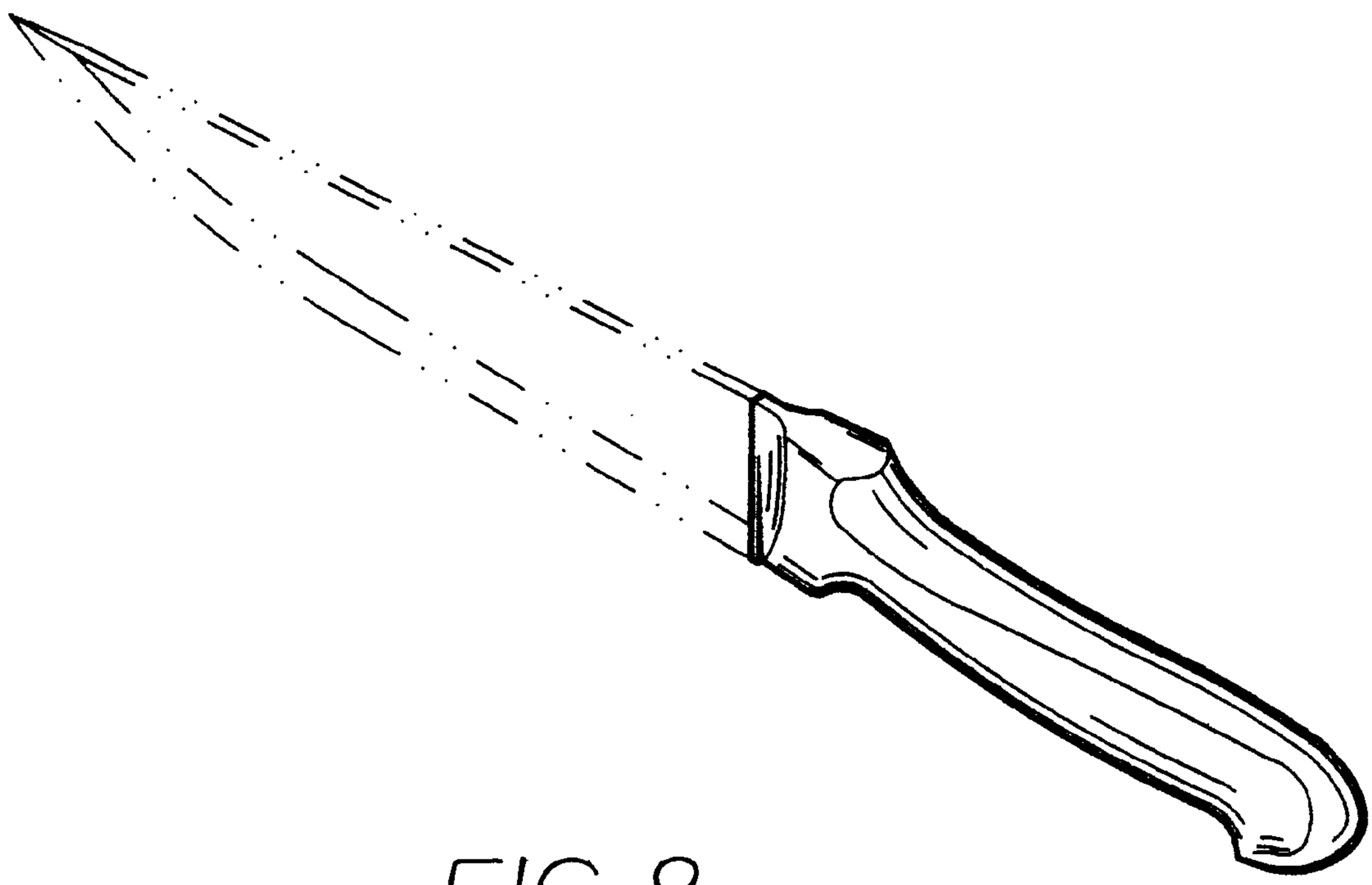

FIG. 8