



US00D442824S

(12) **United States Design Patent**
Kaposi

(10) **Patent No.:** **US D442,824 S**

(45) **Date of Patent:** **** May 29, 2001**

(54) **HANDLE FOR KITCHEN UTENSIL**

(75) **Inventor:** **Sascha Kaposi, Seattle, WA (US)**

(73) **Assignee:** **Progressive International Corp., Kent, WA (US)**

(**) **Term:** **14 Years**

(21) **Appl. No.:** **29/121,568**

(22) **Filed:** **Apr. 10, 2000**

(51) **LOC (7) Cl.** **07-04**

(52) **U.S. Cl.** **D7/393; D7/682**

(58) **Field of Search** D7/368, 669, 673,
D7/678, 682, 688, 380, 387, 393-395;
D8/317, 107; 16/110.1, 430

(56) **References Cited**

U.S. PATENT DOCUMENTS

D. 113,128	*	1/1939	Abell	D7/395
D. 193,202	*	7/1962	Eckersberg	D7/395
D. 217,004	*	3/1970	Gay	D7/688
D. 395,805	*	7/1998	Diulus	D7/692
D. 411,780	*	7/1999	Muller	D7/393
D. 421,875	*	3/2000	Sundberg	D7/401.2

D. 426,748	*	6/2000	Chau	D7/401.2
D. 427,044	*	6/2000	White et al.	D8/107
5,737,803	*	4/1998	Tisdale	16/430

* cited by examiner

Primary Examiner—Caron D. Veynar

(74) *Attorney, Agent, or Firm*—John R. Benefiel

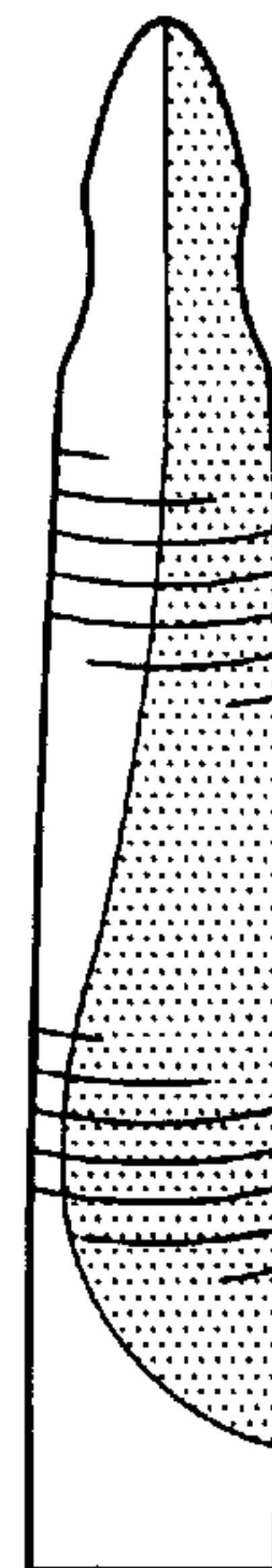
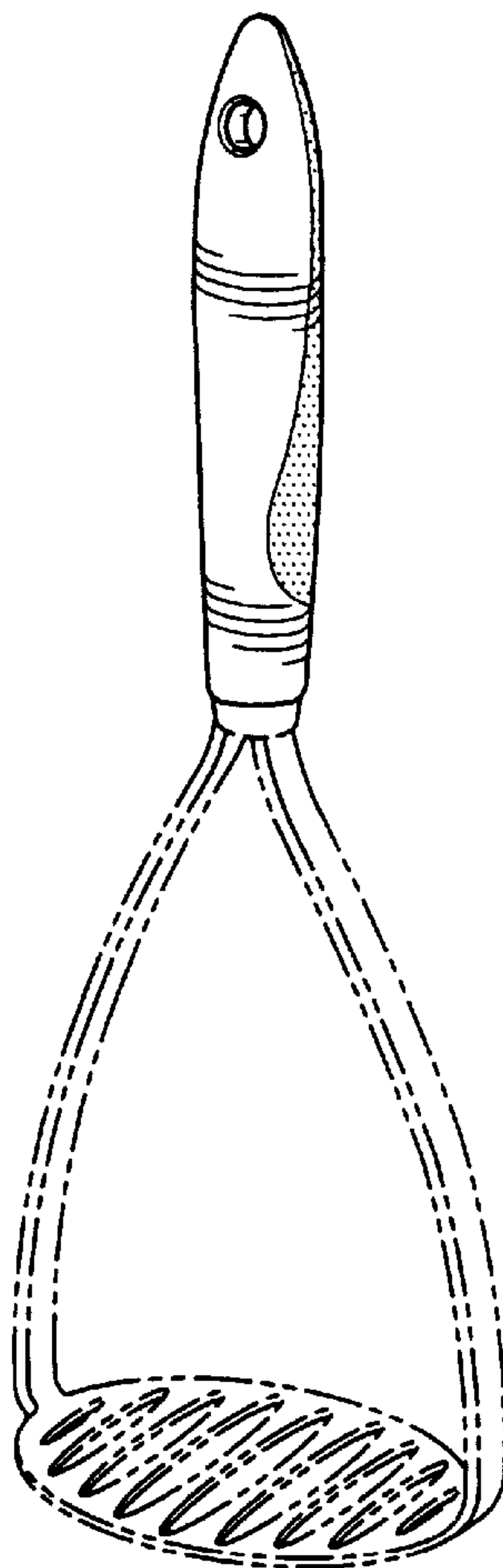
(57) **CLAIM**

The ornamental design for a handle for kitchen utensil, as shown and described.

DESCRIPTION

FIG. 1 is a perspective view of a handle for kitchen utensil, the utensil head shown in broken lines is for illustrative purposes only and forms no part of the claimed design; FIG. 2 is a top view of the handle shown in FIG. 1; FIG. 3 is a bottom view of the handle shown in FIGS. 1 and 2; FIG. 4 is a side view of the handle shown in FIGS. 1-3, both sides being identical; FIG. 5 is a front end view of the embodiment of the handle shown in FIGS. 1-4; and, FIG. 6 is a rear end view of the handle shown in FIGS. 1-5.

1 Claim, 1 Drawing Sheet



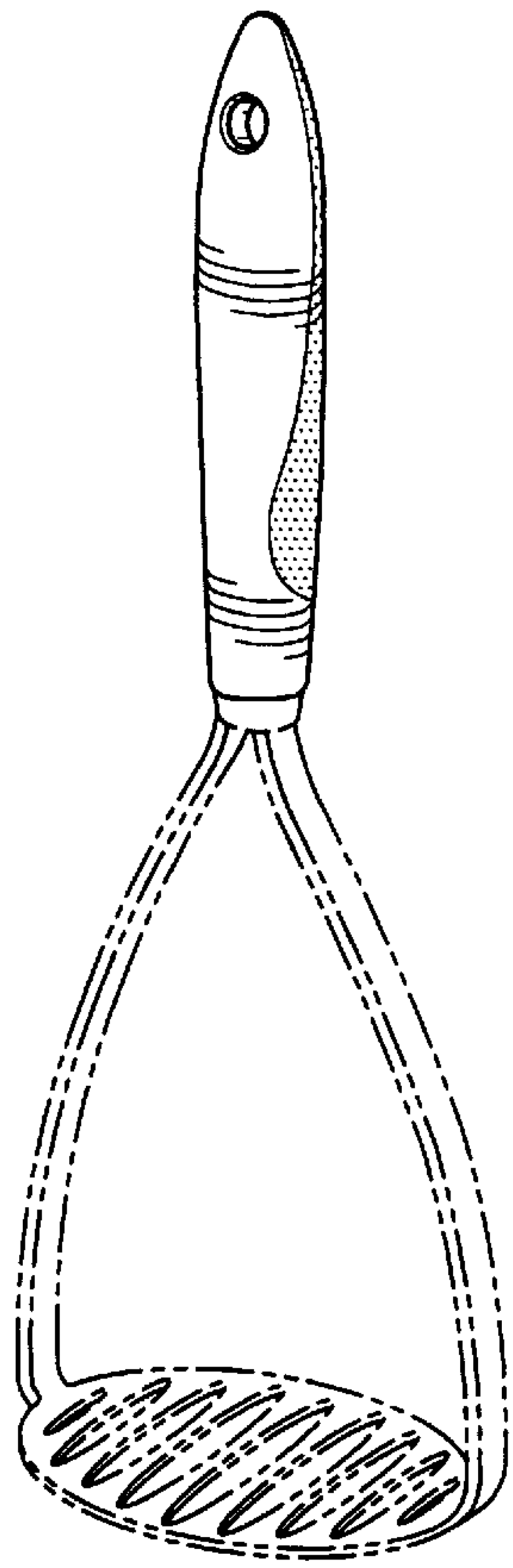


Figure 1

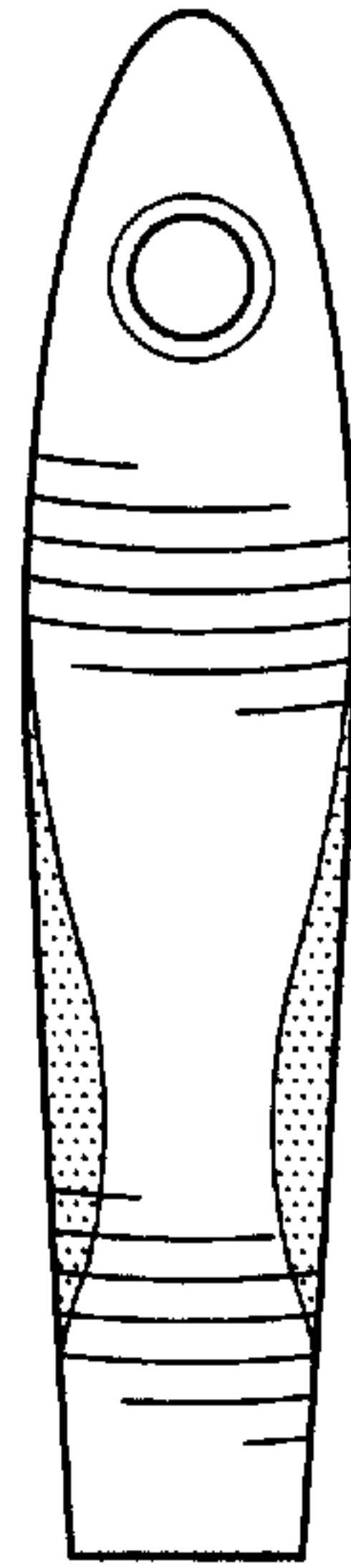


Figure 2

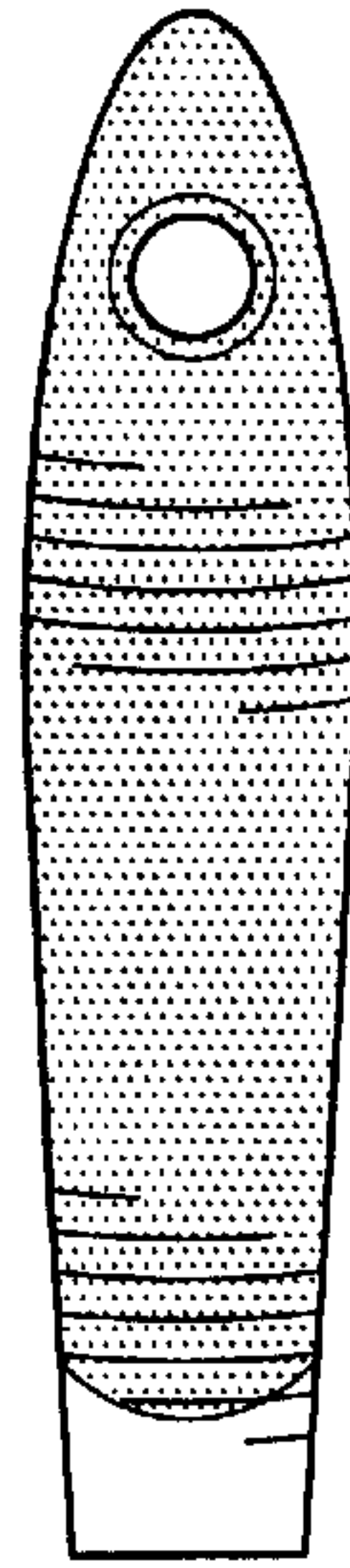


Figure 3

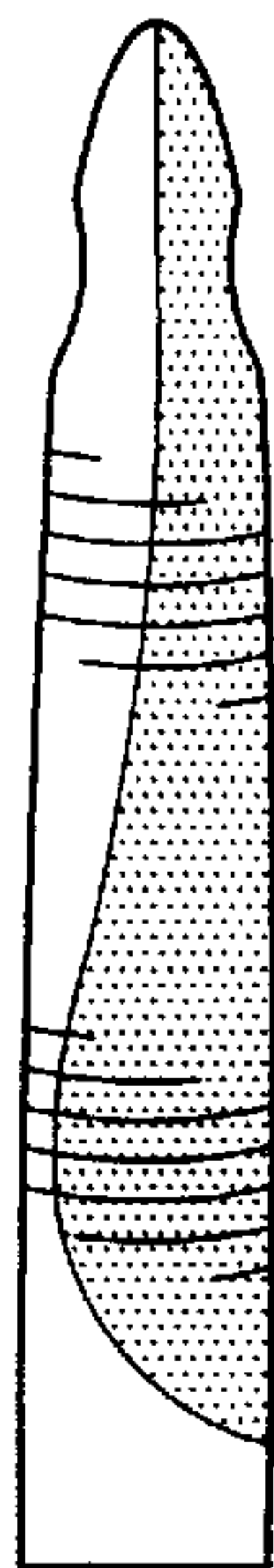


Figure 4

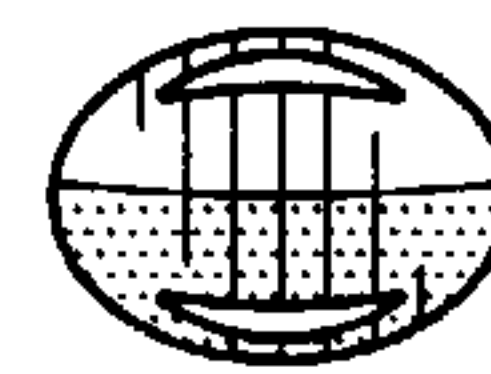


Figure 5

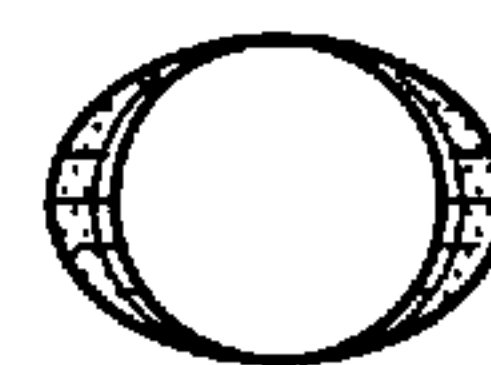


Figure 6