



US00D442794S

(12) **United States Design Patent**
Grosfillex

(10) **Patent No.:** **US D442,794 S**

(45) **Date of Patent:** **** May 29, 2001**

(54) **ARMCHAIR**

(75) **Inventor:** **Raymond Grosfillex, Oyonnax (FR)**

(73) **Assignee:** **Grosfillex Sarl, Oyonnax (FR)**

(**) **Term:** **14 Years**

(21) **Appl. No.:** **29/125,567**

(22) **Filed:** **Jun. 23, 2000**

(30) **Foreign Application Priority Data**

Dec. 23, 1999 (XH) DMA/004777

(51) **LOC (7) Cl.** **06-01**

(52) **U.S. Cl.** **D6/379**

(58) **Field of Search** D6/334, 370, 374,
D6/379, 380, 500, 501, 502; 297/239, 445.1,
446.1, 452.63, DIG. 2

(56) **References Cited**

U.S. PATENT DOCUMENTS

- D. 341,266 * 11/1993 Caldwell D6/379
- D. 347,745 * 6/1994 Grosfillex D6/379

- D. 359,860 * 7/1995 Arthur, Jr. D6/370
- D. 373,031 * 8/1996 Martin D6/380
- D. 418,319 * 1/2000 Van Rhiene D6/379 X
- D. 418,325 * 1/2000 Grosfillex D6/379
- D. 426,975 * 6/2000 Gaylord et al. D6/379 X

* cited by examiner

Primary Examiner—Gary D. Watson

(74) *Attorney, Agent, or Firm*—Dowell & Dowell, P.C.


(57) **CLAIM**

The ornamental design for an armchair, as shown and described.

DESCRIPTION

FIG. 1 is a front perspective view of an armchair showing my new design;
 FIG. 2 is a front elevational view;
 FIG. 3 is a rear elevational view;
 FIG. 4 is a right-side elevational view;
 FIG. 5 is a top plan view; and,
 FIG. 6 is a bottom plan view.

1 Claim, 2 Drawing Sheets



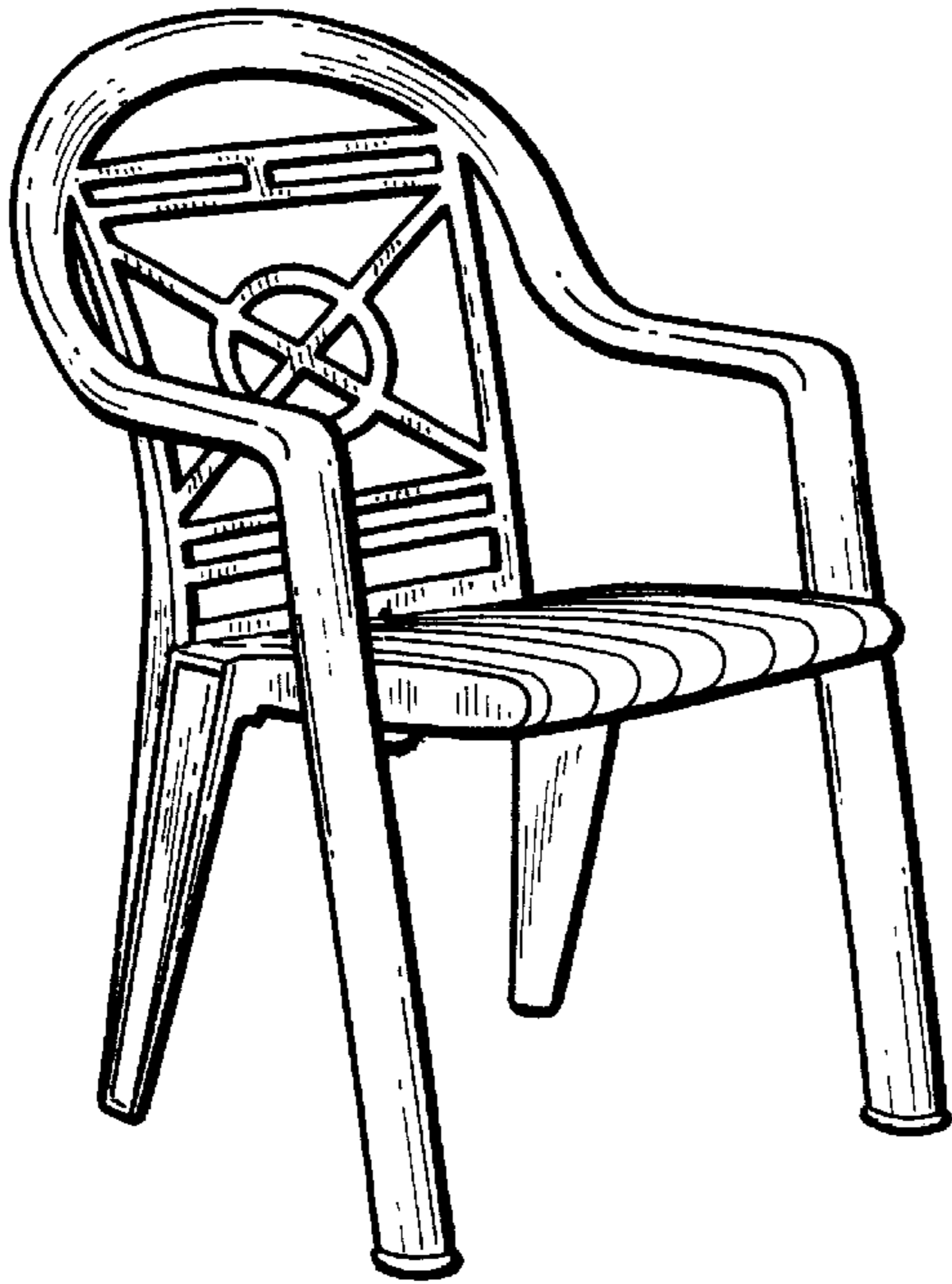


FIG. 1




FIG. 2




FIG. 3

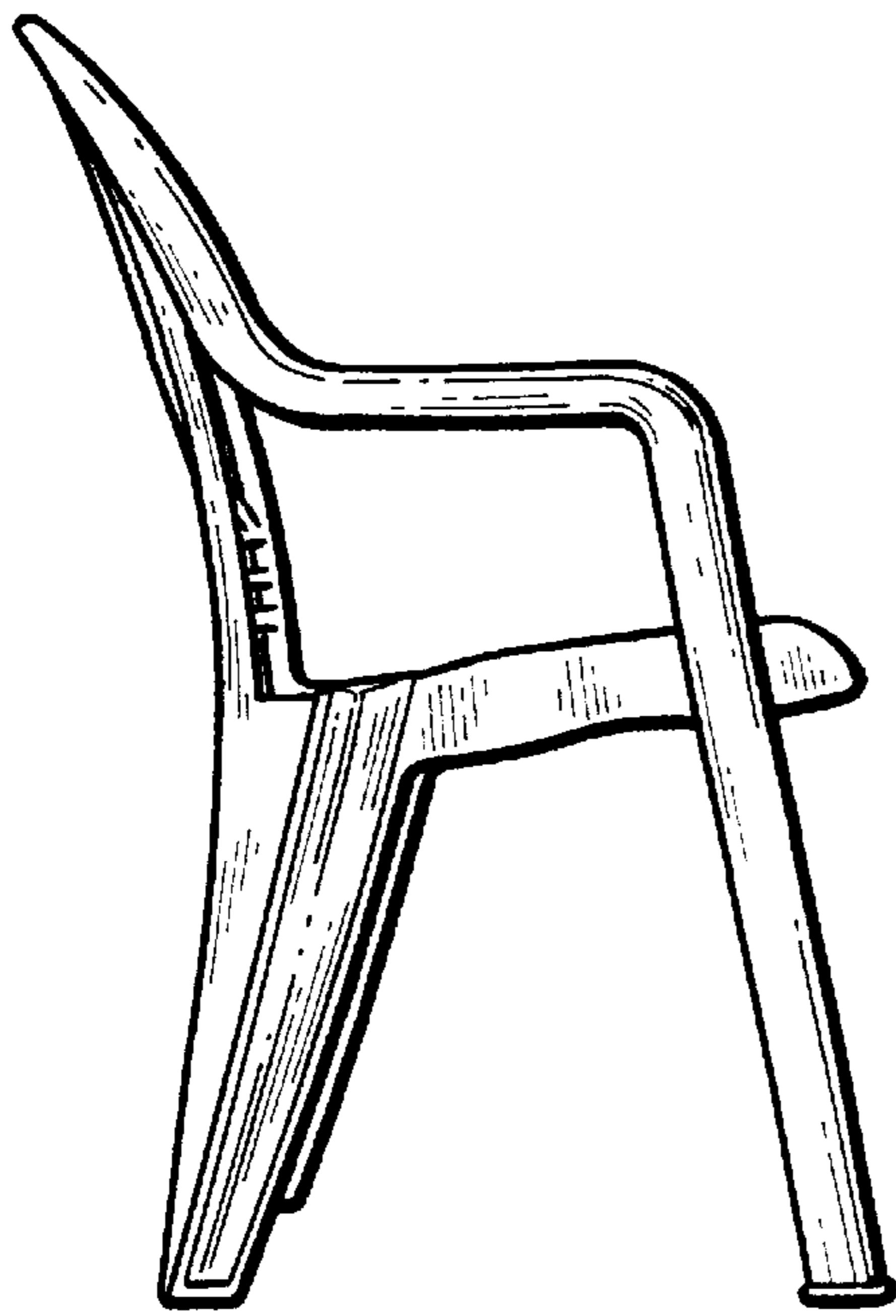


FIG. 4

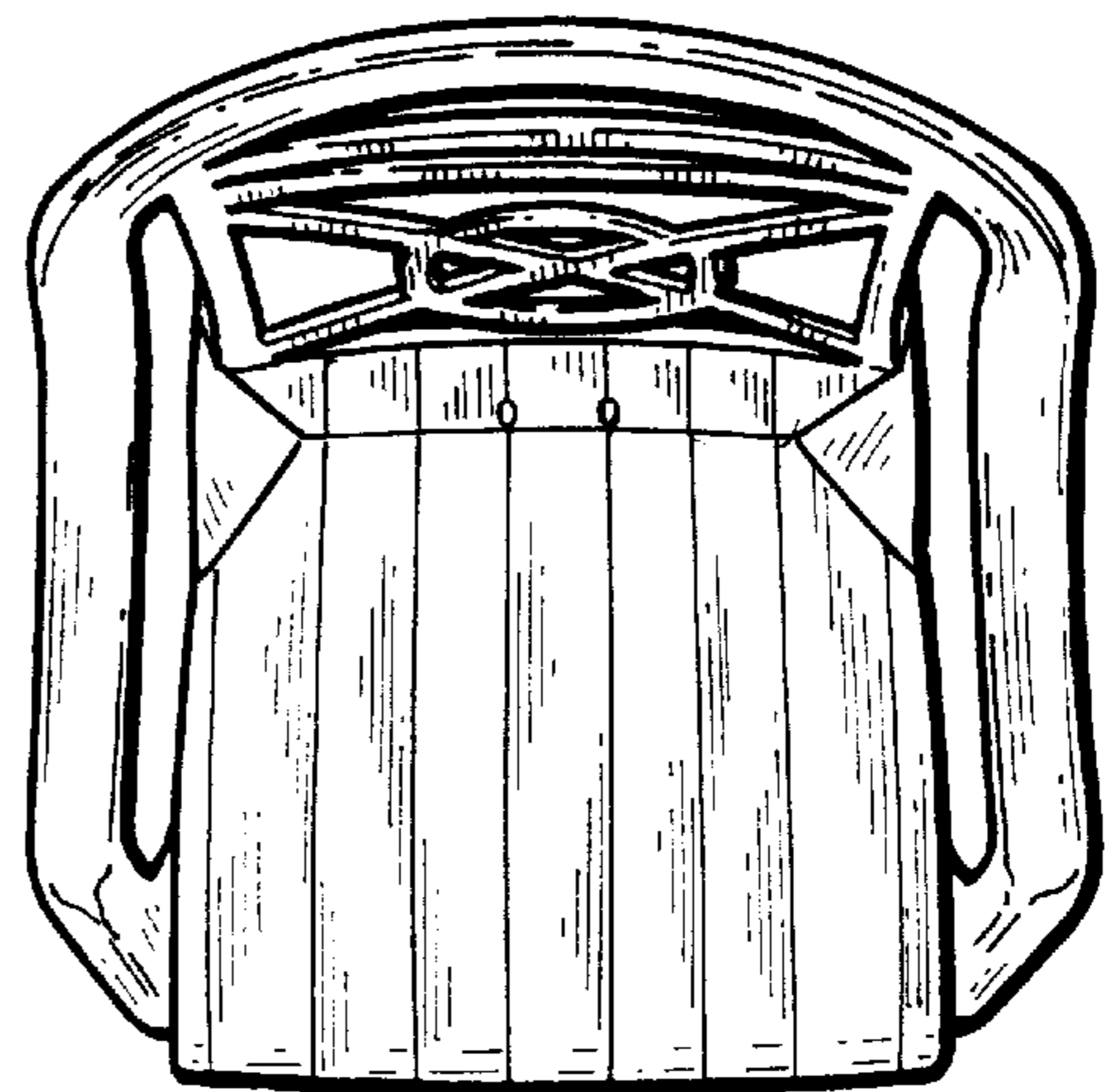


FIG. 5




FIG. 6