



US00D442784S

(12) **United States Design Patent**  
**Chen**

(10) **Patent No.:** **US D442,784 S**

(45) **Date of Patent:** **\*\* May 29, 2001**

(54) **PROTECTIVE CORNER STRIP FOR A SUITCASE**

4,932,506 \* 6/1990 Kim ..... 190/127 X  
5,552,195 \* 9/1996 Cook et al. .... 428/31  
6,035,982 \* 3/2000 Wei-Chih ..... 190/37

(76) **Inventor:** **Wei Chih Chen**, No. 59, Heng Jun Street, Da Gia Town, Taichung Hsien, 437 (TW)

\* cited by examiner

(\*\*) **Term:** **14 Years**

*Primary Examiner*—Louis S. Zarfes  
*Assistant Examiner*—Robert A. Delehanty  
(74) *Attorney, Agent, or Firm*—Charles E. Baxley

(21) **Appl. No.:** **29/122,888**

(57) **CLAIM**

(22) **Filed:** **May 5, 2000**

The ornamental design for a protective corner strip for a suitcase, as shown and described.

(51) **LOC (7) Cl.** ..... **03-99**

(52) **U.S. Cl.** ..... **D3/322**

(58) **Field of Search** ..... 190/37, 126, 127, 190/24, 109; D13/318, 321, 322, 272, 273; 224/261, 633

**DESCRIPTION**


(56) **References Cited**

**U.S. PATENT DOCUMENTS**

D. 242,183	*	11/1976	Davis	.....	D3/318
1,564,538	*	12/1925	Dettenborn	.....	190/37
1,601,361	*	9/1926	Hickingbotham	.....	D3/318 X
2,610,715	*	9/1952	Plotkin	.....	190/37
2,661,824	*	12/1953	Nelson, Jr.	.....	190/109
4,163,484	*	8/1979	Delaney	.....	190/37 X
4,383,142	*	5/1983	Kaneko	.....	190/126
4,561,525	*	12/1985	Shidner	.....	190/127 X

FIG. 1 is a perspective view of a protective corner strip for a suitcase showing my new design;  
FIG. 2 is a front elevational view thereof;  
FIG. 3 is a rear elevational view thereof;  
FIG. 4 is a top plan view thereof;  
FIG. 5 is a bottom plan view thereof;  
FIG. 6 is a left side elevational view thereof, the right side being a mirror image of that shown; and,  
FIG. 7 is a perspective view of a protective corner strip in condition of use with a suitcase shown on a reduced scale. The broken line showing of a suit case is for illustrative purposes only and forms no part of the claimed design.

**1 Claim, 4 Drawing Sheets**






FIG. 1




FIG. 2




FIG. 3

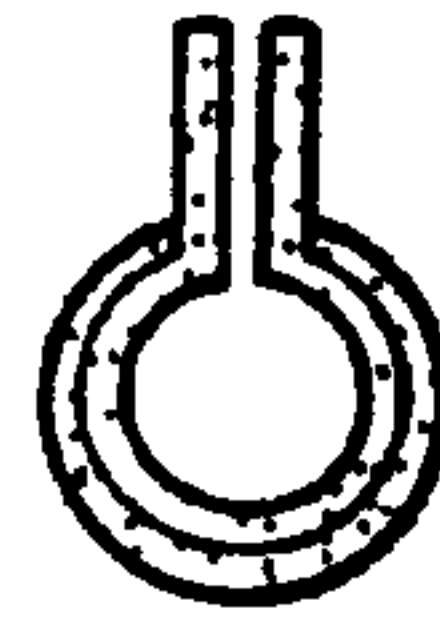


FIG. 4



FIG. 5

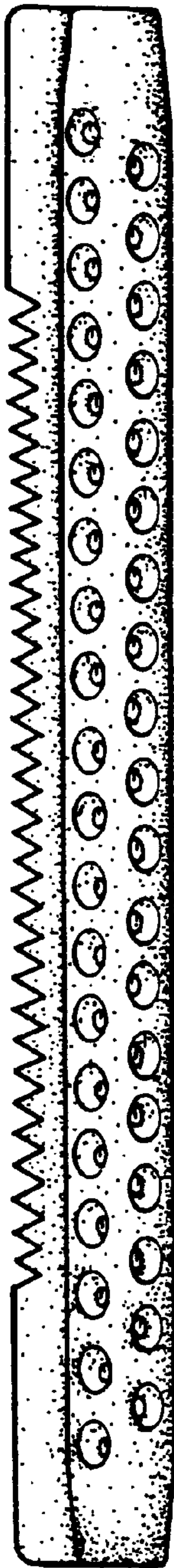


FIG. 6

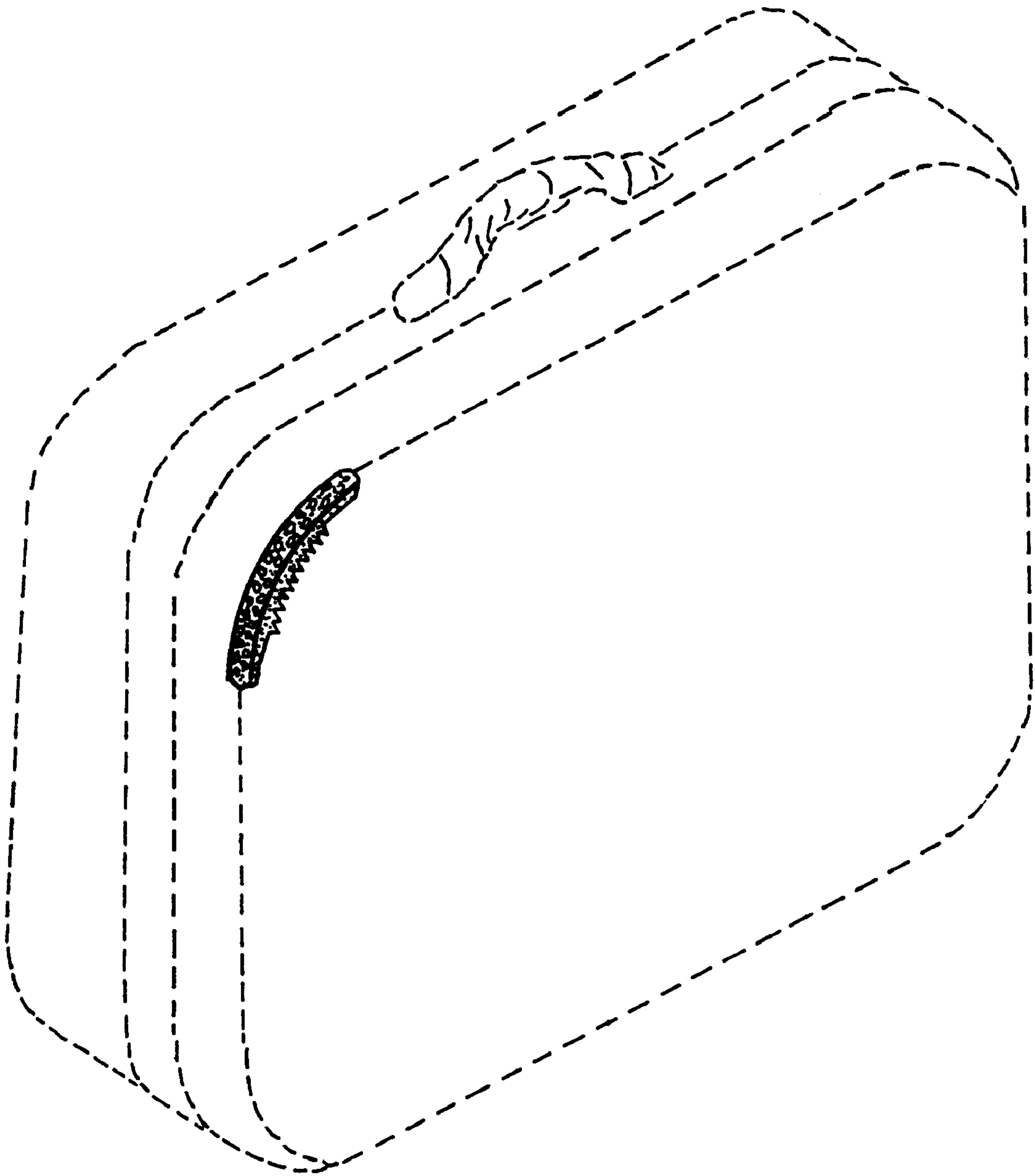


FIG. 7