



US00D442775S

(12) **United States Design Patent**  
**Moore**

(10) **Patent No.:** **US D442,775 S**

(45) **Date of Patent:** **\*\* May 29, 2001**

(54) **CARRIER FOR CONTRACEPTIVES**

(75) **Inventor:** **Rocio G. Moore**, Rancho Cucamonga,  
CA (US)

(73) **Assignee:** **JoAnna Wilson**, San Clemente, CA  
(US)

(\*\*) **Term:** **14 Years**

(21) **Appl. No.:** **29/122,804**

(22) **Filed:** **May 4, 2000**

(51) **LOC (7) Cl.** ..... **03-01**

(52) **U.S. Cl.** ..... **D3/203**

(58) **Field of Search** ..... D3/215, 201, 203,  
D3/205, 225, 227, 230, 303, 212, 247,  
248, 299; 224/236, 240, 901, 904; 150/143,  
147, 149; 206/37, 69

(56) **References Cited**

**U.S. PATENT DOCUMENTS**

D. 241,189	*	8/1976	Clark	.....	D3/227
D. 352,172	*	11/1994	Aversa et al.	.....	D3/303
D. 408,128	*	4/1999	Sheiner	.....	D3/203
2,008,875	*	7/1935	Peterson et al.	.....	206/69
2,804,113	*	8/1957	Nash	.....	150/143

4,805,820	*	2/1989	Kearney et al.	.....	206/37 X
4,964,508	*	10/1990	Balsley	.....	206/37
5,117,841	*	6/1992	McBeth	.....	206/69
5,778,954	*	7/1998	Sullivan et al.	.....	150/143

\* cited by examiner

*Primary Examiner*—Louis S. Zarfes

*Assistant Examiner*—Catherine R. Oliver

(74) *Attorney, Agent, or Firm*—Boniard I. Brown

(57) **CLAIM**

The ornamental design for a carrier for contraceptives, as shown and described.

**DESCRIPTION**

FIG. 1 is a perspective view of a carrier for contraceptives, showing my new design in folded configuration;

FIG. 2 is a front elevational view thereof in unfolded configuration;

FIG. 3 is a rear view thereof;

FIG. 4 is a top view thereof;

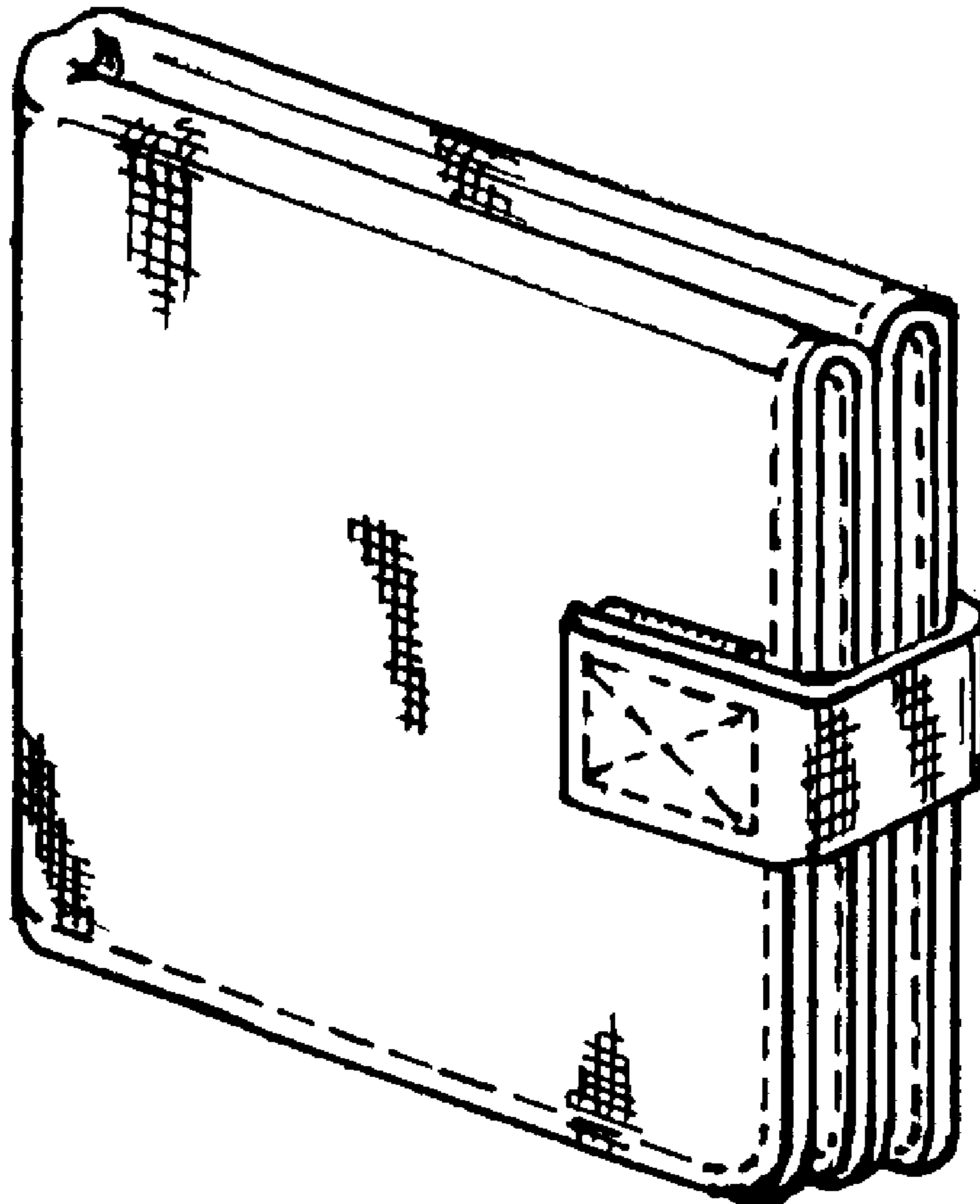
FIG. 5 is a bottom view thereof;

FIG. 6 is an end edge view thereof; and,

FIG. 7 is an end edge view opposite from that of FIG. 6.

The broken line showings in FIGS. 1, 2 and 3 represent stitching.

**1 Claim, 2 Drawing Sheets**



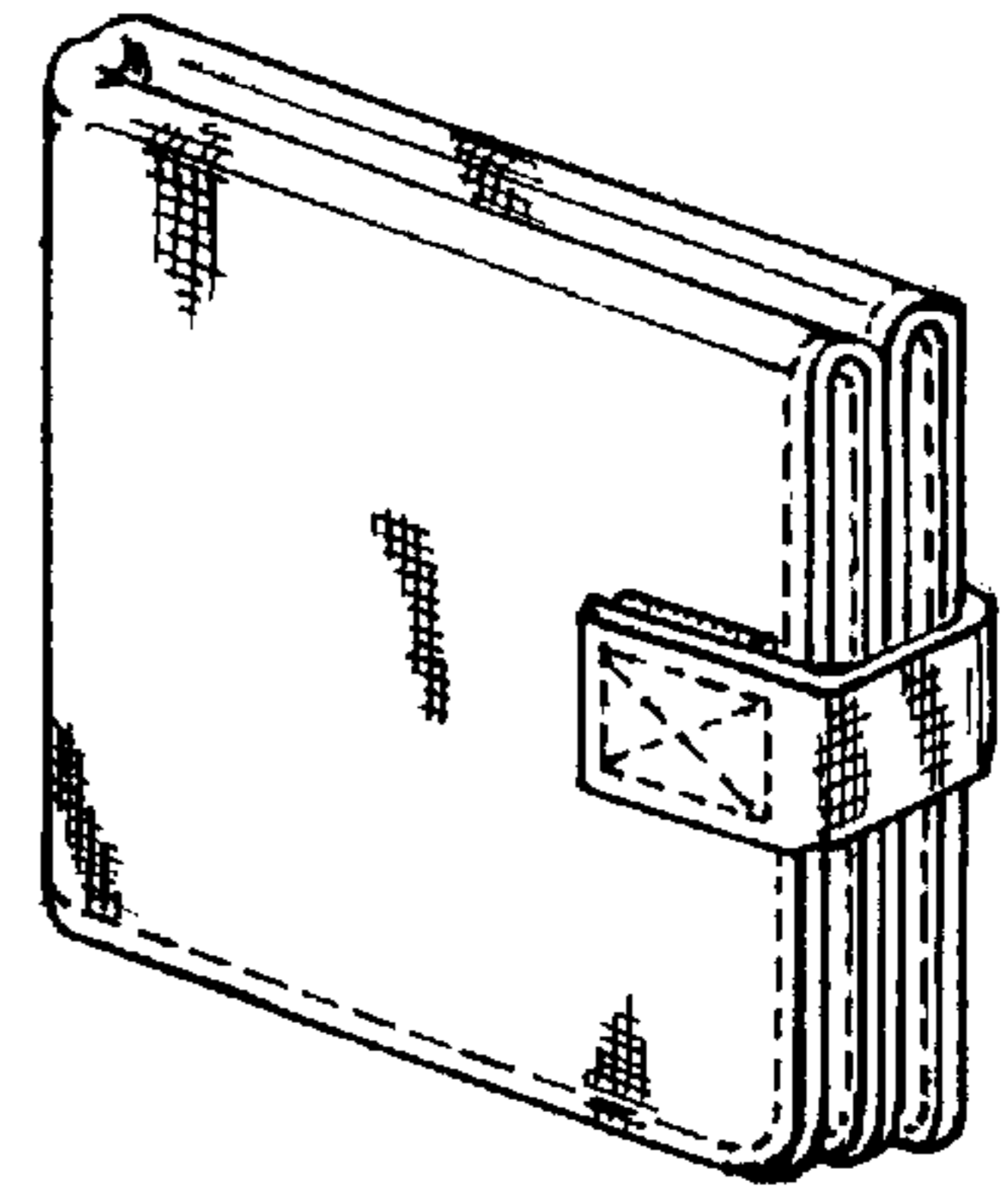


FIG.—1

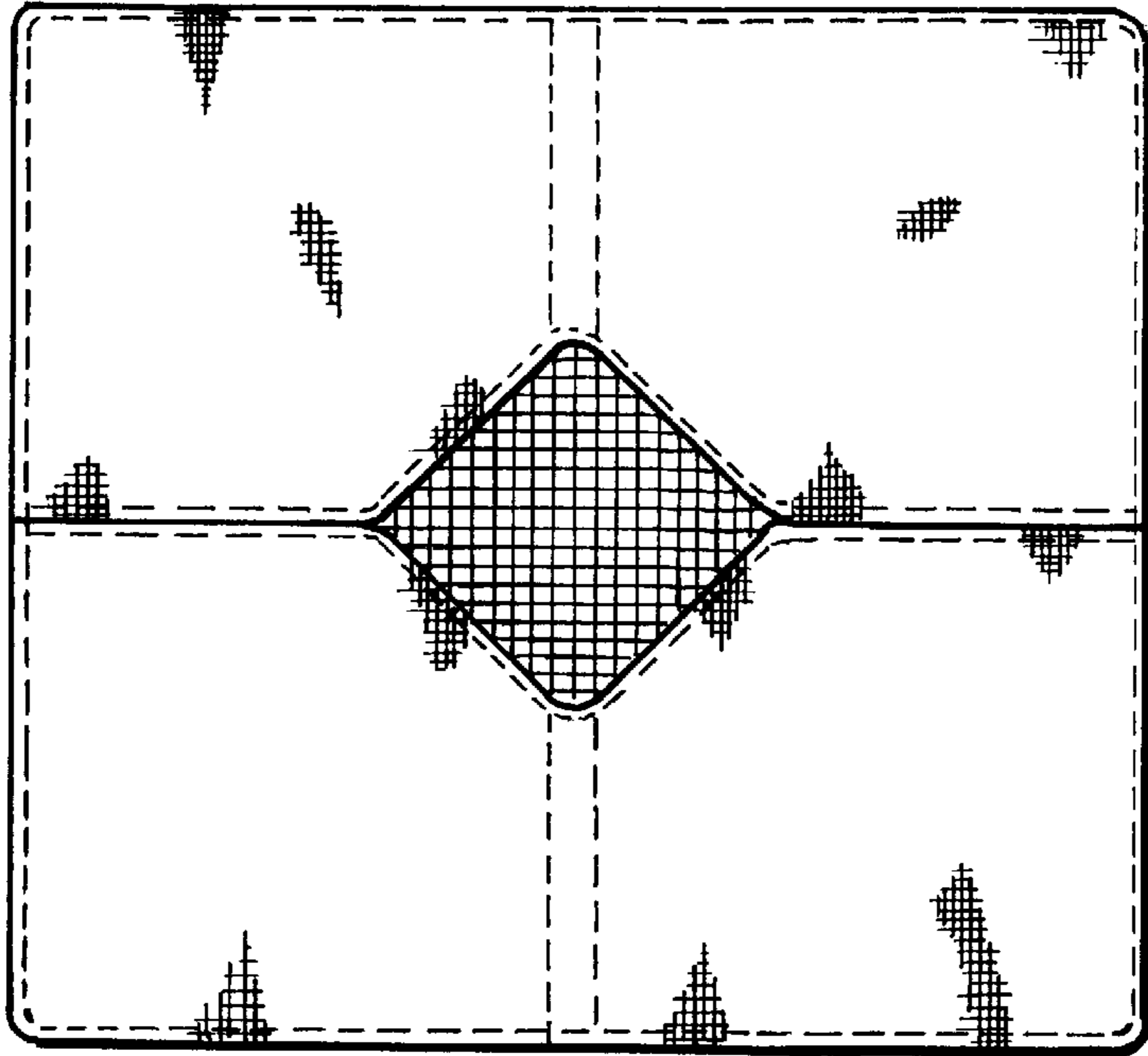


FIG.—2

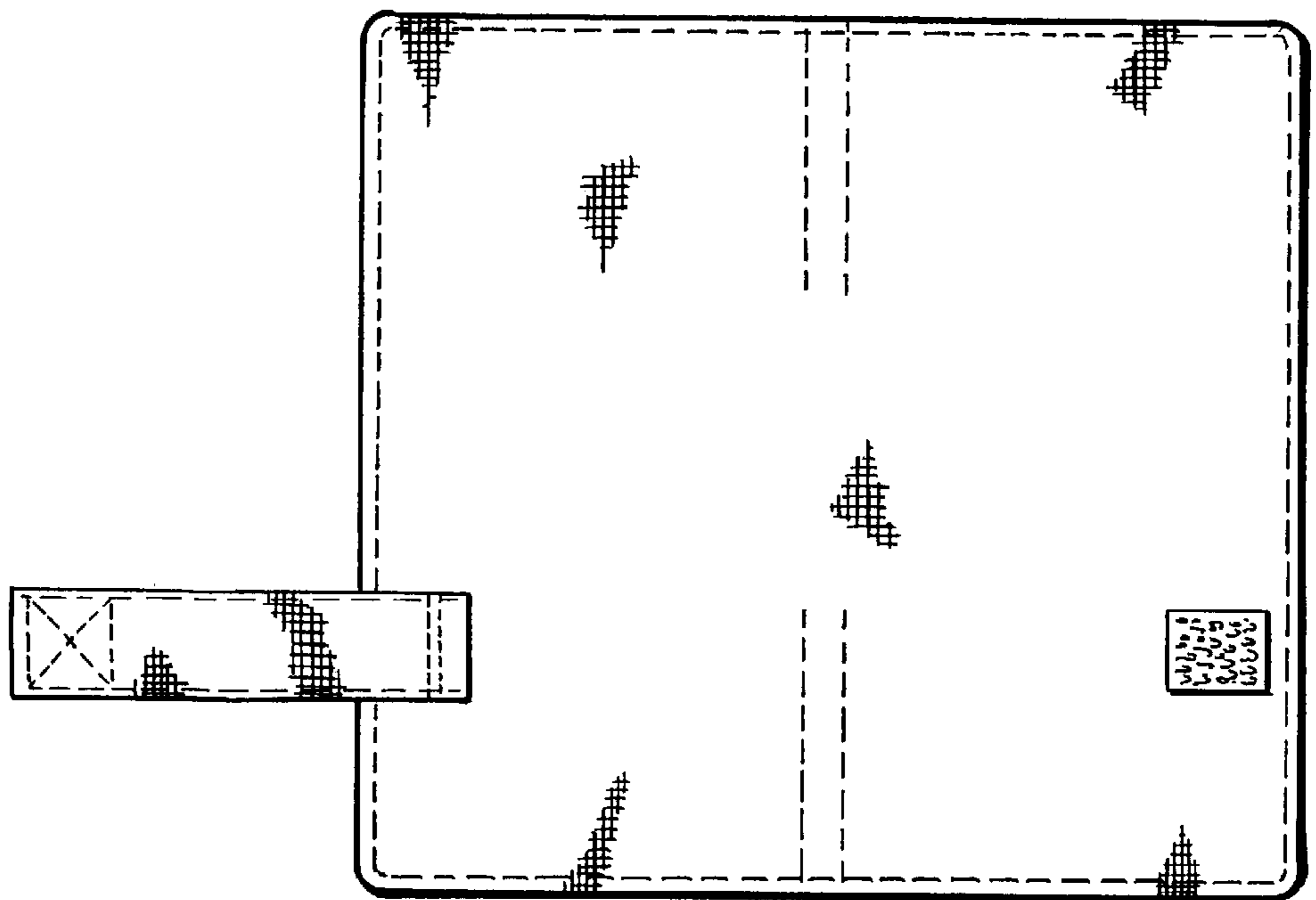


FIG.—3



FIG.—4

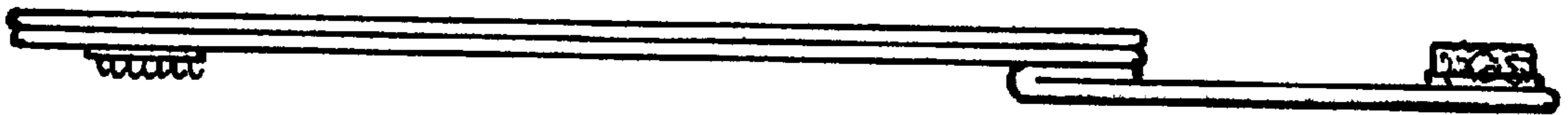


FIG.—5

FIG.—6

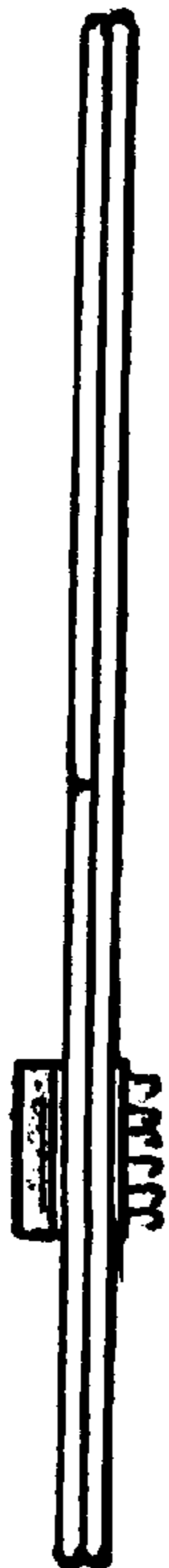


FIG.—7

