



US00D442773S

(12) **United States Design Patent**
Smith

(10) **Patent No.:** **US D442,773 S**

(45) **Date of Patent:** **** May 29, 2001**

(54) **SIDE ELEMENT OF A SHOE UPPER**

(75) Inventor: **Steven Smith**, Lake Oswego, OR (US)

(73) Assignee: **Nike, Inc.**, Beaverton, OR (US)

(**) Term: **14 Years**

(21) Appl. No.: **29/133,620**

(22) Filed: **Dec. 4, 2000**

(51) **LOC (7) Cl.** **02-99**

(52) **U.S. Cl.** **D2/972**

(58) **Field of Search** D2/896, 902, 907,
D2/943, 944, 946, 969, 972, 973; 36/45,
50.1, 51, 77 M, 77 R, 81, 83, 88, 113,
114, 126-130

(56) **References Cited**

U.S. PATENT DOCUMENTS

D. 347,107	5/1994	Adams .
D. 351,938	11/1994	Adams et al. .
D. 355,069	2/1995	Aveni .
D. 361,883	9/1995	Adams et al. .
D. 392,793	3/1998	Koh .
D. 393,355	4/1998	Doxey .

(List continued on next page.)

OTHER PUBLICATIONS

“Nike Footwear Catalog,” Fall 1995, published Nov. 1, 1994 (p. 1), Beaverton, Oregon.

“Nike Footwear Catalog,” Holiday 1997, published Mar. 1, 1997 (p. 164, Beaverton), Oregon.

“Nike Men’s Footwear Catalog,” Fall 1998, published Nov. 1, 1997 (p. M9), Beaverton, Oregon.

“Nike Women’s Footwear Catalog,” Holiday 1998, published Feb. 1, 1998 (p. W11), Beaverton, Oregon.

“Nike Women’s Footwear Catalog,” Spring 1999, published Jun. 1, 1998 (p. W76), Beaverton, Oregon.

“Nike Men’s Footwear Catalog,” Spring 1999, published Jun. 1, 1998 (p. M17), Beaverton, Oregon.

“Nike Women’s Footwear Catalog,” Late Spring 1999, published Sep. 1, 1998 (p. W12), Beaverton, Oregon.

“Nike Men’s Footwear Catalog,” Late Spring 1999, published Sep. 1, 1998 (p. M13), Beaverton, Oregon.

“Nike Men’s Footwear Catalog,” Holiday 1999, published Mar. 1, 1999 (pp. M14, M21), Beaverton, Oregon.

“Nike Women’s Footwear Catalog,” Holiday 1999, published Mar. 1, 1999 (p. W16), Beaverton, Oregon.

“Nike Men’s Footwear Catalog,” Spring 2000, published Jul. 1, 1999 (p. M6), Beaverton, Oregon.

“Nike Women’s Footwear Catalog,” Spring 2000, published Jul. 1, 1999 (p. W15), Beaverton, Oregon.

“Nike Men’s Footwear Catalog,” Fall 2000, published Nov. 1, 1999 (p. M3), Beaverton, Oregon.

“Nike Men’s Footwear Catalog,” Holiday 2000, published Mar. 1, 1999 (p. M12), Beaverton, Oregon.

“Nike Women’s Footwear Catalog,” Holiday 2000, published Mar. 1, 1999 (p. W12), Beaverton, Oregon.

“Nike Men’s Footwear Catalog,” Spring 2001, published Jun. 1, 2000 (p. M7), Beaverton, Oregon.

Primary Examiner—Dominic Simone

(74) *Attorney, Agent, or Firm*—TraskBritt

(57) **CLAIM**

The ornamental design for a side element of a shoe upper, as shown and described.

DESCRIPTION

FIG. 1 is a perspective view of a side element of a shoe upper showing my new design;

FIG. 2 is a side view of the side element of a shoe upper shown in FIG. 1;

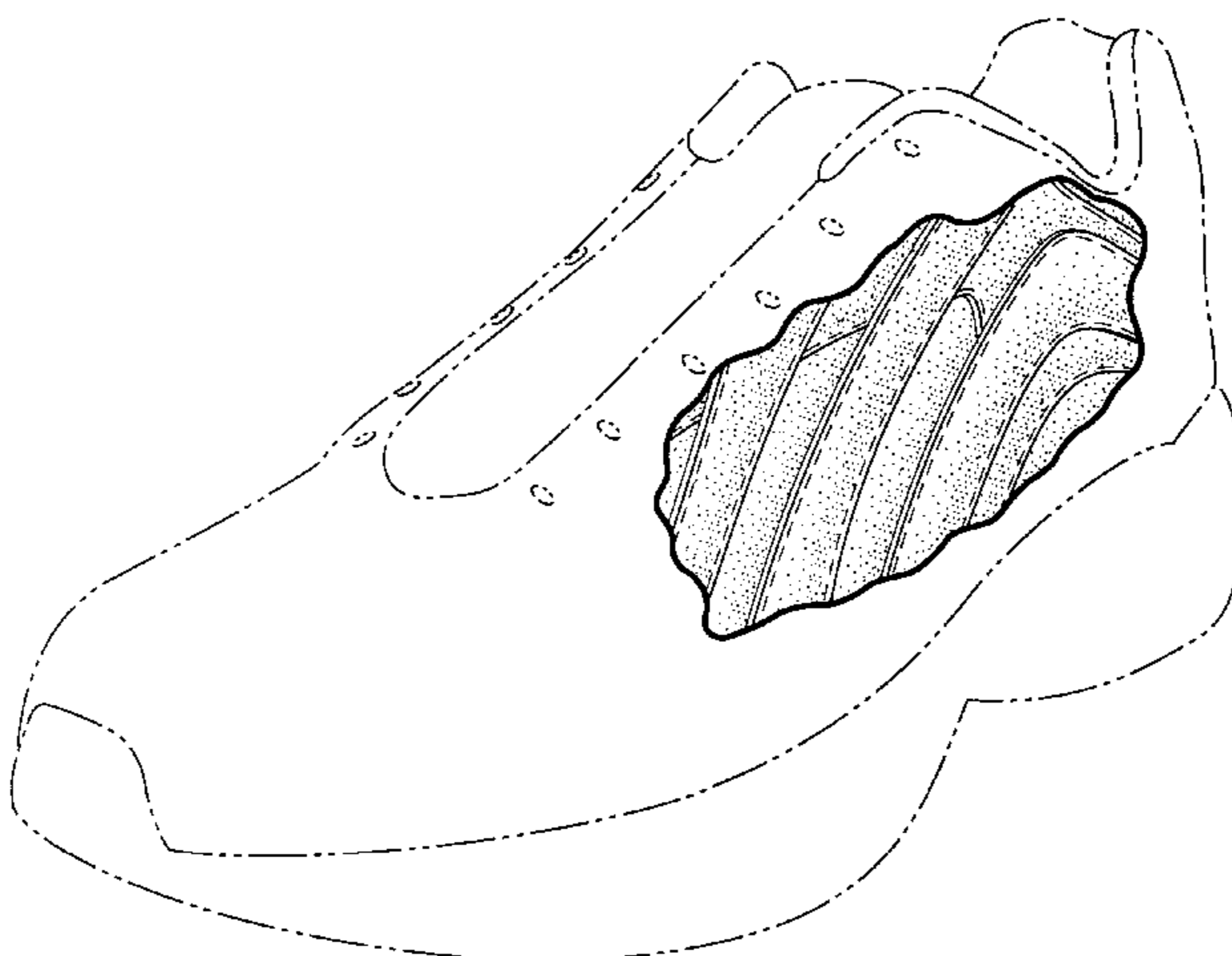
FIG. 3 is a front view of the side element of a shoe upper shown in FIG. 1;

FIG. 4 is a back view of the side element of a shoe upper shown in FIG. 1; and,

FIG. 5 is a top view of the side element of a shoe upper shown in FIG. 1.

The phantom lines showing portions of a shoe in FIGS. 1-5 are for illustrative purposes only and form no part of the claimed design.

1 Claim, 2 Drawing Sheets



US D442,773 S

Page 2

U.S. PATENT DOCUMENTS

D. 397,860	*	9/1998	Avar	D2/972	D. 420,791	2/2000	Selbiger .	
D. 400,698		11/1998	Koh .		D. 422,130	4/2000	Doxey .	
D. 415,878	*	11/1999	Avar et al.	D2/972	D. 428,244	*	7/2000	Young
D. 417,948		12/1999	Cooper .					D2/972

* cited by examiner

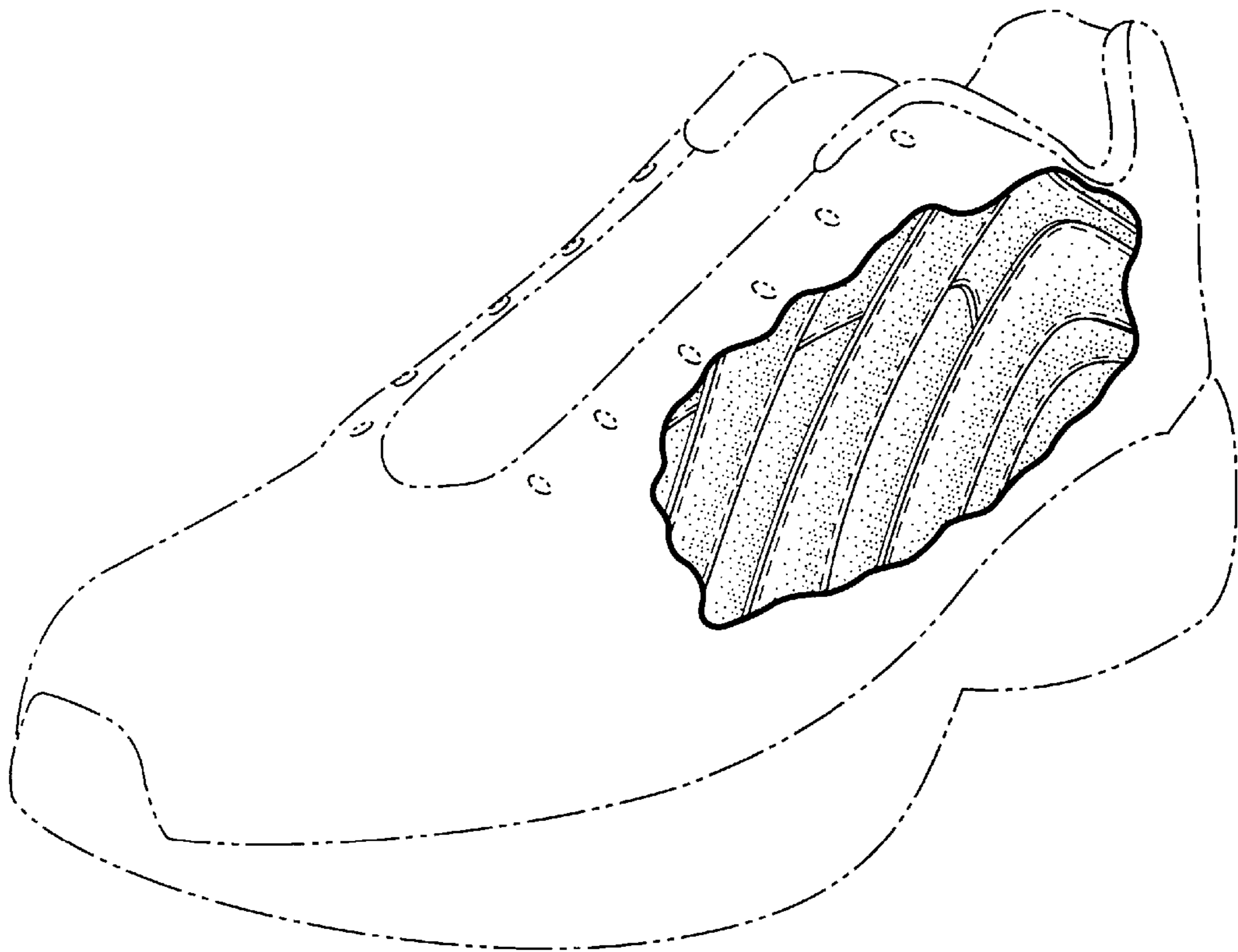


Fig. 1

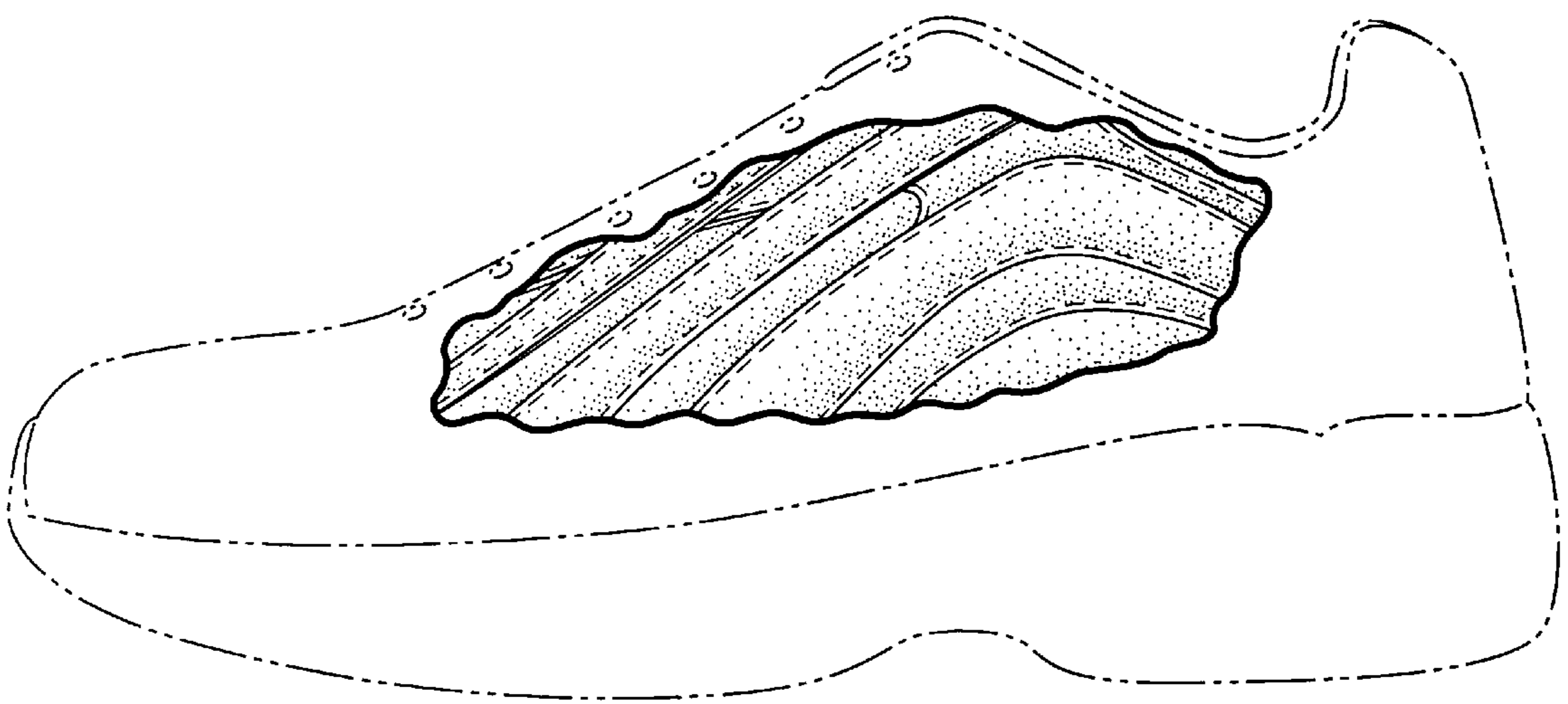


Fig. 2

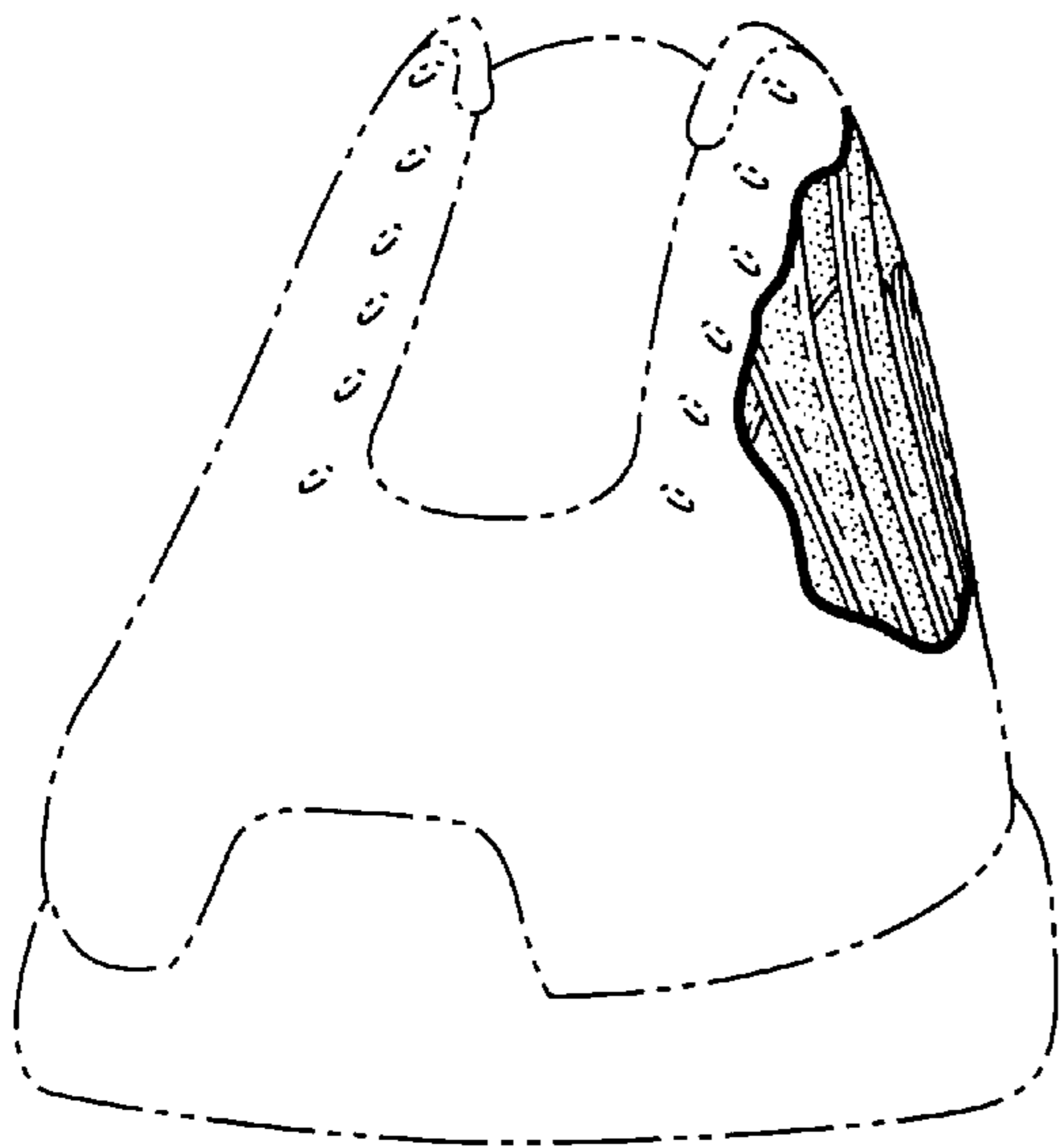


Fig. 3

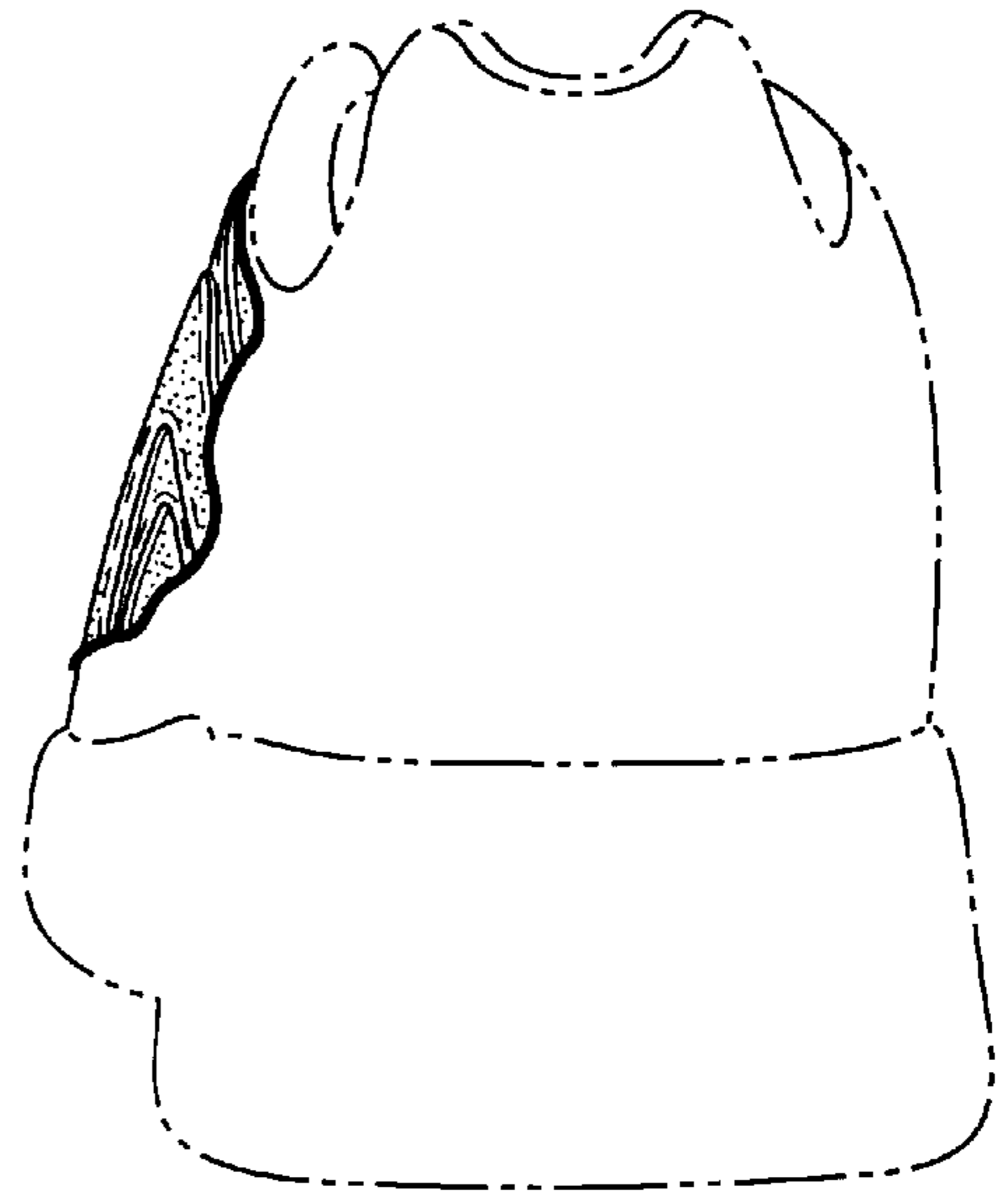


Fig. 4

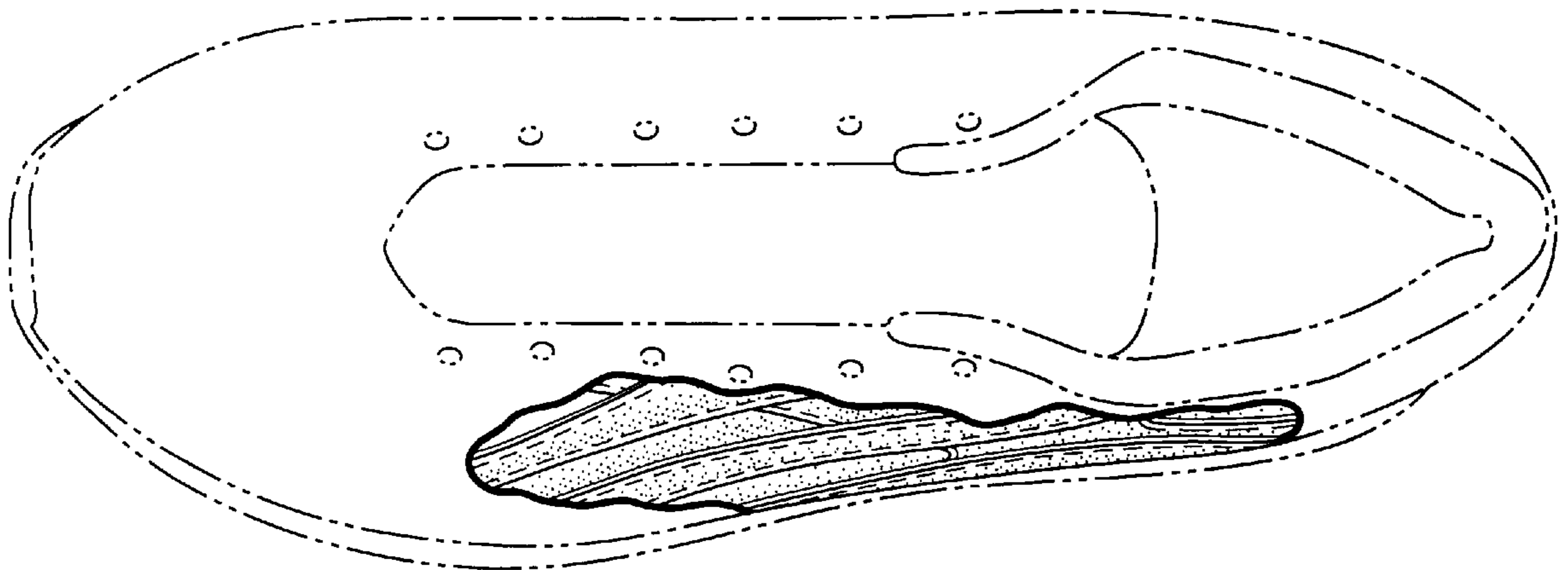


Fig. 5