



US00D442761S

(12) **United States Design Patent**
Cavero et al.

(10) **Patent No.:** **US D442,761 S**

(45) **Date of Patent:** **** May 22, 2001**

(54) **MAILBOX**

(75) Inventors: **Dio C. Cavero**, Columbus, OH (US);
Victoria L. Brackney, Atlanta, GA (US);
Dominic H. Jones, Columbus, OH (US);
Donald J. Staufenberg, Dublin, OH (US);
Ludwin M. Mora, Worthington, OH (US)

(73) Assignee: **National Manufacturing Co.**, Sterling, IL (US)

(**) Term: **14 Years**

(21) Appl. No.: **29/127,813**

(22) Filed: **Aug. 11, 2000**

(51) **LOC (7) Cl.** **99-00**

(52) **U.S. Cl.** **D99/33**

(58) **Field of Search** D99/28, 29, 30,
D99/31, 33; 232/17, 19; 312/100

(56) **References Cited**

U.S. PATENT DOCUMENTS

D. 315,045 * 2/1991 Vanaman D99/30

D. 388,232 * 12/1997 Valentino D99/30

D. 410,850 * 6/1999 Lio D99/33

457,497 * 8/1891 Talyor 232/17

* cited by examiner

Primary Examiner—Paula A. Mortimer

(74) *Attorney, Agent, or Firm*—Tilton, Fallon, Lungmus & Chestnut

(57) **CLAIM**

The ornamental design for a mailbox, as shown and described.

DESCRIPTION

FIG. 1 is a perspective view of our new mailbox;
FIG. 2 is a rear elevation view of the mailbox of FIG. 1;
FIG. 3 is a top plan view of the mailbox of FIG. 1;
FIG. 4 is a front elevation view of the mailbox of FIG. 1;
and,
FIG. 5 is a right side elevation view of the mailbox, the left side elevation view is a mirror image.
The broken line showing of the attaching means in FIGS. 2, 3, and 5 is for illustrative purposes only and forms no part of the claimed design.

1 Claim, 2 Drawing Sheets




FIG. 1




FIG. 2

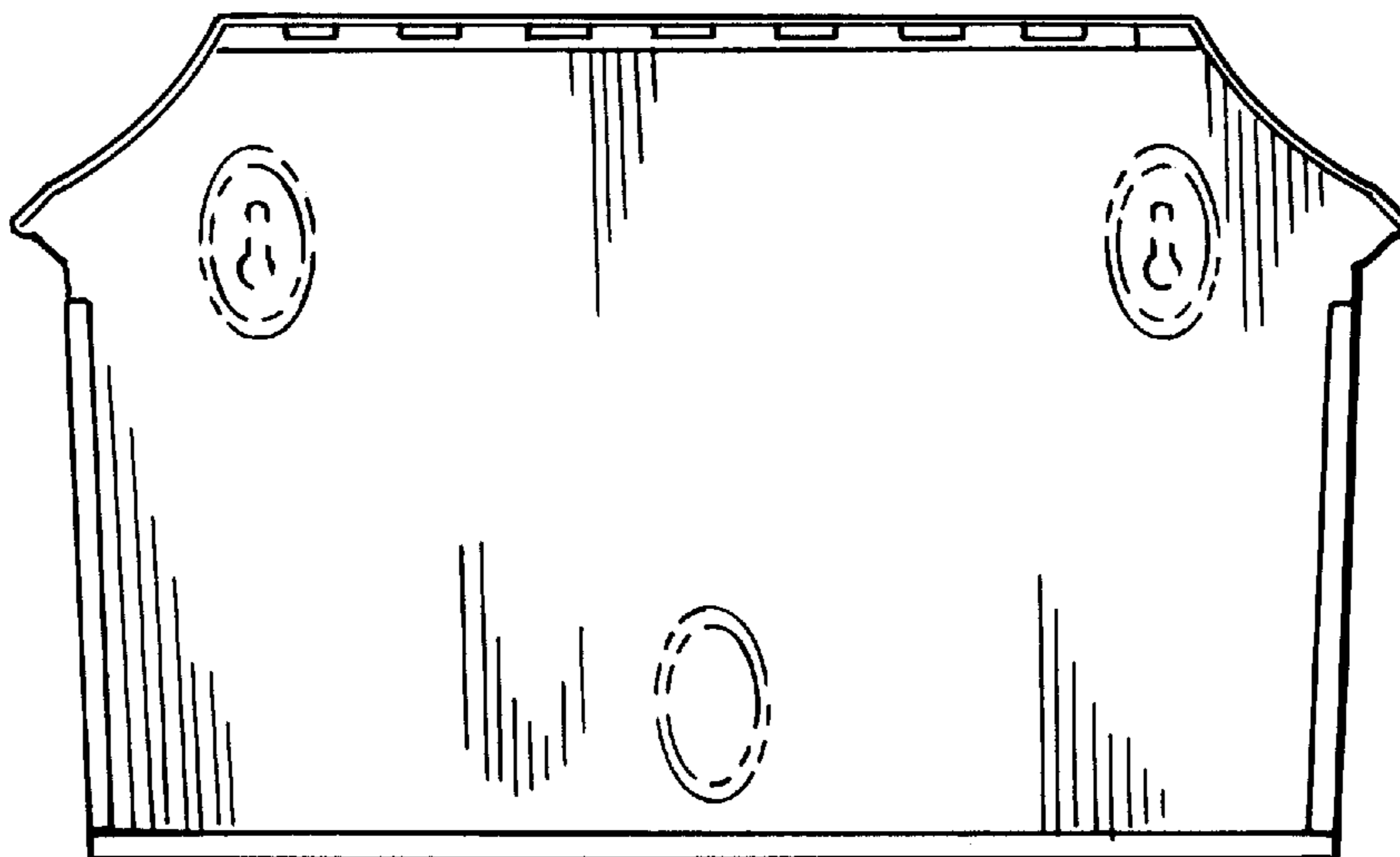


FIG. 3




FIG. 4

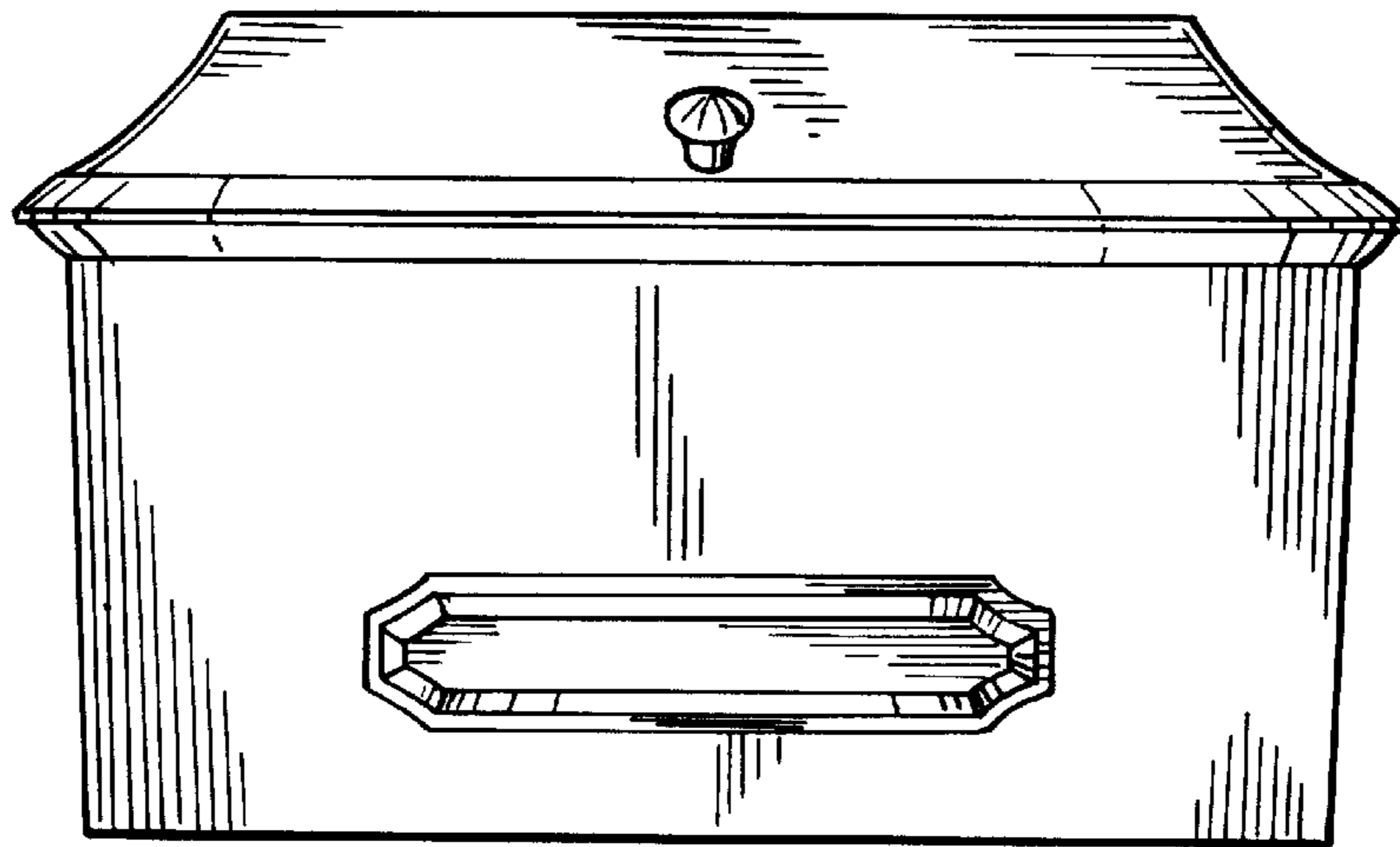


FIG. 5

