



US00D442746S

(12) **United States Design Patent**  
**Belcher**

(10) **Patent No.:** **US D442,746 S**

(45) **Date of Patent:** **\*\* May 22, 2001**

(54) **DECORATIVE HAIR STRIP**

(76) Inventor: **Kenneth E. Belcher**, 131 Julian Way,  
Pleasant Hill, CA (US) 94523

(\*\*) Term: **14 Years**

(21) Appl. No.: **29/098,952**

(22) Filed: **Jan. 4, 1999**

**Related U.S. Application Data**

(63) Continuation-in-part of application No. 08/812,480, filed on  
Mar. 6, 1997, now abandoned.

(51) **LOC (7) Cl.** ..... **29-02**

(52) **U.S. Cl.** ..... **D29/122; D2/865**

(58) **Field of Search** ..... D29/122; D28/92,  
D28/93; 132/53, 54; D2/601, 783, 809,  
827, 865, 866, 867, 868, 869; 2/171, 181,  
195.1, 209.13

(56) **References Cited**

**U.S. PATENT DOCUMENTS**

- D. 124,074 \* 12/1940 Greenberg et al. .
- D. 167,303 \* 7/1952 Dannenberg .
- D. 176,073 11/1955 Mantell .
- D. 208,351 8/1967 Harmer .
- D. 244,236 5/1977 Kyle .
- D. 279,230 \* 6/1985 Talany ..... D2/869
- D. 330,107 10/1992 Hieb .
- D. 344,844 \* 3/1994 Beitscher et al. .
- D. 357,343 \* 4/1995 O'Neal et al. .
- D. 422,777 \* 4/2000 Scott ..... D2/869
- 521,213 6/1894 Hayes .

- 1,743,432 1/1930 Conklin .
- 2,971,082 2/1961 Frank .
- 3,106,184 10/1963 Shea .
- 3,628,546 \* 12/1971 Ensminger ..... 132/53
- 3,782,396 \* 1/1974 Tomlinson .
- 4,106,124 \* 8/1978 Green .
- 4,601,070 7/1986 Sargentini .
- 5,088,127 2/1992 Thornock .
- 5,239,705 \* 8/1993 Leopold .
- 5,271,420 \* 12/1993 Park ..... 132/53
- 5,652,963 \* 8/1997 Davison .
- 5,741,336 \* 4/1998 Fraser ..... 132/53 X
- 5,903,926 \* 5/1999 Floming ..... 2/209.13

\* cited by examiner

*Primary Examiner*—Paula A. Mortimer  
(74) *Attorney, Agent, or Firm*—Brian Beverly

(57) **CLAIM**

The ornamental design for a decorative hair strip, and shown  
and described.

**DESCRIPTION**

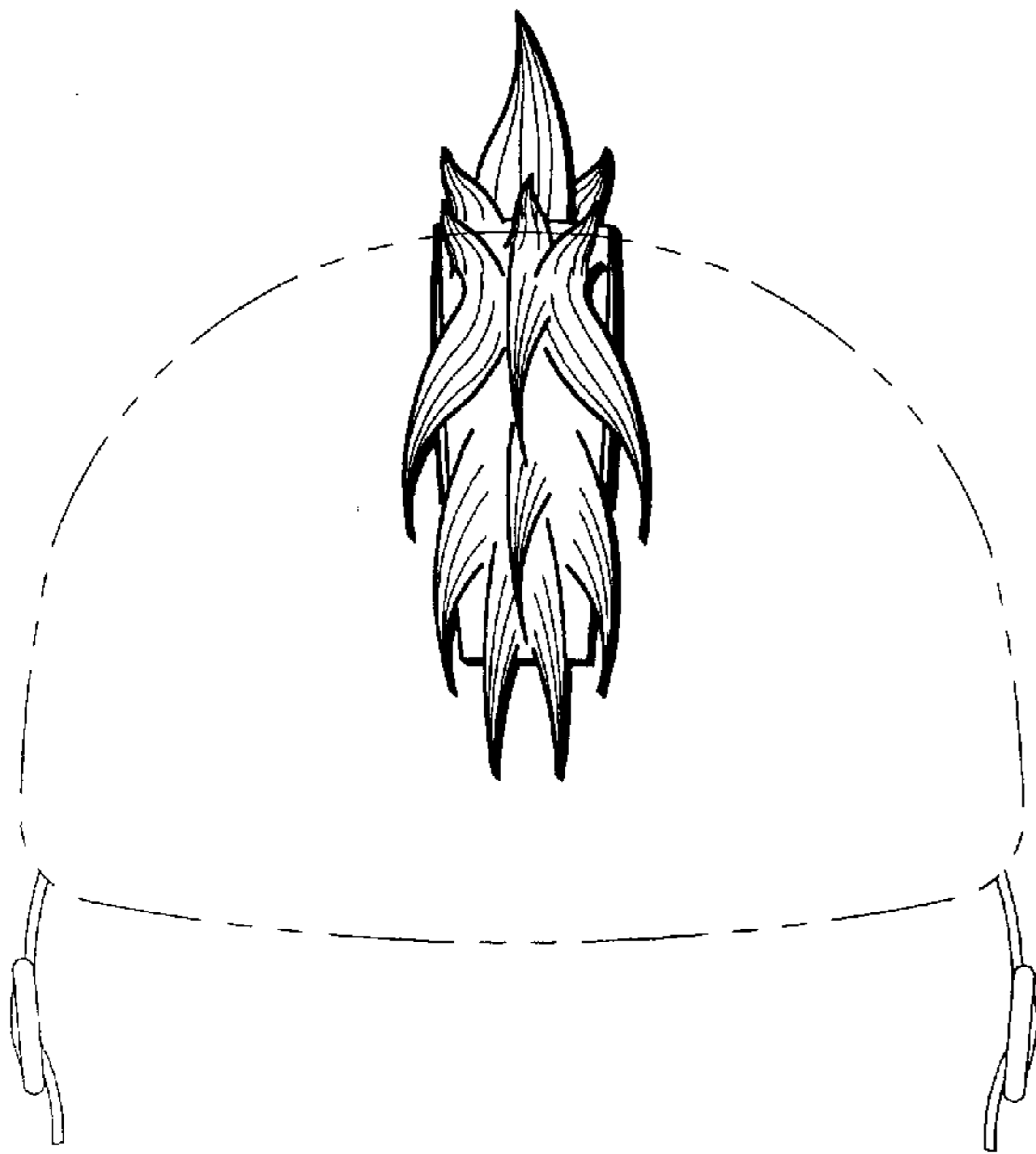
FIG. 1 is a perspective view of a design for a decorative hair  
strip attached to a helmet;  
FIG. 2 is a right side elevation view thereof;  
FIG. 3 is a left side elevation view thereof;  
FIG. 4 is a rear elevation view thereof;  
FIG. 5 is a front elevation view thereof;  
FIG. 6 is a top plan view thereof; and,  
FIG. 7 is a bottom plan view thereof.  
The helmet is shown in broken lines for illustrative purposes  
only and forms no part of the claimed design.

**1 Claim, 3 Drawing Sheets**

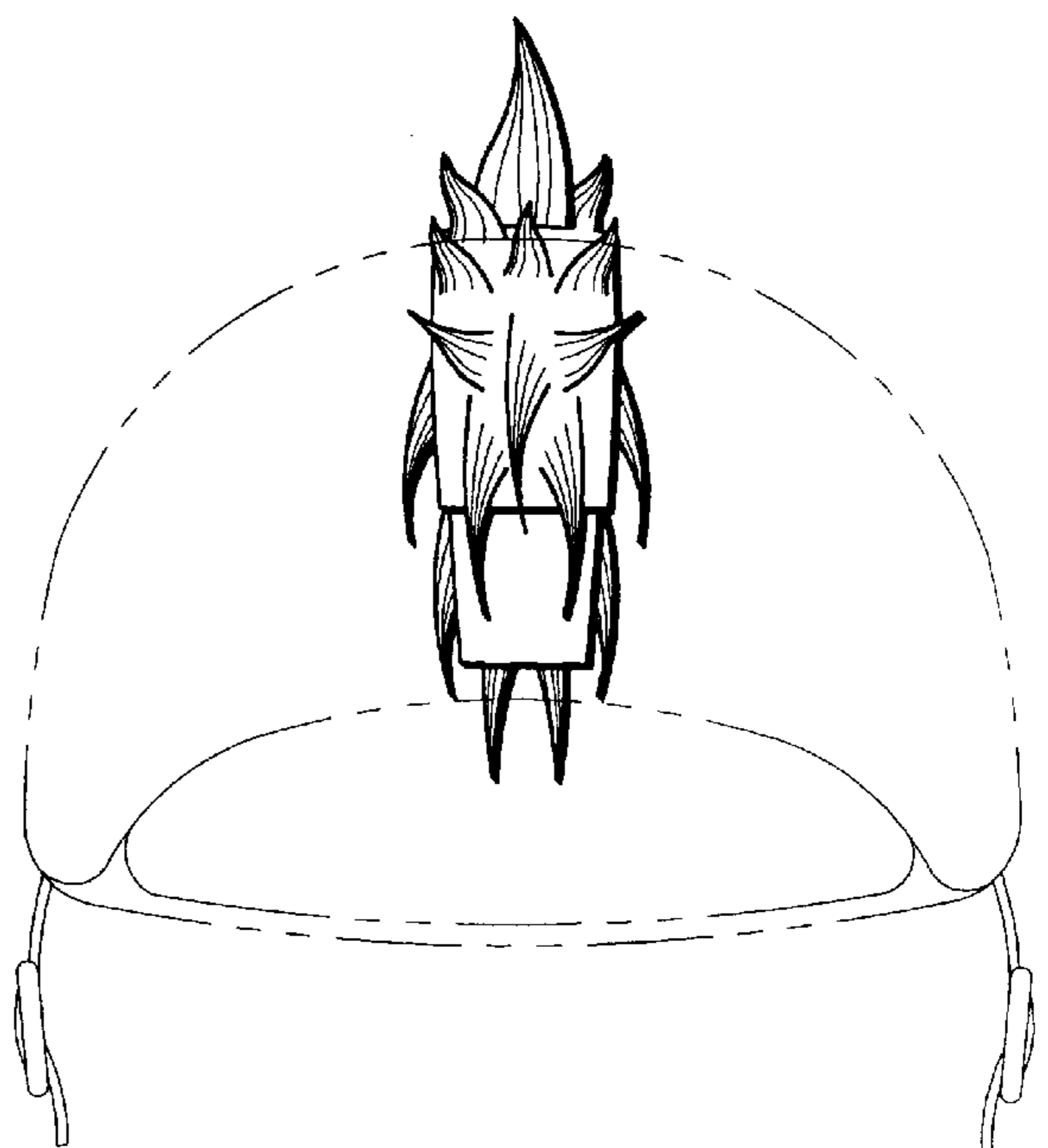




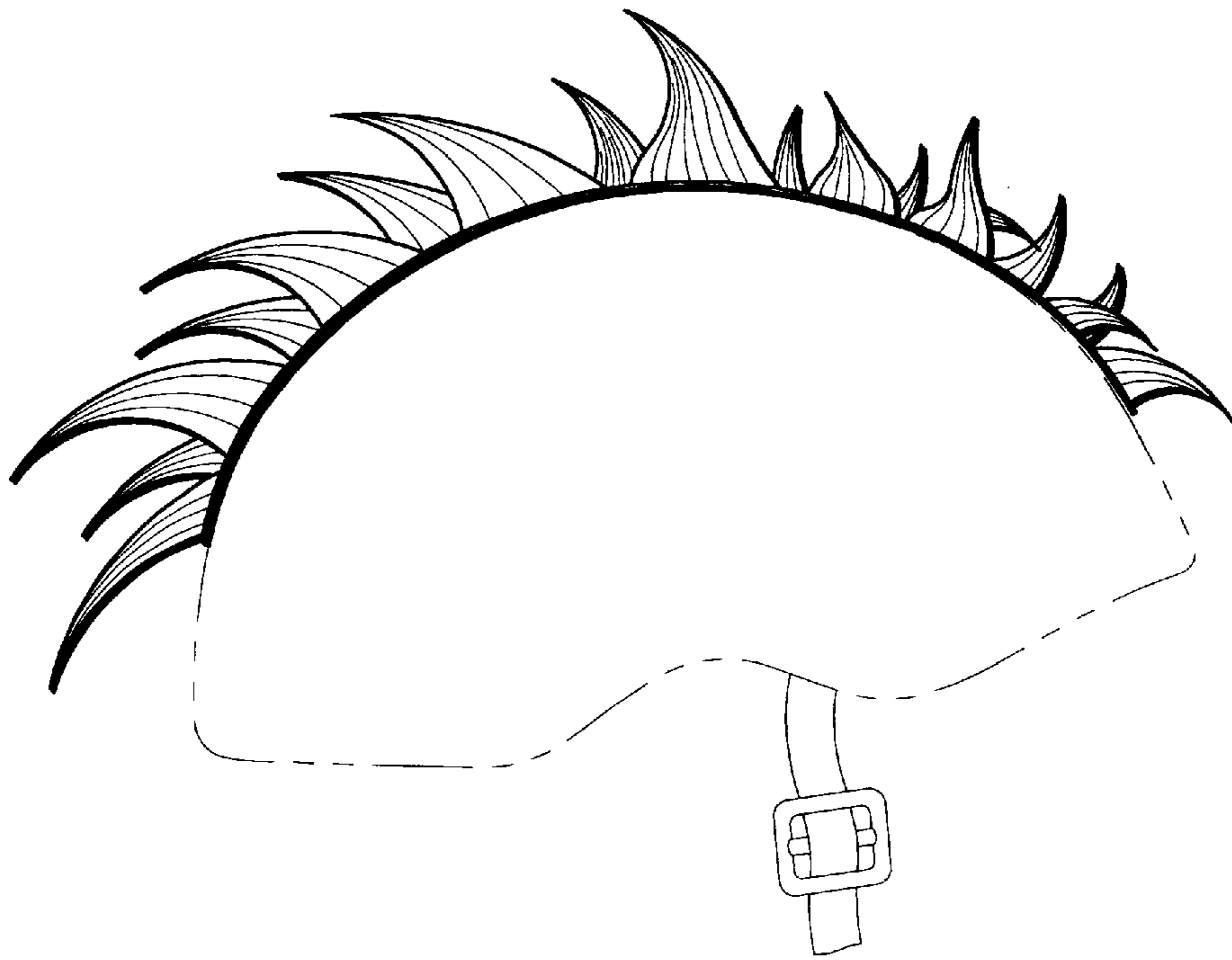
*FIG. -1*



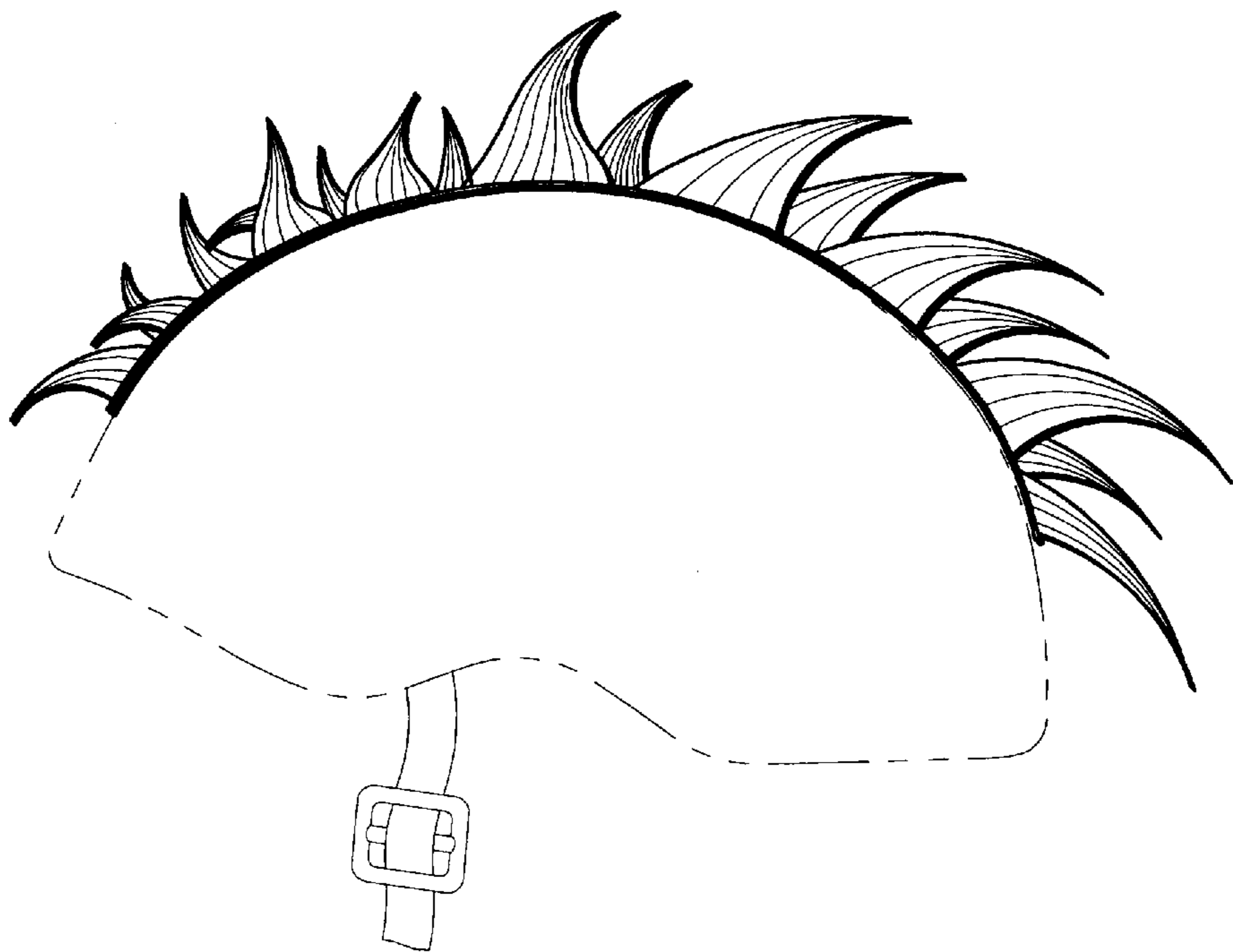
*FIG. -4*




*FIG. -5*



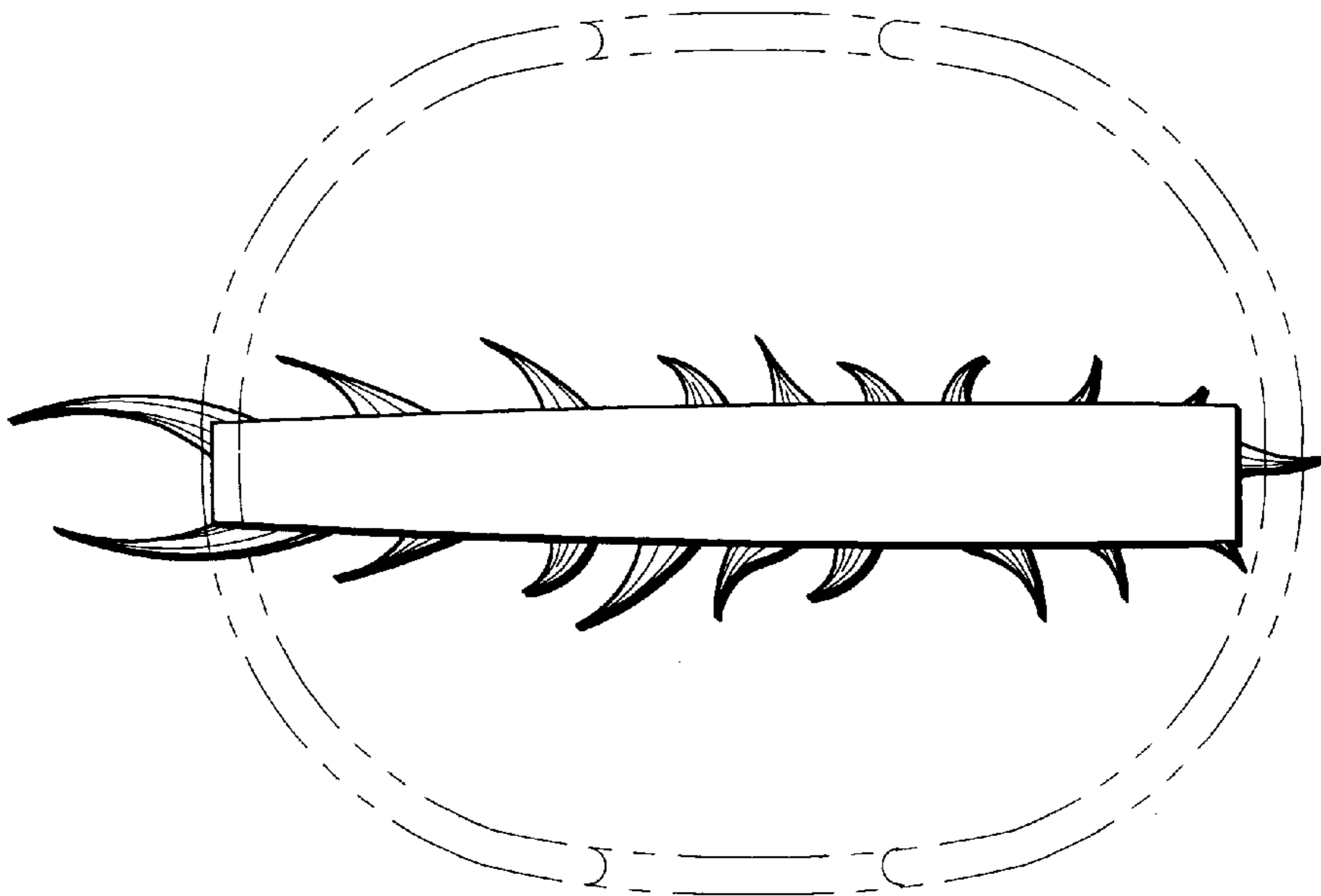
*FIG. -2*



*FIG. -3*



*FIG. -6*



*FIG. -7*