



US00D442735S

(12) **United States Design Patent**
Chu

(10) **Patent No.:** **US D442,735 S**

(45) **Date of Patent:** **** May 22, 2001**

(54) **ARM FOR LIGHTING FIXTURE**

(75) **Inventor:** **K. K. Chu**, Sanfokong (HK)

(73) **Assignee:** **Davoil, Inc.**

(**) **Term:** **14 Years**

(21) **Appl. No.:** **29/116,541**

(22) **Filed:** **Jan. 4, 2000**

(51) **LOC (7) Cl.** **26-99**

(52) **U.S. Cl.** **D26/155**

(58) **Field of Search** D26/72, 80-92,
D26/145, 155; 362/147, 431, 432, 404-408

(56) **References Cited**

U.S. PATENT DOCUMENTS

- D. 74,269 * 1/1928 Lipsky D26/155
- D. 91,114 * 11/1933 Hildebrand D26/145
- D. 385,375 * 10/1997 Porter et al. D26/92 X

OTHER PUBLICATIONS

Abitare, "M.M.C." lamp at bottom right corner of p. 37, May 1985.*

* cited by examiner

Primary Examiner—Alan P. Douglas

Assistant Examiner—Linda Brooks

(74) *Attorney, Agent, or Firm*—Kenneth C. Hill



(57) **CLAIM**

The ornamental design for an arm for lighting fixture, as shown and described.

DESCRIPTION

FIG. 1 is a right side view of an arm for lighting fixture. FIG. 2 is a top view of an arm for lighting fixture. FIG. 3 is a left side view of an arm for lighting fixture. FIG. 4 is a bottom view of an arm for lighting fixture. FIG. 5 is a front view of an arm for lighting fixture; and, FIG. 6 is a back view of an arm for lighting fixture.

1 Claim, 3 Drawing Sheets



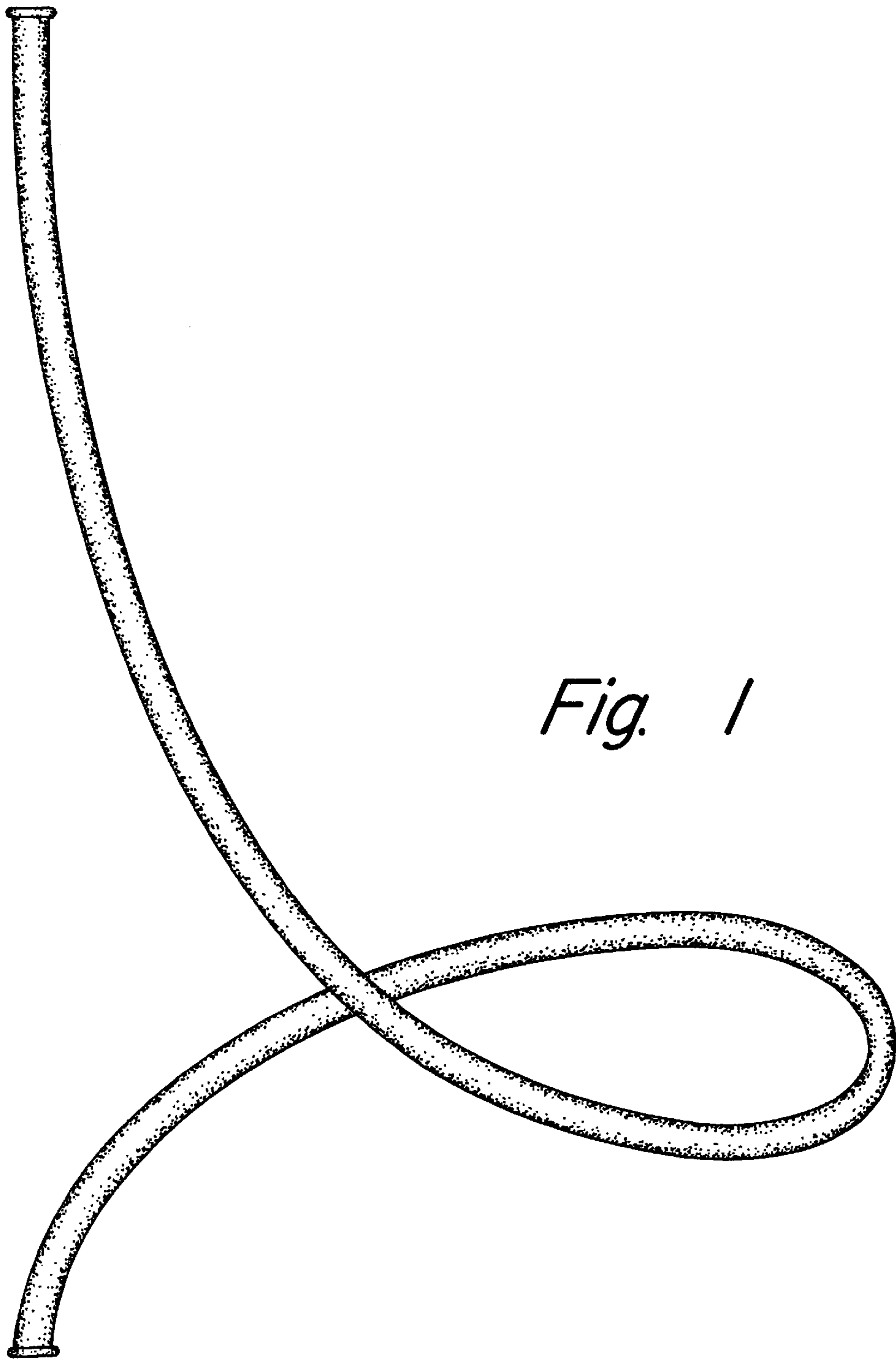


Fig. 1




Fig. 2

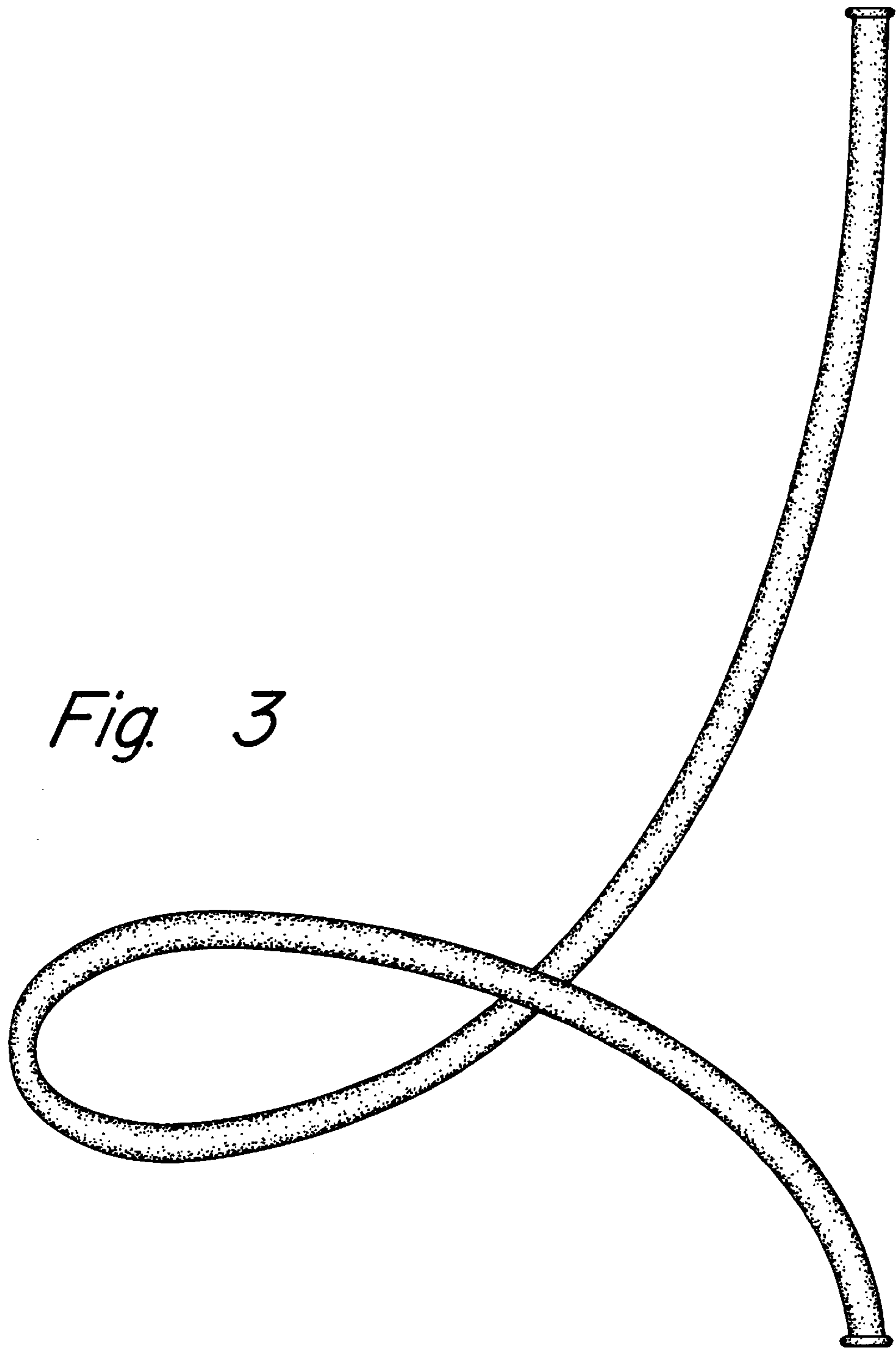


Fig. 3




Fig. 4




Fig. 5




Fig. 6