



US00D442716S

(12) **United States Design Patent**  
**Yuen**

(10) **Patent No.:** **US D442,716 S**

(45) **Date of Patent:** **\*\* May 22, 2001**

(54) **FLUORESCENT WORKING LIGHT**

(76) Inventor: **Se Kit Yuen**, 6/F Yau Lee Centre, 45  
Hoi Yuen Road, Kwun Tong, Kowloon  
(HK)

(\*\*) Term: **14 Years**

(21) Appl. No.: **29/131,592**

(22) Filed: **Oct. 23, 2000**

(51) **LOC (7) Cl.** ..... **26-02**

(52) **U.S. Cl.** ..... **D26/42**

(58) **Field of Search** ..... D26/37-50; 362/157,  
362/158, 171, 173, 183-208

(56) **References Cited**

**U.S. PATENT DOCUMENTS**

D. 346,871	*	5/1994	Yeller	.....	D26/42
D. 383,230	*	9/1997	Yuen	.....	D26/42
D. 399,578	*	10/1998	Yuen	.....	D26/42

\* cited by examiner

*Primary Examiner*—Marcus A. Jackson

(74) *Attorney, Agent, or Firm*—Raymond Y. Chan; David  
and Raymond Patent Group

(57) **CLAIM**

The ornamental design for a fluorescent working light, as  
shown.

**DESCRIPTION**

FIG. 1 is a perspective view showing my new design.

FIG. 2 is a front view thereof.

FIG. 3 is a front view thereof.

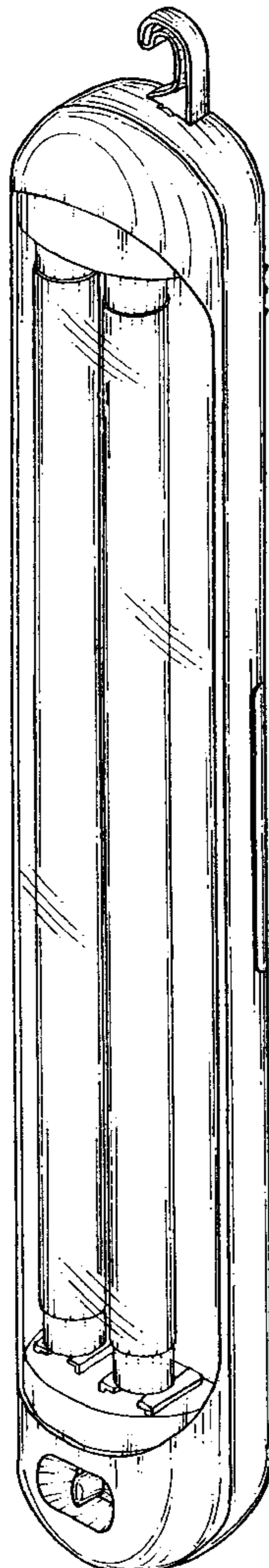
FIG. 4 is a left end view thereof.

FIG. 5 is a right end view thereof.

FIG. 6 is a top view thereof; and,

FIG. 7 is a bottom view thereof.

**1 Claim, 7 Drawing Sheets**



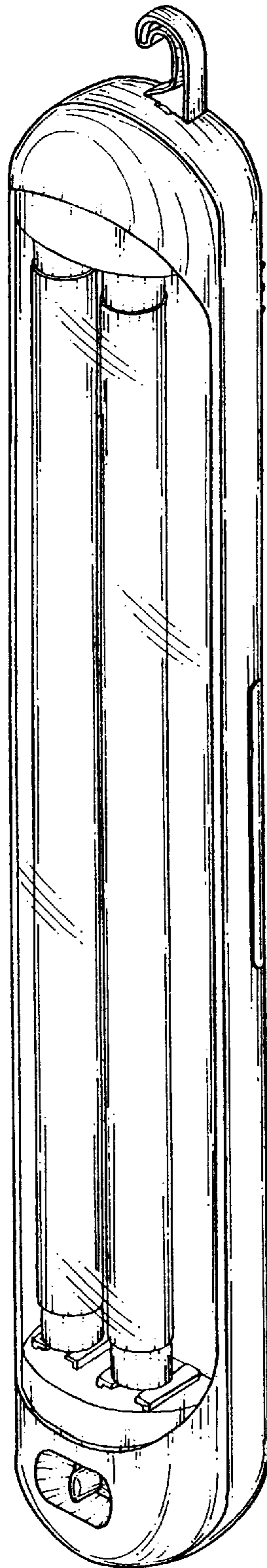


FIG.1




FIG.2

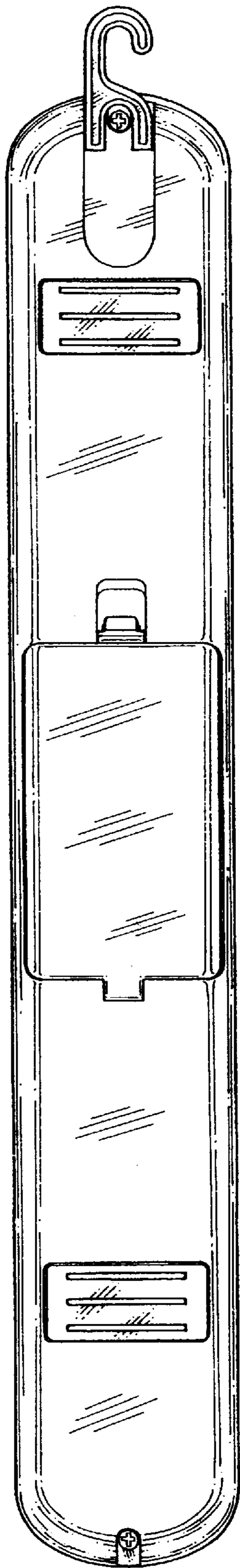


FIG.3



FIG.4

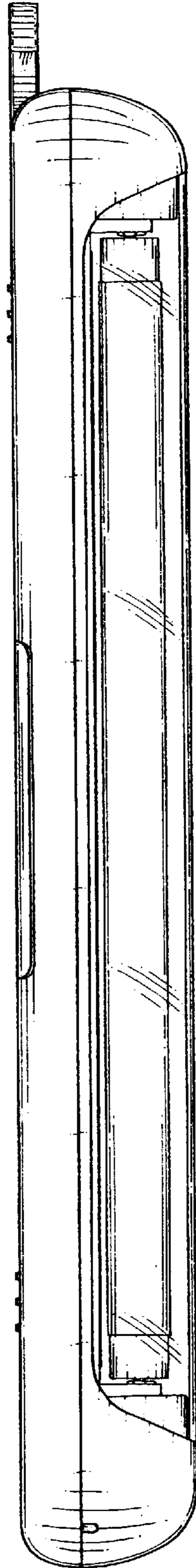


FIG.5

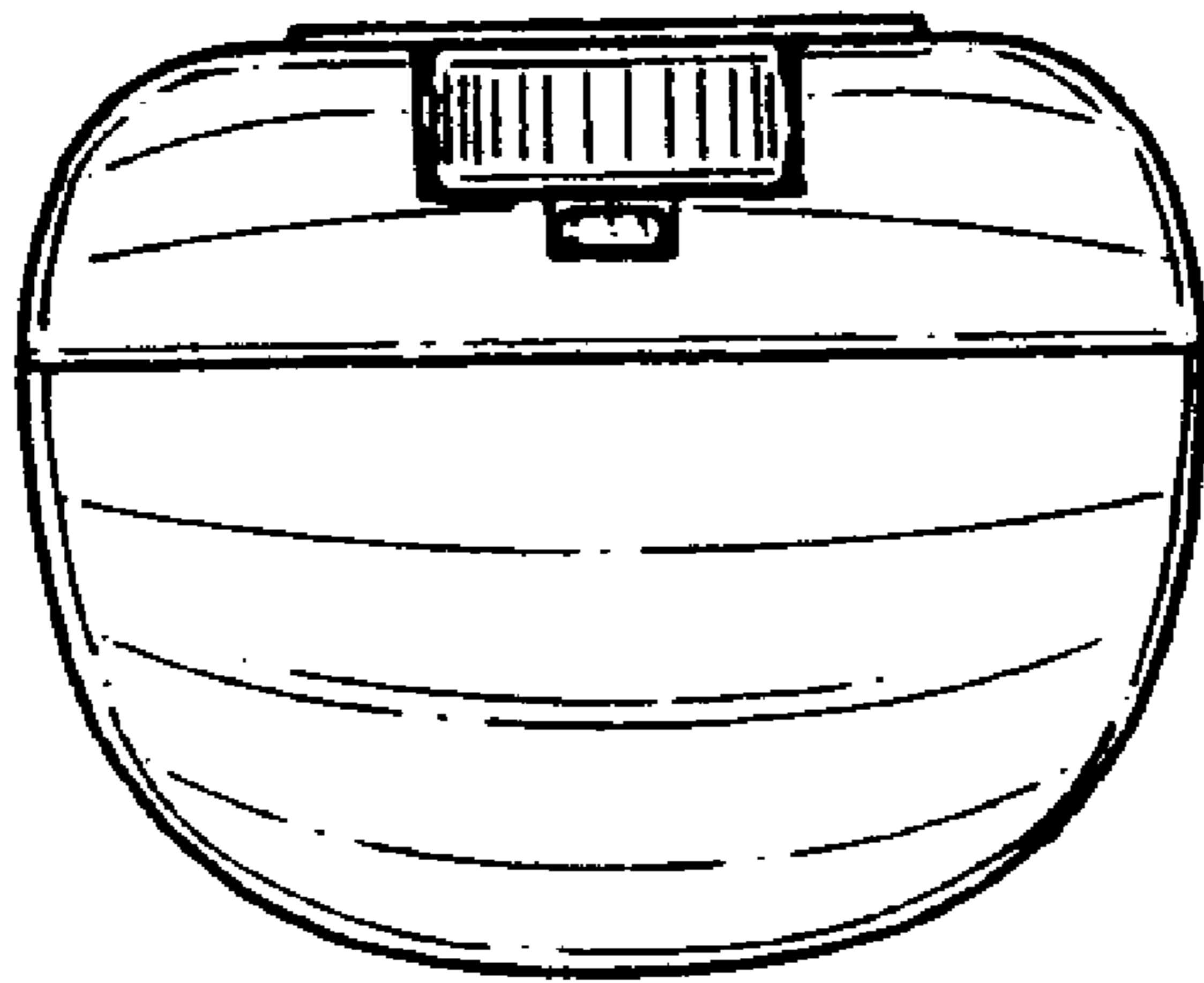


FIG.6

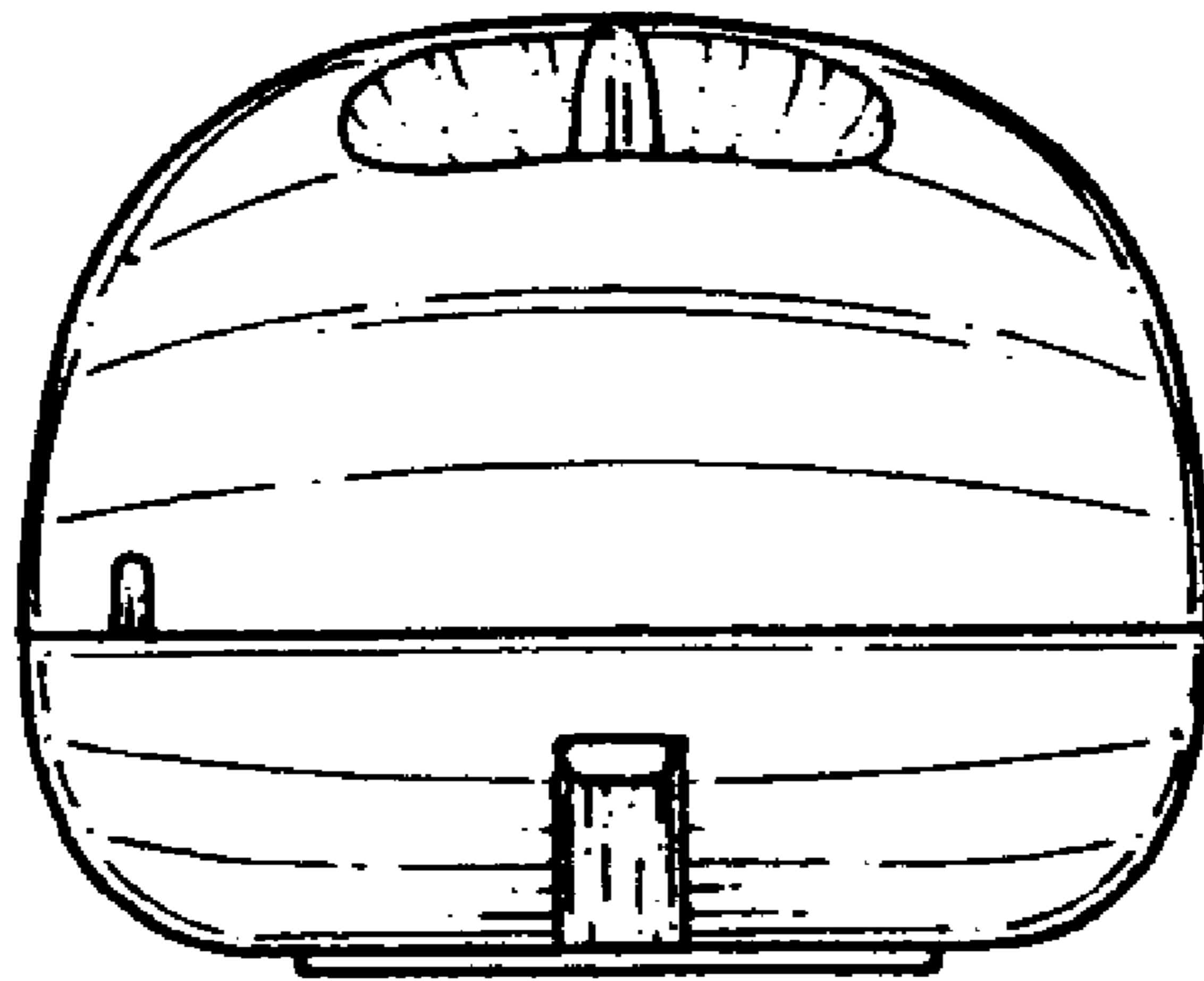


FIG. 7