



US00D442715S

(12) **United States Design Patent**  
**Hung**

(10) **Patent No.:** **US D442,715 S**

(45) **Date of Patent:** **\*\* May 22, 2001**

(54) **ILLUMINATING TOOL**

(76) Inventor: **Kun Chih Hung**, No. 56, Shin Ren 3rd Street, Ta Li City, Taichung Hsien (TW)

(\*\*) Term: **14 Years**

(21) Appl. No.: **29/132,976**

(22) Filed: **Nov. 21, 2000**

(51) **LOC (7) Cl.** ..... **26-02**

(52) **U.S. Cl.** ..... **D26/38**

(58) **Field of Search** ..... D26/37-50; D62/157, D62/158, 171, 173, 175, 183-208

(56) **References Cited**

**U.S. PATENT DOCUMENTS**

- D. 378,141 \* 2/1997 Yuen ..... D26/42
- D. 419,252 \* 1/2000 Hit ..... D26/38
- D. 422,728 \* 4/2000 Yuen ..... D26/38

\* cited by examiner

*Primary Examiner*—Marcus A. Jackson  
(74) *Attorney, Agent, or Firm*—Rosenberg, Klein & Lee


(57) **CLAIM**

The ornamental design for an illuminating tool, as shown and as described.

**DESCRIPTION**

FIG. 1 is a perspective view of an illuminating tool showing my invention;  
 FIG. 2 is a front view thereof;  
 FIG. 3 is a rear view thereof;  
 FIG. 4 is a left side view thereof;  
 FIG. 5 is a right side view thereof;  
 FIG. 6 is a top view thereof; and,  
 FIG. 7 is a bottom view thereof.

**1 Claim, 4 Drawing Sheets**






FIG . 1

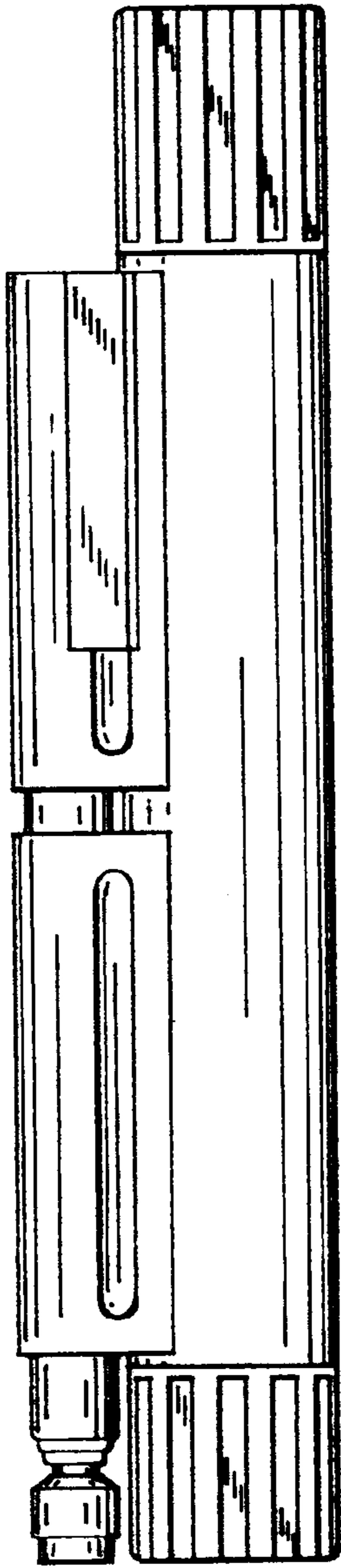


FIG. 2

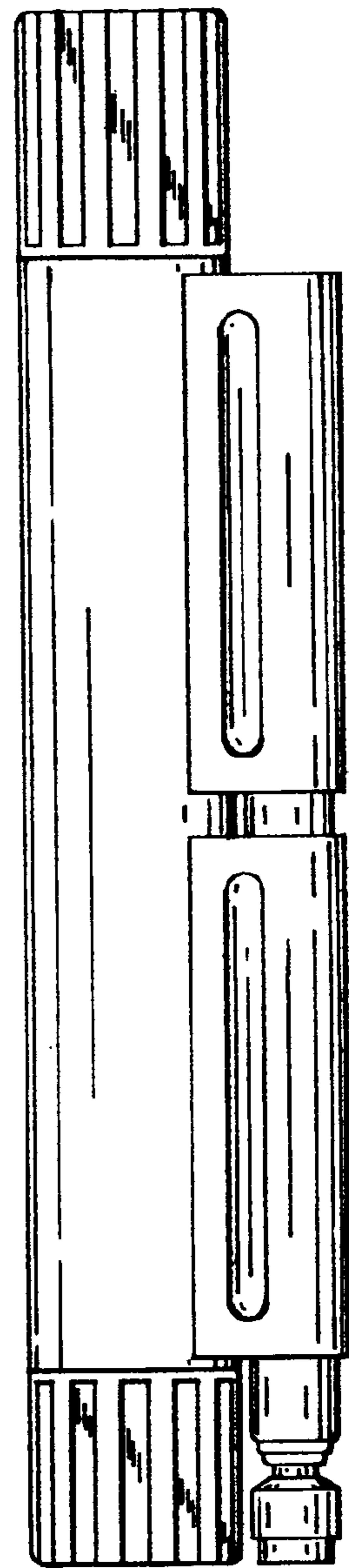


FIG. 3

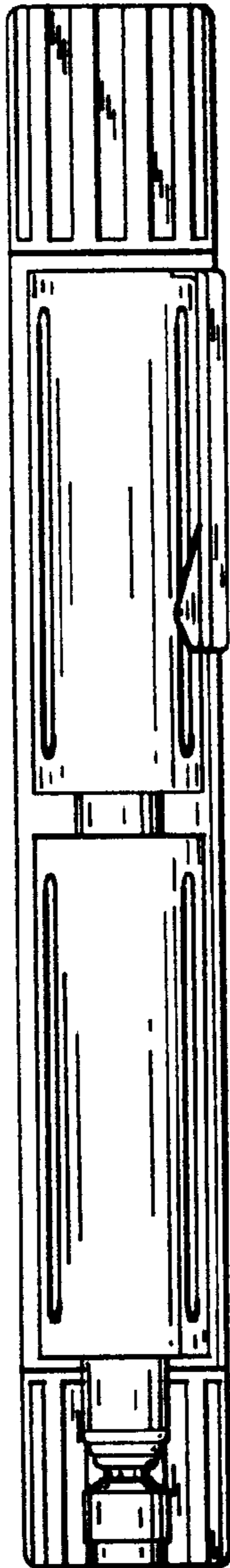


FIG. 4




FIG. 5

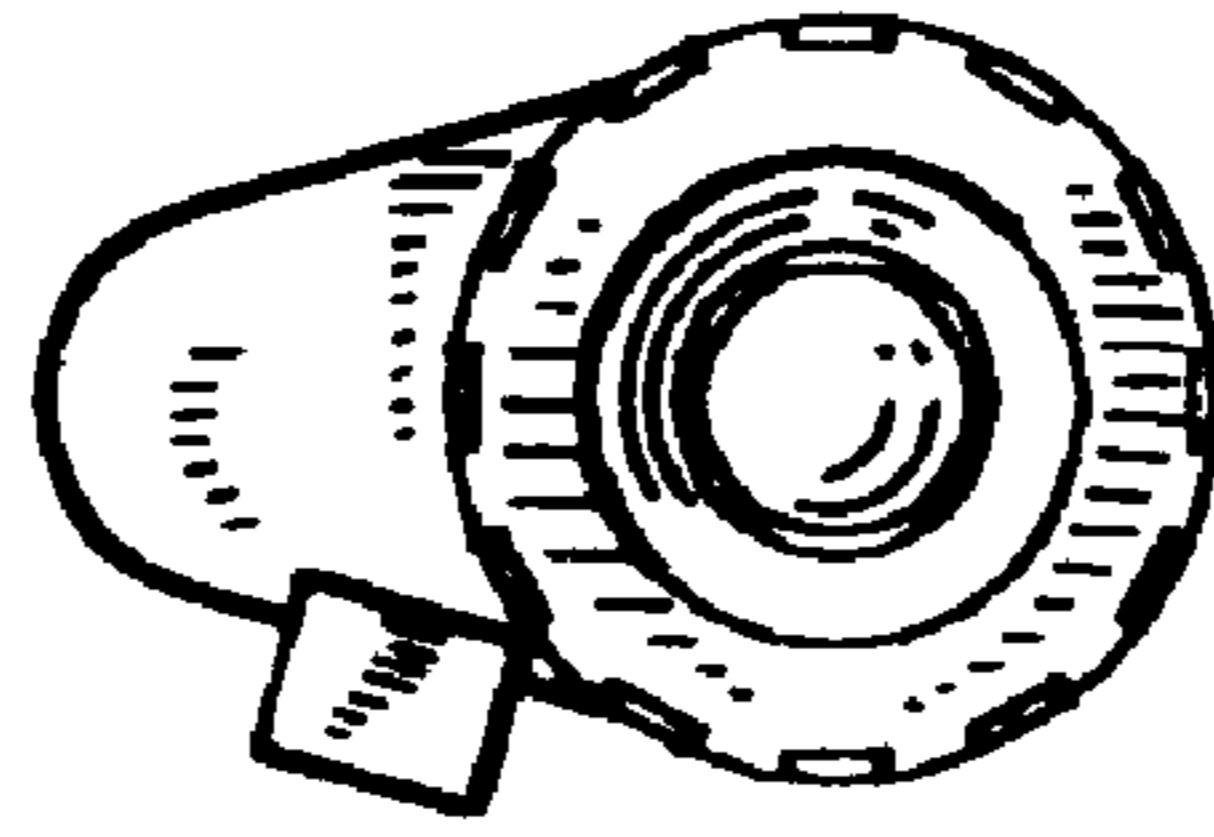


FIG. 6

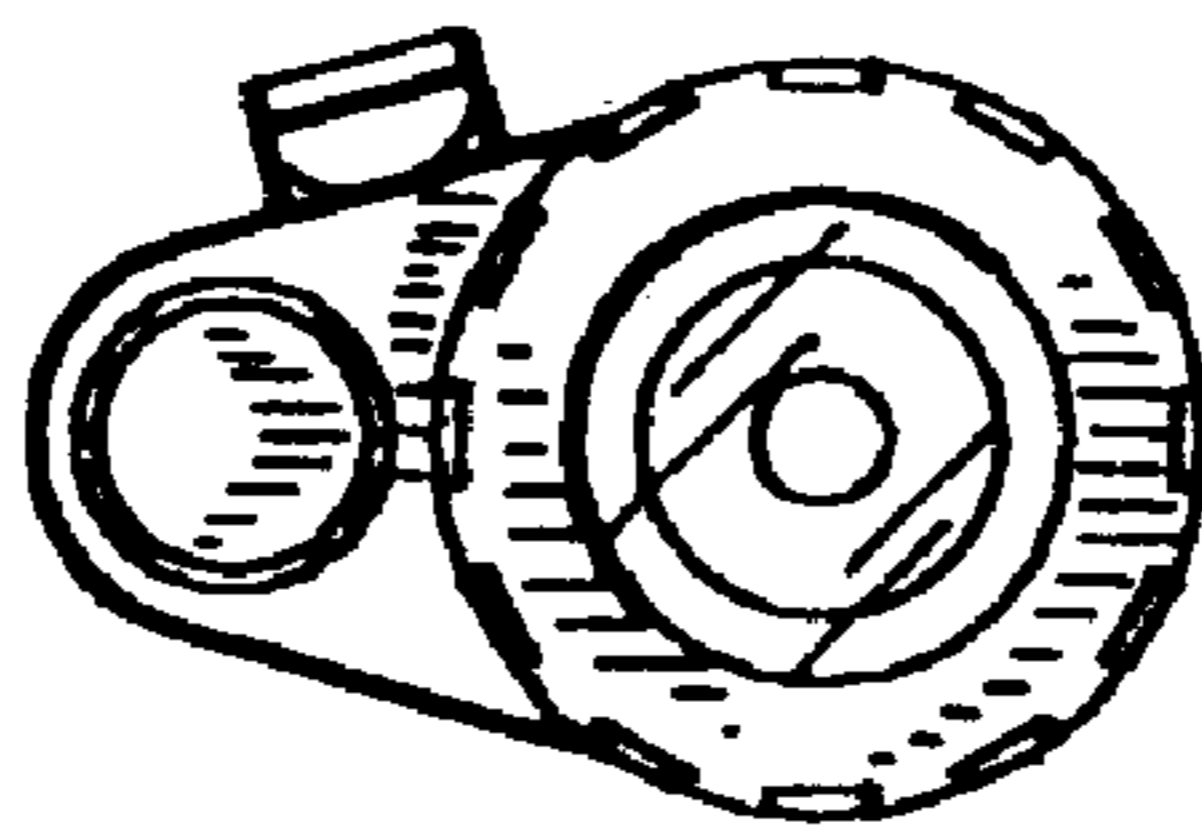


FIG. 7