



US00D442698S

(12) **United States Design Patent**  
**Sawdon**

(10) **Patent No.:** **US D442,698 S**

(45) **Date of Patent:** **\*\* May 22, 2001**

(54) **CONSERVATORY**

(75) **Inventor:** **Edwin G. Sawdon, St. Clair, MI (US)**

(73) **Assignee:** **BTM Corporation, Marysville, MI (US)**

(\*\*) **Term:** **14 Years**

(21) **Appl. No.:** **29/130,538**

(22) **Filed:** **Sep. 26, 2000**

(51) **LOC (7) Cl.** ..... **25-03**

(52) **U.S. Cl.** ..... **D25/19**

(58) **Field of Search** ..... **52/80.1; 47/17; D25/15, 19**

(56) **References Cited**

**U.S. PATENT DOCUMENTS**

D. 396,115	*	7/1998	Zobel, Jr.	.....	D25/19
4,878,330	*	11/1989	Machin	.....	52/80.1
5,813,169	*	9/1998	Engerman	.....	47/17

\* cited by examiner

*Primary Examiner*—Doris Clark  
(74) *Attorney, Agent, or Firm*—Harness, Dickey & Pierce, P.L.C.

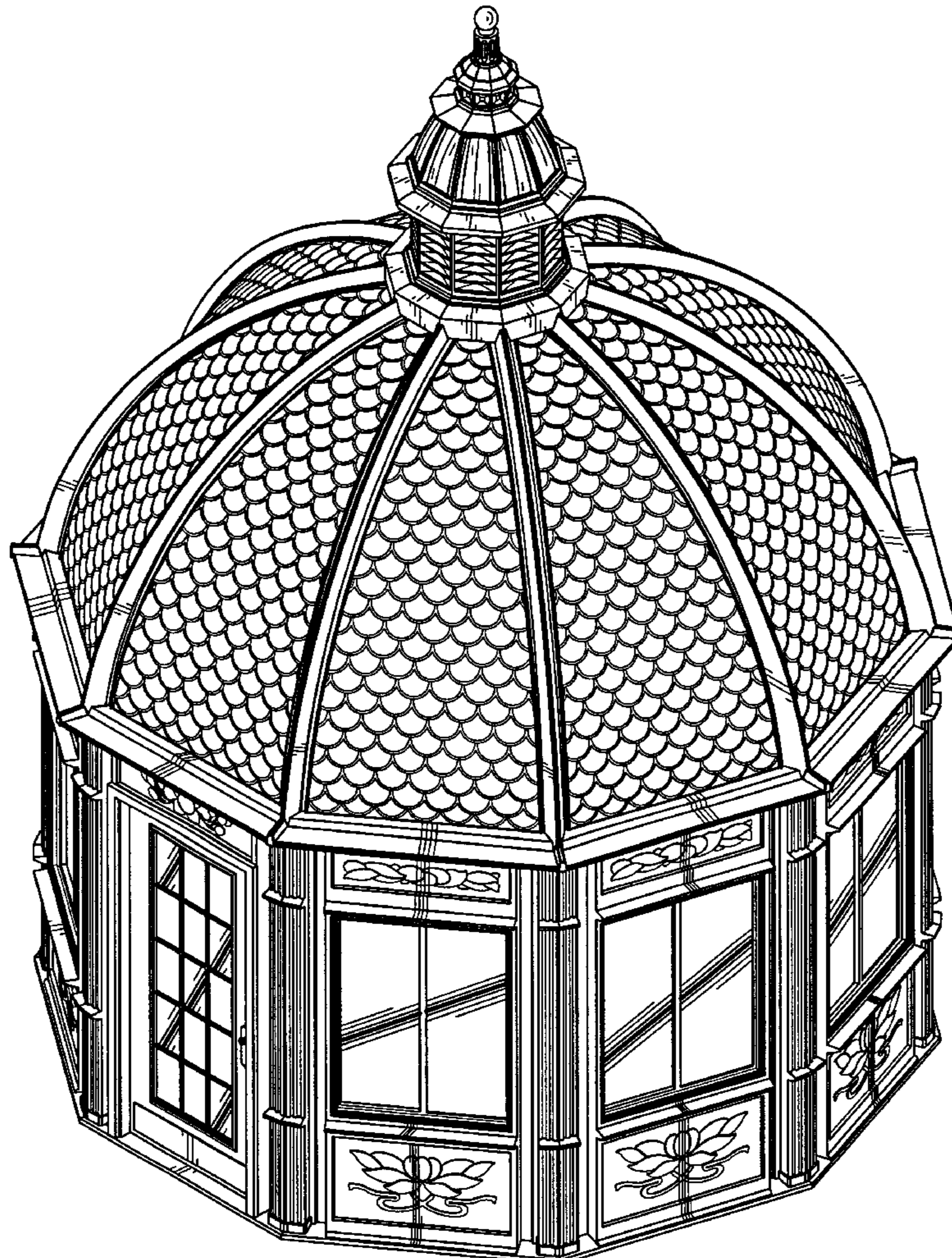
(57) **CLAIM**

The ornamental design for a conservatory, as shown and described.

**DESCRIPTION**

FIG. 1 is a perspective view of the conservatory of the present invention;  
FIG. 2 is an elevational view of the front of the conservatory of the present invention;  
FIG. 3 is a side elevational view of the conservatory of the present invention;  
FIG. 4 is the opposite side elevational view of the conservatory of the present invention;  
FIG. 5 is an elevational view of the rear of the conservatory of the present invention; and,  
FIG. 6 is a top plan view of the conservatory of the present invention.

**1 Claim, 6 Drawing Sheets**






Figure - 1




Figure - 2




Figure - 3




Figure - 4




Figure - 5




Figure - 6