



US00D442697S

(12) **United States Design Patent**
Hajianpour

(10) **Patent No.:** **US D442,697 S**

(45) **Date of Patent:** **** May 22, 2001**

(54) **ACCESSORY TRAY FOR HIP REPLACEMENT SURGERY**

5,311,990 * 5/1994 Kalinski 206/370
5,779,053 * 7/1998 Partika et al. 206/370 X

(76) **Inventor:** **Mohammed Ali Hajianpour**, 1706 Vestal Dr., Coral Springs, FL (US) 33071

* cited by examiner

Primary Examiner—Stella Reid

Assistant Examiner—I Simmons

(**) **Term:** **14 Years**

(74) *Attorney, Agent, or Firm*—Ronald V. Davidge

(21) **Appl. No.:** **29/078,475**

(57) **CLAIM**

(22) **Filed:** **Oct. 27, 1997**

The ornamental design for an accessory tray for hip replacement surgery, as shown and described.

(51) **LOC (7) Cl.** **24-02**

DESCRIPTION

(52) **U.S. Cl.** **D24/229**

(58) **Field of Search** D24/229, 227, D24/230; 206/363, 370; 211/70.6, 70.1

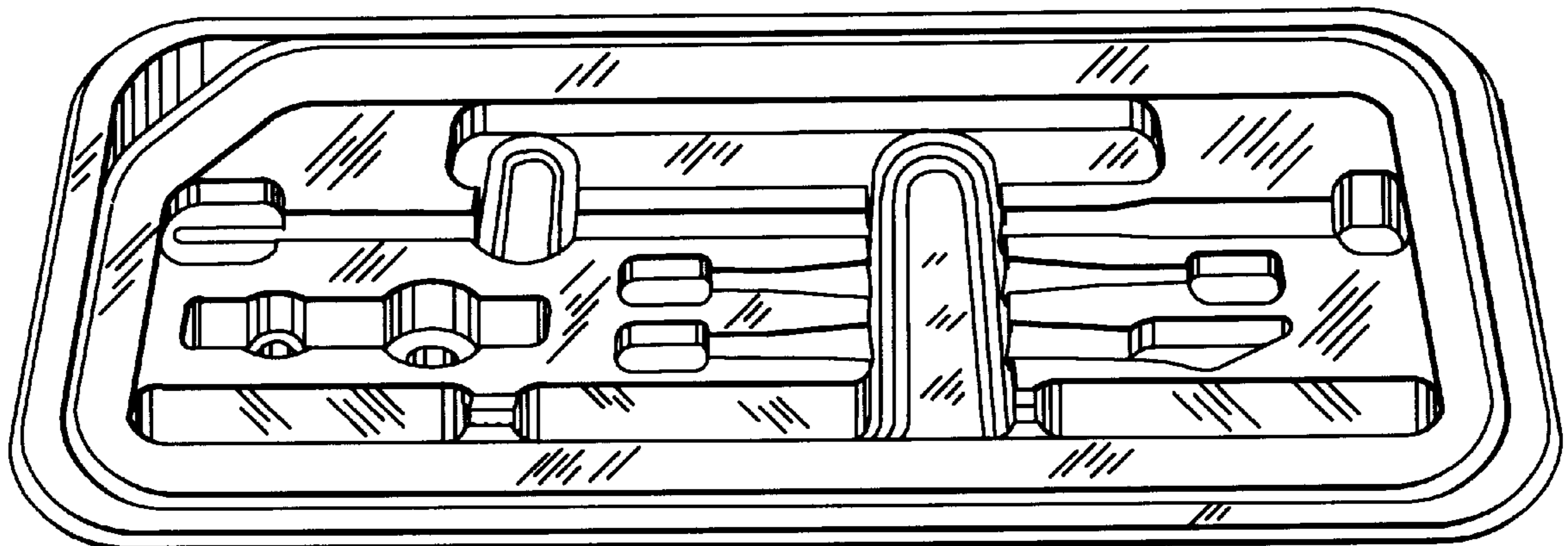
FIG. 1 is a front top perspective view of the accessory tray for hip replacement surgery showing my design; FIG. 2 is a top plan view thereof; FIG. 3 is a front elevational view thereof; FIG. 4 is a rear elevational view thereof; FIG. 5 is a right elevational view thereof; FIG. 6 is a left elevational view thereof; and, FIG. 7 is a bottom plan view thereof.

(56) **References Cited**

U.S. PATENT DOCUMENTS

- D. 202,013 * 8/1965 Hamilton D24/229
- D. 337,830 * 7/1993 Coyne et al. D24/227 X
- D. 376,652 * 12/1996 Hunt et al. D24/227
- 5,144,942 * 9/1992 Decarie et al. 206/370 X

1 Claim, 2 Drawing Sheets



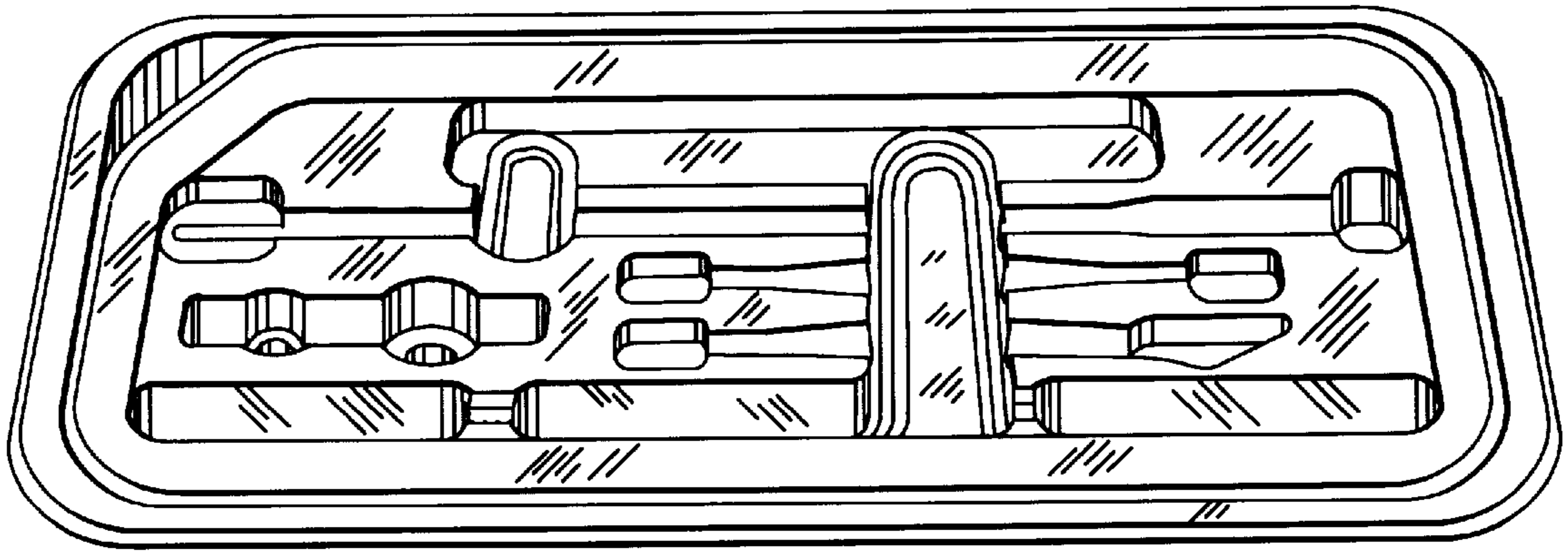


FIG. 1.

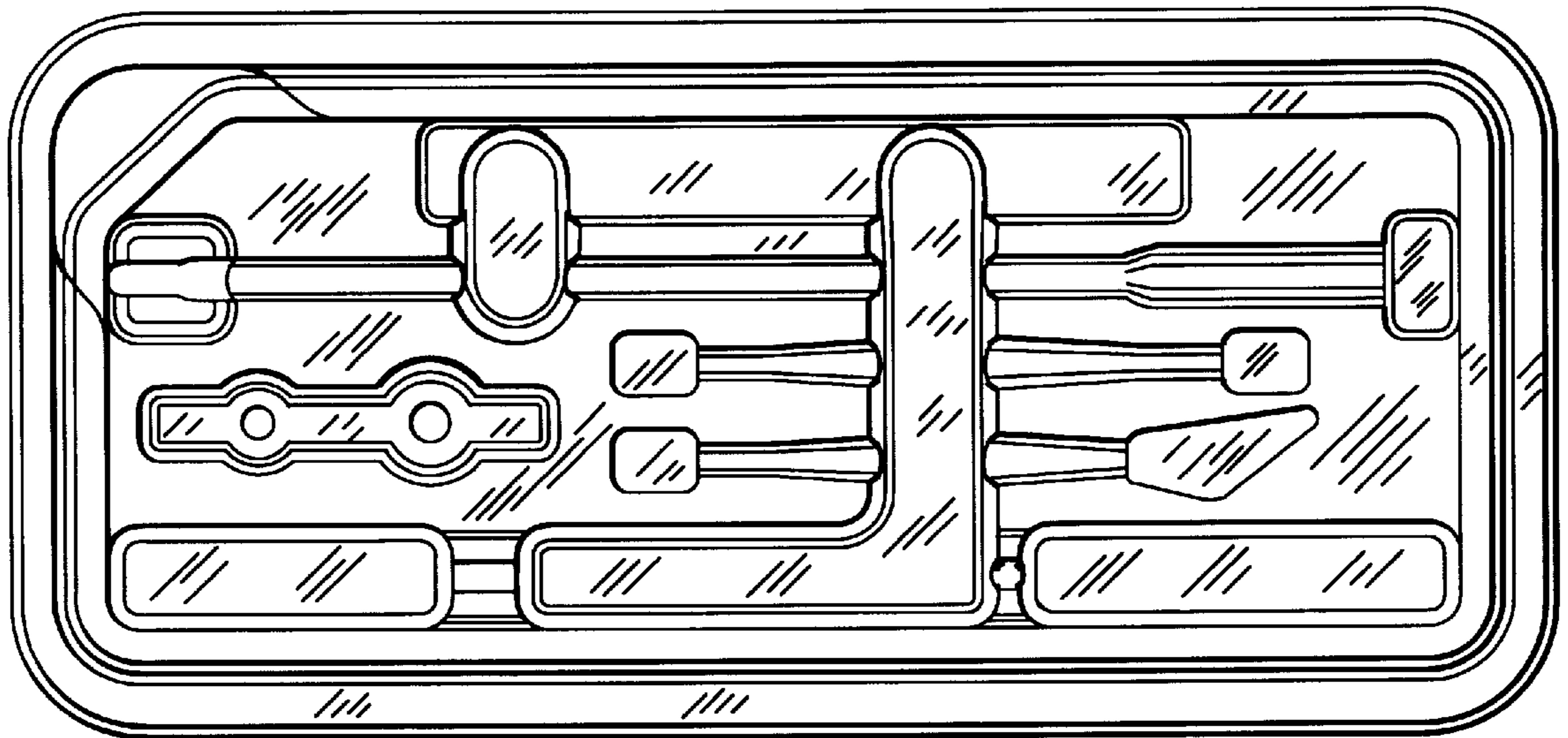


FIG. 2.




FIG. 3.




FIG. 4.

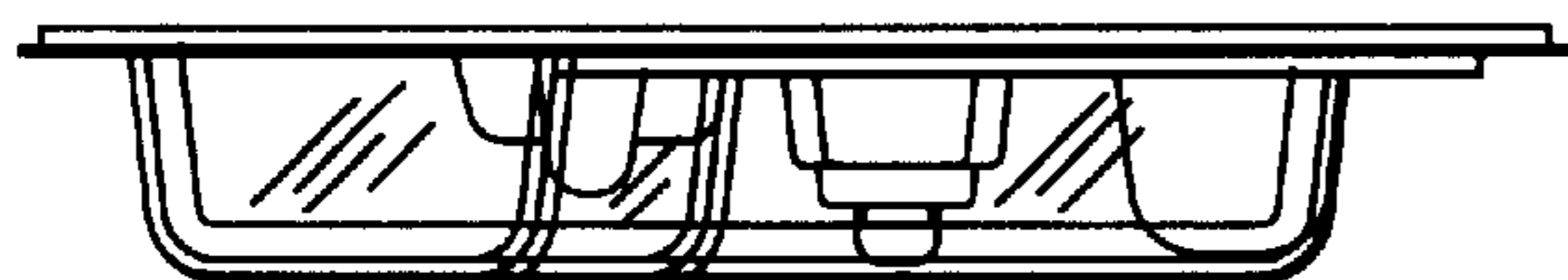


FIG. 5.

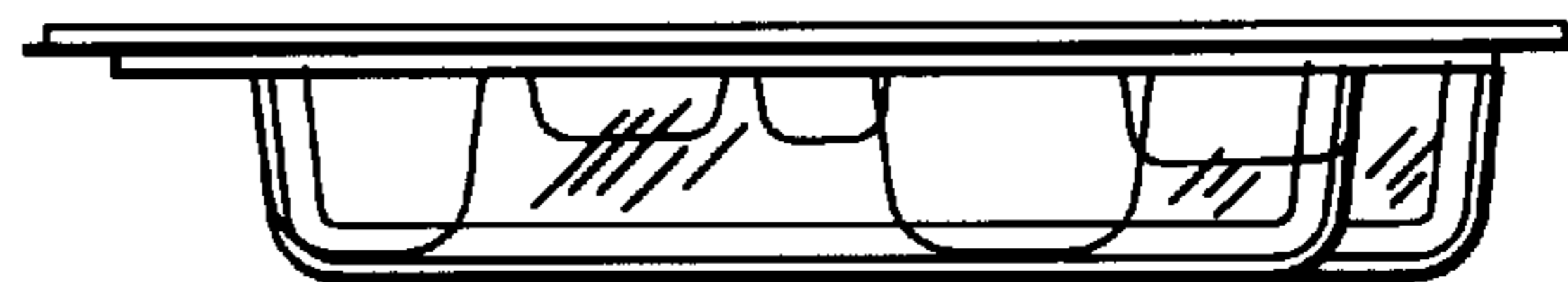


FIG. 6.

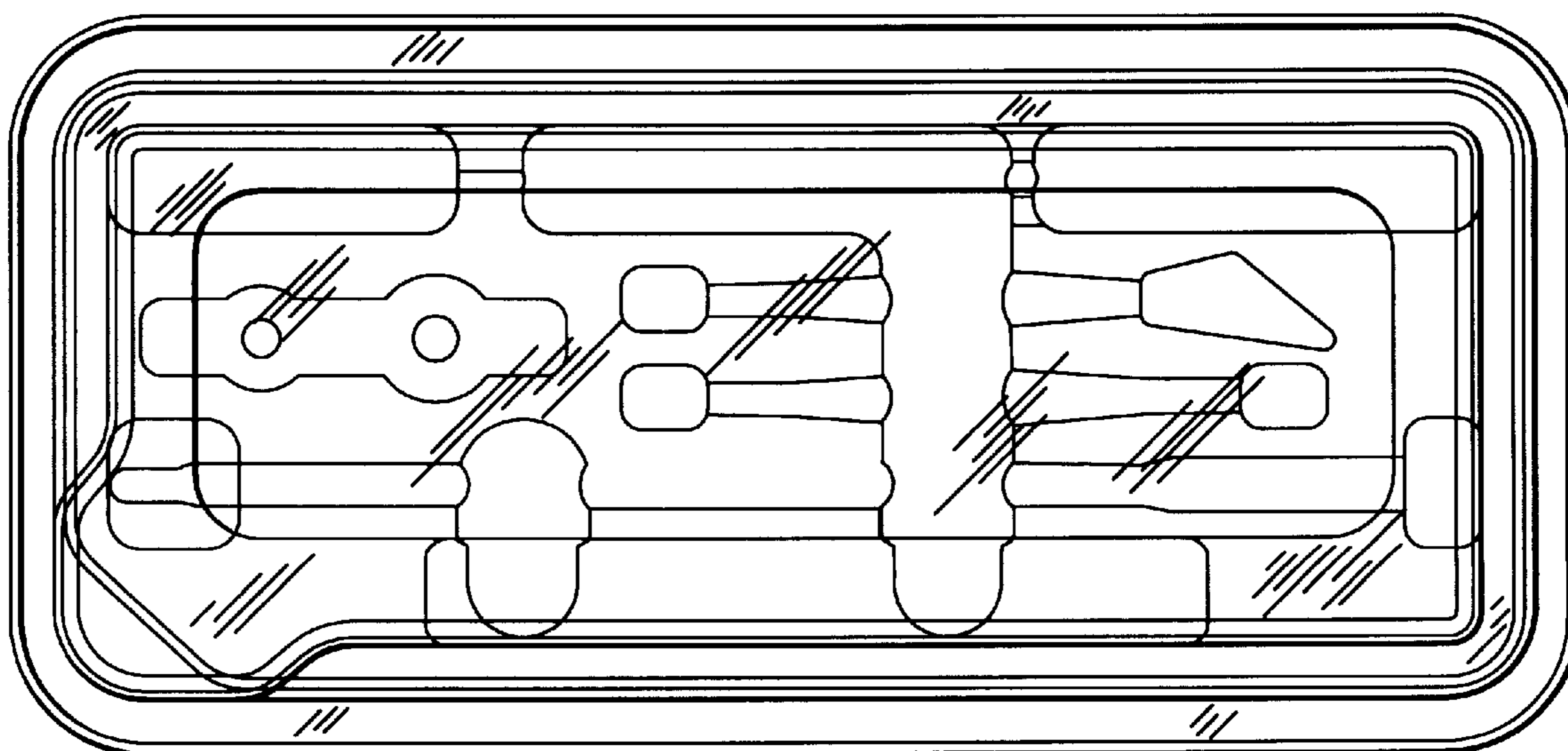


FIG. 7.