



US00D442686S

(12) **United States Design Patent**
Kennedy

(10) **Patent No.:** **US D442,686 S**

(45) **Date of Patent:** **** May 22, 2001**

(54) **MALE SHIELD**

(76) Inventor: **Martha J. Kennedy**, 3458 Bayou Crossing, Shreveport, LA (US) 71105

(**) Term: **14 Years**

(21) Appl. No.: **29/123,596**

(22) Filed: **May 22, 2000**

(51) **LOC (7) Cl.** **24-04**

(52) **U.S. Cl.** **D24/124; D24/125**

(58) **Field of Search** D24/124, 125, D24/126; 2/268, 460; 450/86, 87, 88; 604/358, 385.01, 385.07, 388, 386, 387; D2/853, 856

(56) **References Cited**

U.S. PATENT DOCUMENTS

D. 432,233	*	10/2000	Stasi et al.	D24/124
2,436,977	*	3/1948	Stevens	450/37
4,453,938	*	6/1984	Brendling	604/346
4,627,846	*	12/1986	Ternstrom	604/349
4,700,699	*	10/1987	Tollerud et al.	604/358

5,038,409	*	8/1991	Nager et al.	2/56
5,149,336	*	9/1992	Clarke et al.	604/388
5,702,381	*	12/1997	Cottenden	604/385.1

* cited by examiner

Primary Examiner—Stella Reid

(74) *Attorney, Agent, or Firm*—John M. Harrison


(57) **CLAIM**

The ornamental design for a male shield, as shown and described.

DESCRIPTION

FIG. 1 is a front perspective view of the male shield, showing my new design;
FIG. 2 is a rear perspective view of the male shield;
FIG. 3 is a front elevational view thereof;
FIG. 4 is a rear elevational view thereof;
FIG. 5 is a bottom view thereof;
FIG. 6 is a top view thereof; and,
FIG. 7 is a side view of the male shield illustrated in FIGS. 1–6, both sides being identical.

1 Claim, 2 Drawing Sheets






FIG. 1

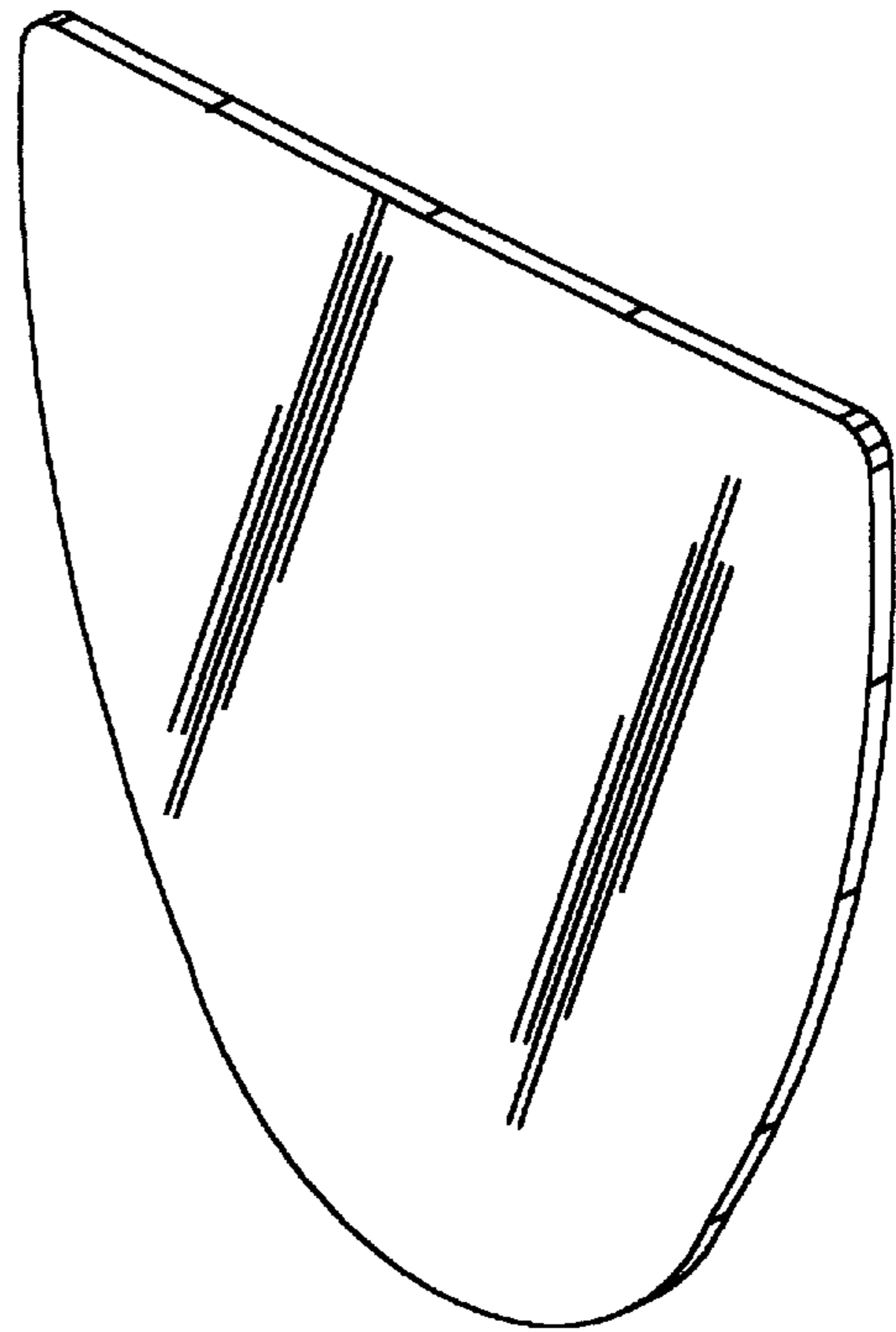


FIG. 2




FIG. 3

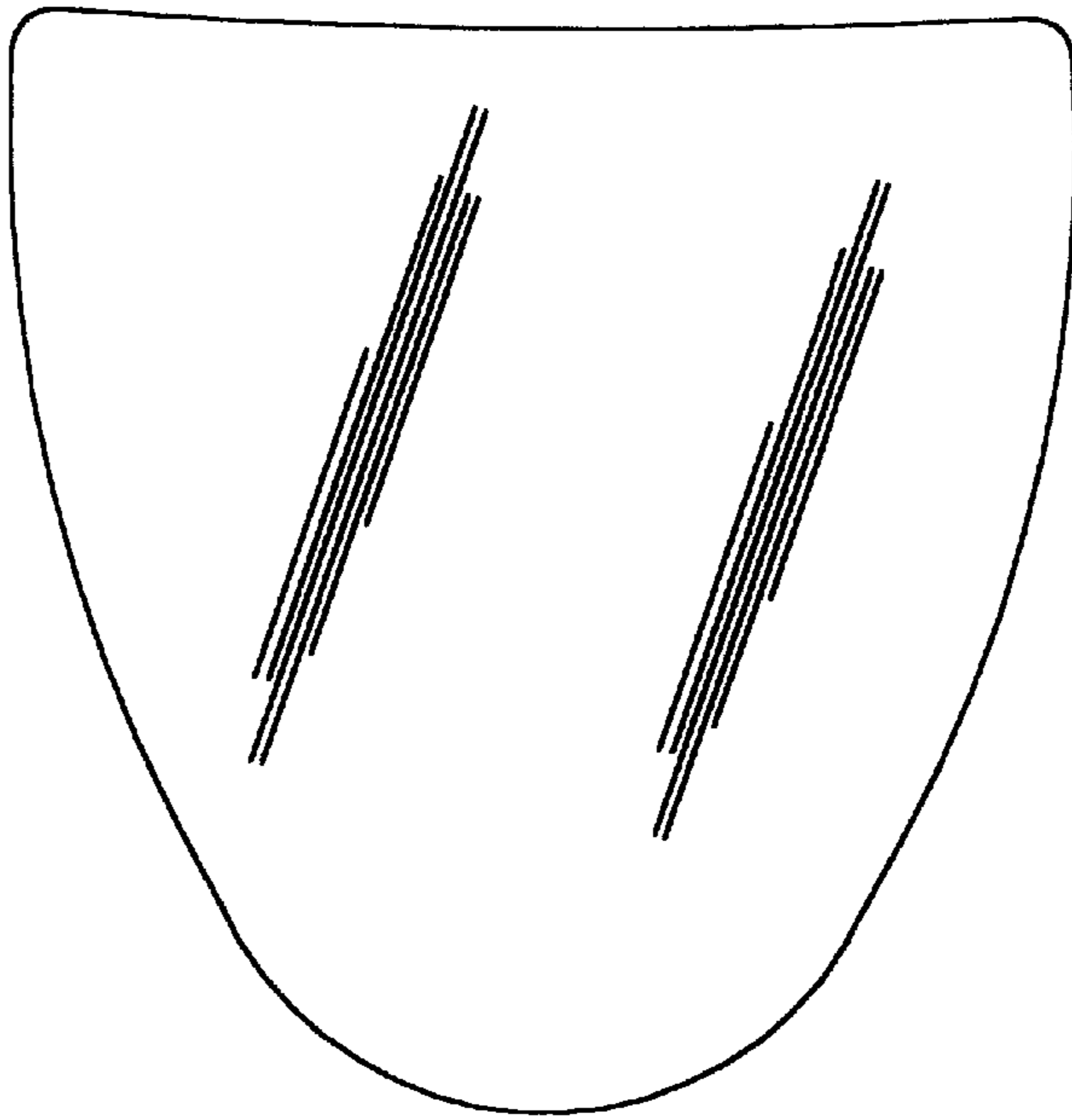


FIG. 4

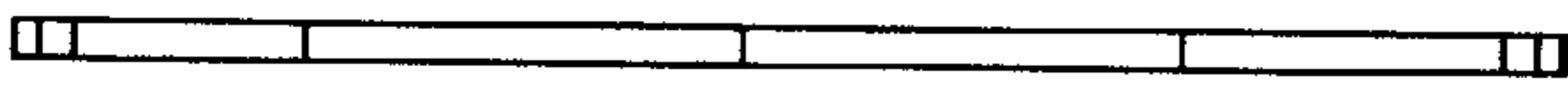


FIG. 5

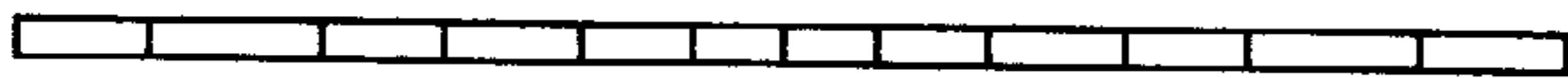


FIG. 6



FIG. 7