



US00D442667S

(12) **United States Design Patent**
Puccio

(10) **Patent No.:** **US D442,667 S**

(45) **Date of Patent:** **** May 22, 2001**

(54) **FISHING JIG**

D. 326,891 * 6/1992 Hill et al. D22/126

D. 390,336 * 2/1998 Phelps D22/126

(75) Inventor: **Joseph A. Puccio**, Madison, WI (US)

* cited by examiner

(73) Assignee: **Bait Rigs Tackle Company**, Madison, WI (US)

Primary Examiner—Louis S. Zarfes

Assistant Examiner—Inga-Maria Hyttinen

(**) Term: **14 Years**

(74) *Attorney, Agent, or Firm*—Patricia Smith King

(21) Appl. No.: **29/124,804**

(57) **CLAIM**

(22) Filed: **Jun. 12, 2000**

I claim the ornamental design for a fishing jig, as shown.

(51) **LOC (7) Cl.** **22-05**

DESCRIPTION

(52) **U.S. Cl.** **D22/126**

FIG. 1 is an inverted left side elevational view of a fishing jig showing the new design;

(58) **Field of Search** D22/126, 130-133, D22/144; 43/42.1, 42.3, 42.36, 42.37, 42.4, 42.41

FIG. 2 is a top plan view thereof;

FIG. 3 is a front elevational view thereof;

FIG. 4 is a right side elevational view thereof;

FIG. 5 is a rear elevational view thereof; and,

FIG. 6 is a bottom plan view thereof.

(56) **References Cited**

U.S. PATENT DOCUMENTS

D. 322,835 * 12/1991 Snyder D22/126

1 Claim, 1 Drawing Sheet

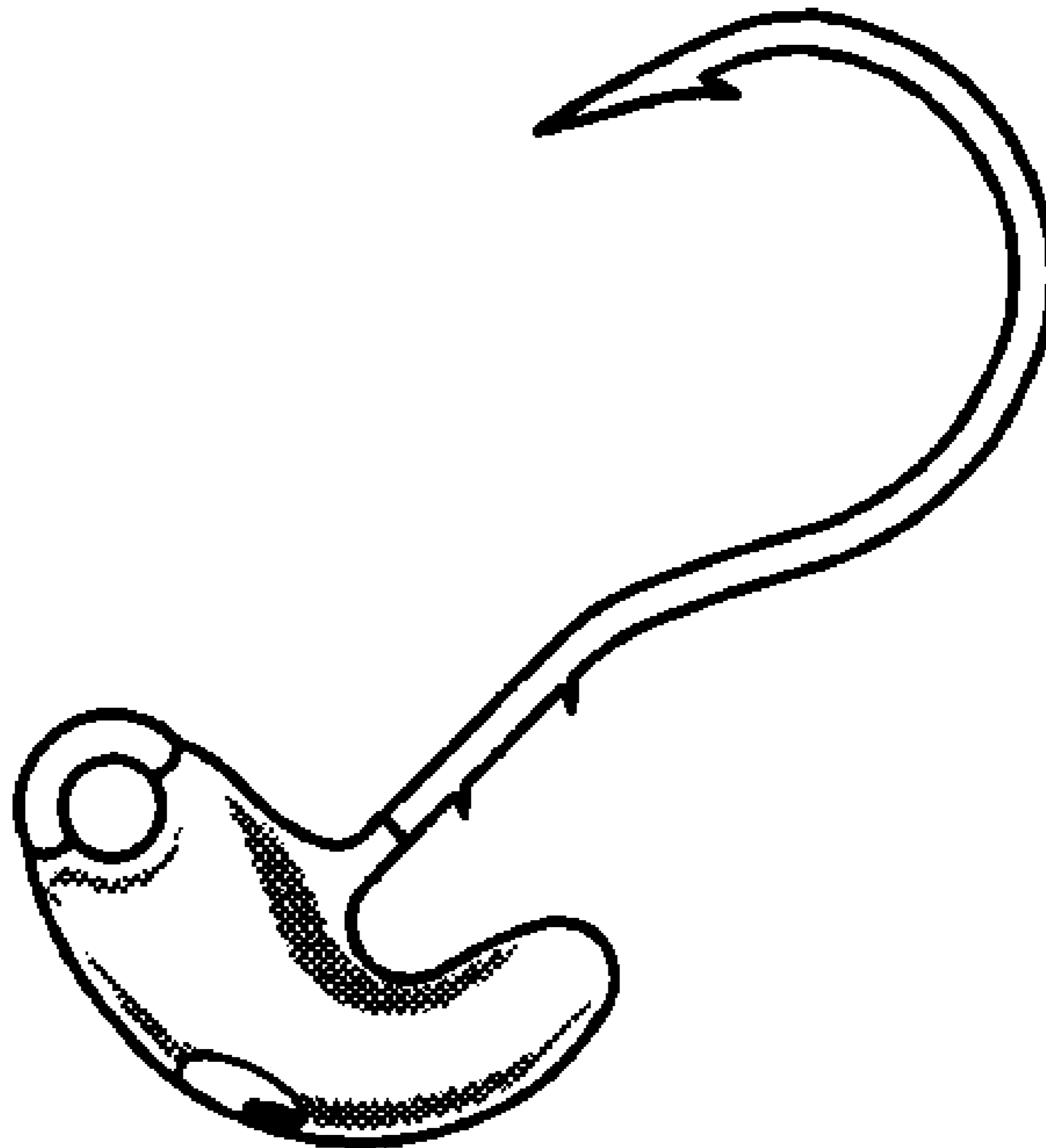


Figure 1

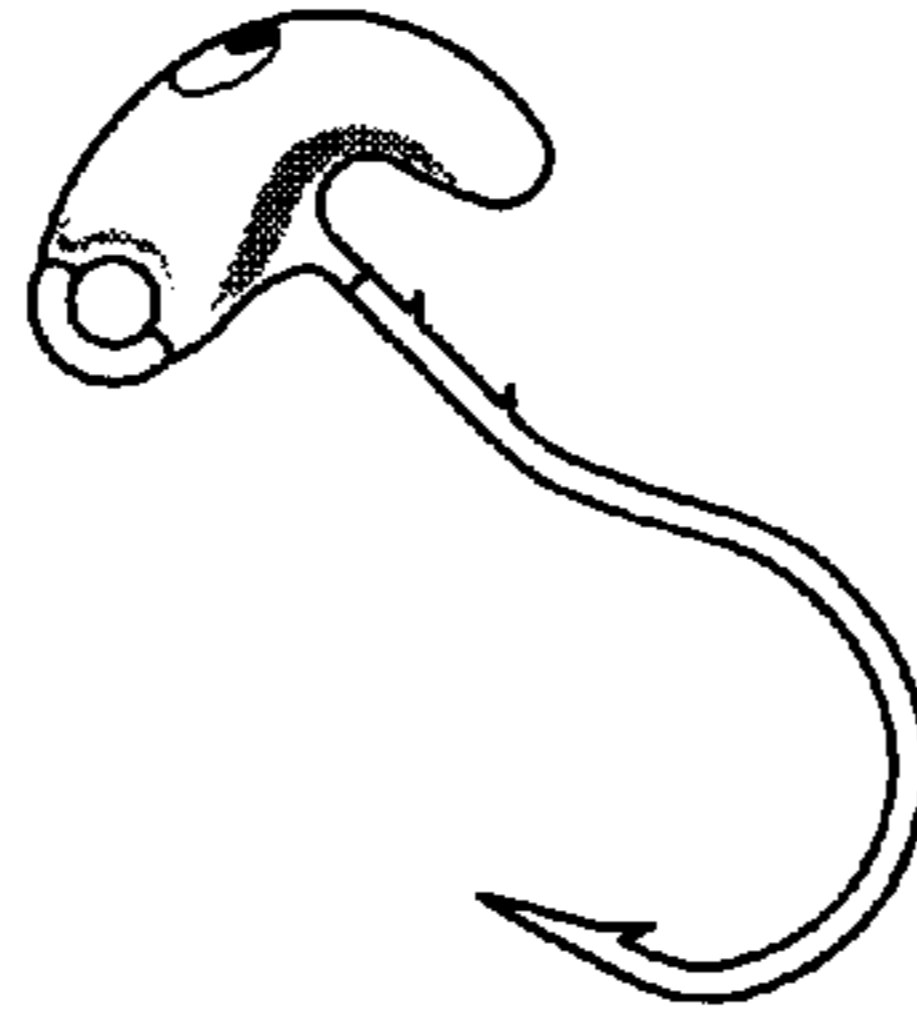


Figure 2

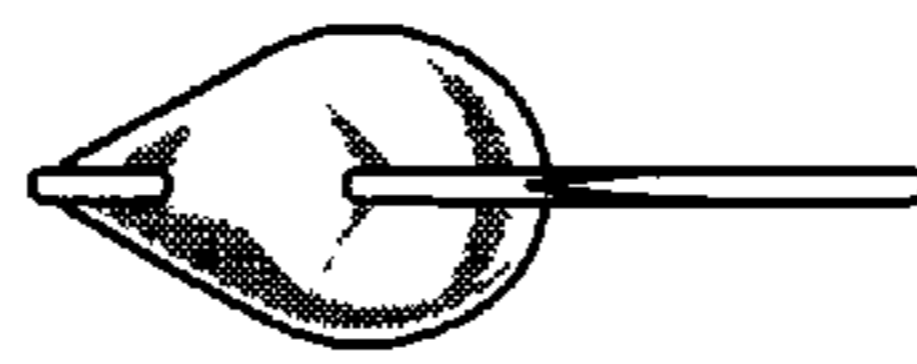


Figure 3

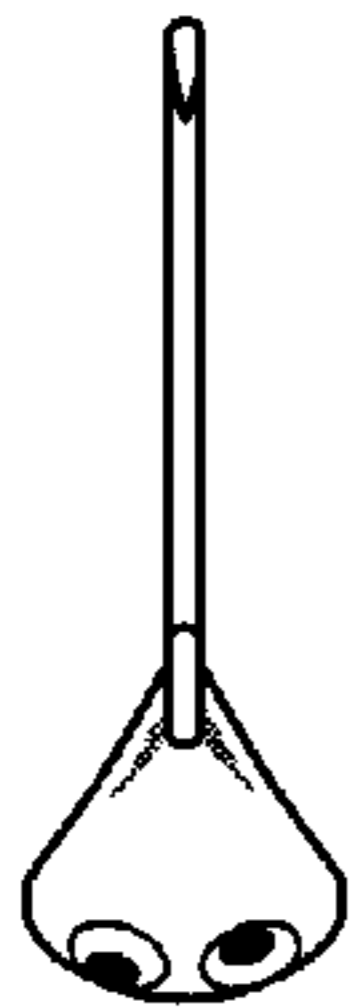


Figure 4

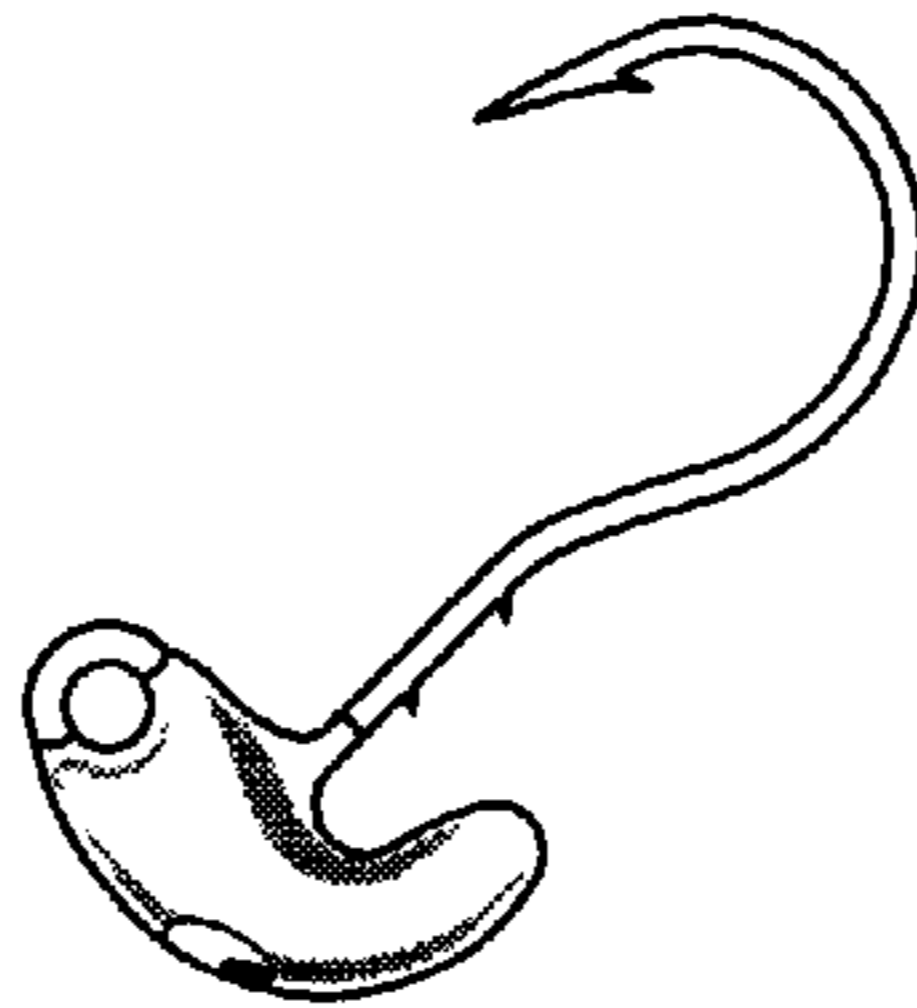


Figure 5

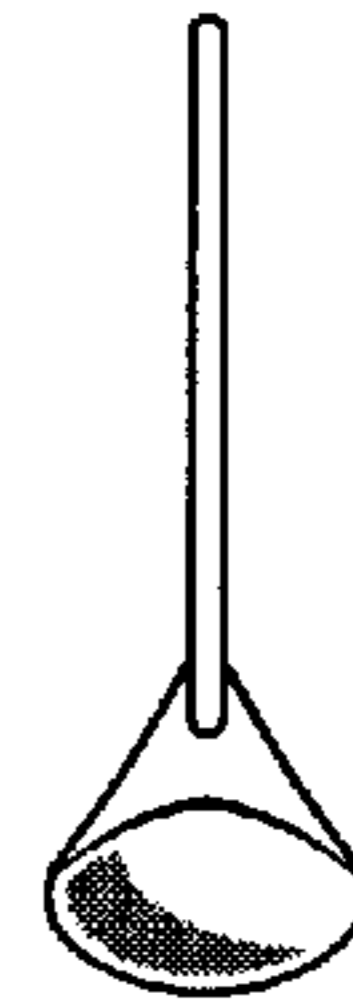


Figure 6

