



US00D442654S

(12) **United States Design Patent**
Buchanan

(10) **Patent No.:** **US D442,654 S**

(45) **Date of Patent:** **** May 22, 2001**

(54) **WEIGHT**

5,203,753 * 4/1993 Rothhammer 482/111
5,692,996 * 12/1997 Wideman 482/106
5,853,355 * 12/1998 Standish 482/106

(76) Inventor: **Matthew D. Buchanan**, 415 N. Fair St., Olney, IL (US) 62450

(**) Term: **14 Years**

* cited by examiner

(21) Appl. No.: **29/117,558**

Primary Examiner—Philip S. Hyder
(74) *Attorney, Agent, or Firm*—Polster, Lieder, Woodruff & Lucchesi, LLC

(22) Filed: **Jan. 27, 2000**

(51) **LOC (7) Cl.** **21-02**

(52) **U.S. Cl.** **D21/680; D21/681**

(58) **Field of Search** D21/680, 681,
D21/682, 683; 482/105, 106, 107, 108,
109

(57) **CLAIM**

The ornamental design for a weight, as shown and described.

(56) **References Cited**

DESCRIPTION

U.S. PATENT DOCUMENTS

D. 278,358	*	4/1985	Zwilling	D21/681
D. 354,322	*	1/1995	Vodhanel, Jr.	D21/681
D. 355,007	*	1/1995	Rojas et al.	D21/681
D. 394,685	*	5/1998	Eckmann	D21/680
D. 406,183	*	2/1999	Zovich	D21/680
D. 409,695	*	5/1999	Rojas et al.	D21/680
D. 421,076	*	2/2000	Lincir	D21/681
D. 424,140	*	5/2000	Lincir	D21/680

FIG. 1 is a view in perspective of one side and a circumferential surface of the ornamental design of weight of this invention;

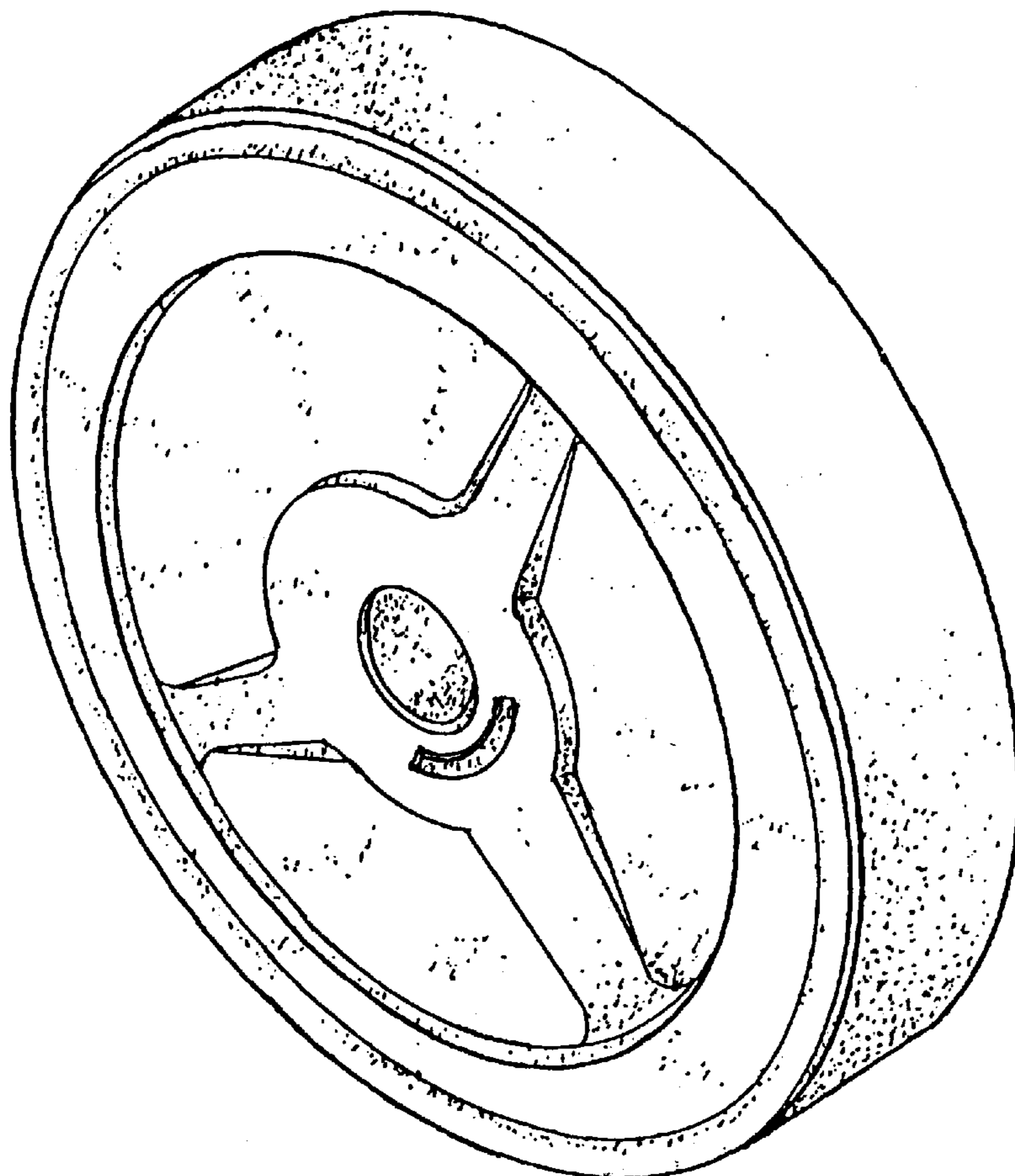
FIG. 2 is a view in perspective and of the reverse side of the weight shown in FIG. 1;

FIG. 3 is a view in front elevation;

FIG. 4 is a view in rear elevation; and,

FIG. 5 is a top plan view, the circumferential surface shown being uniform throughout the circumference of the weight.

1 Claim, 2 Drawing Sheets



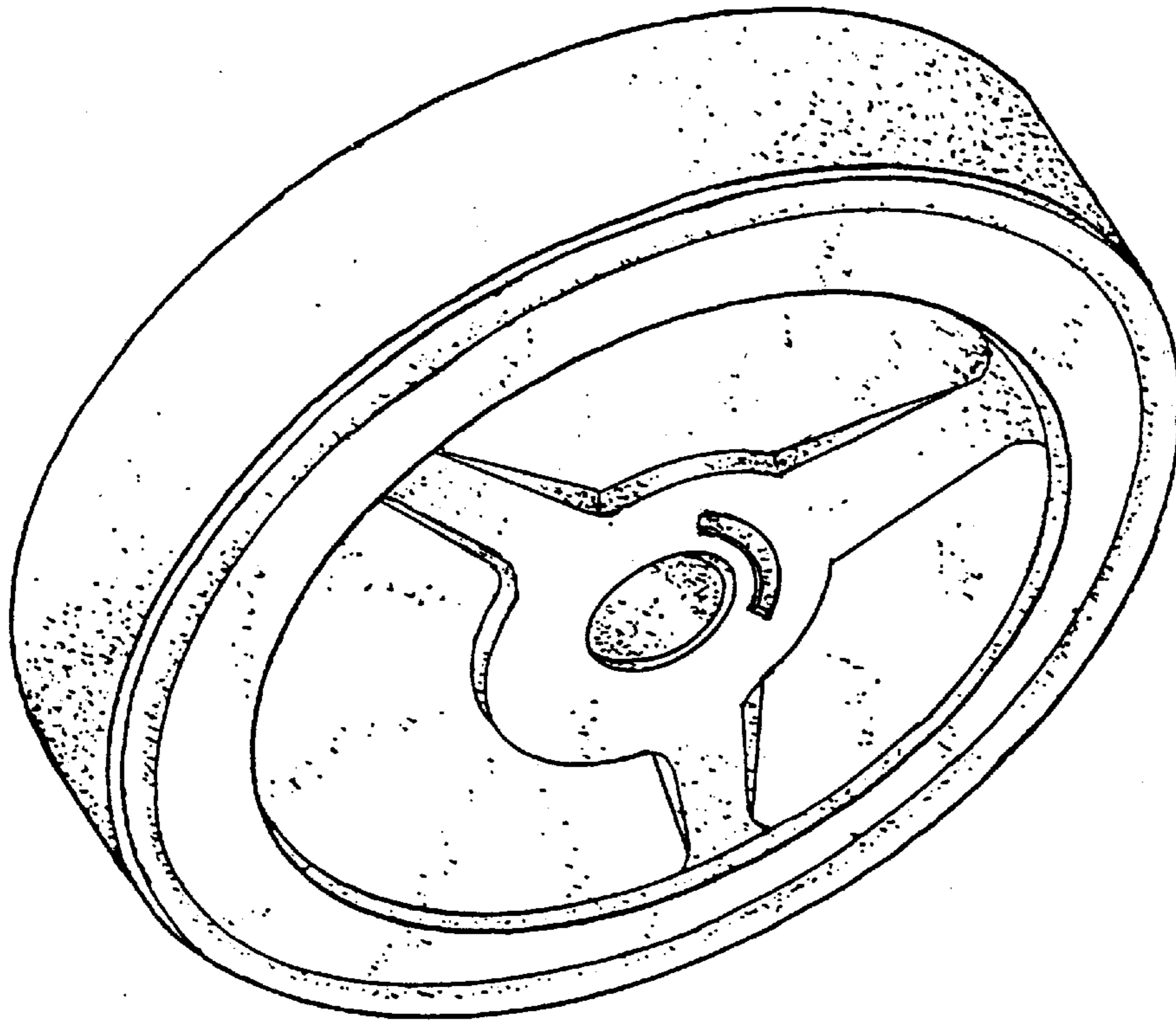


FIG. 1

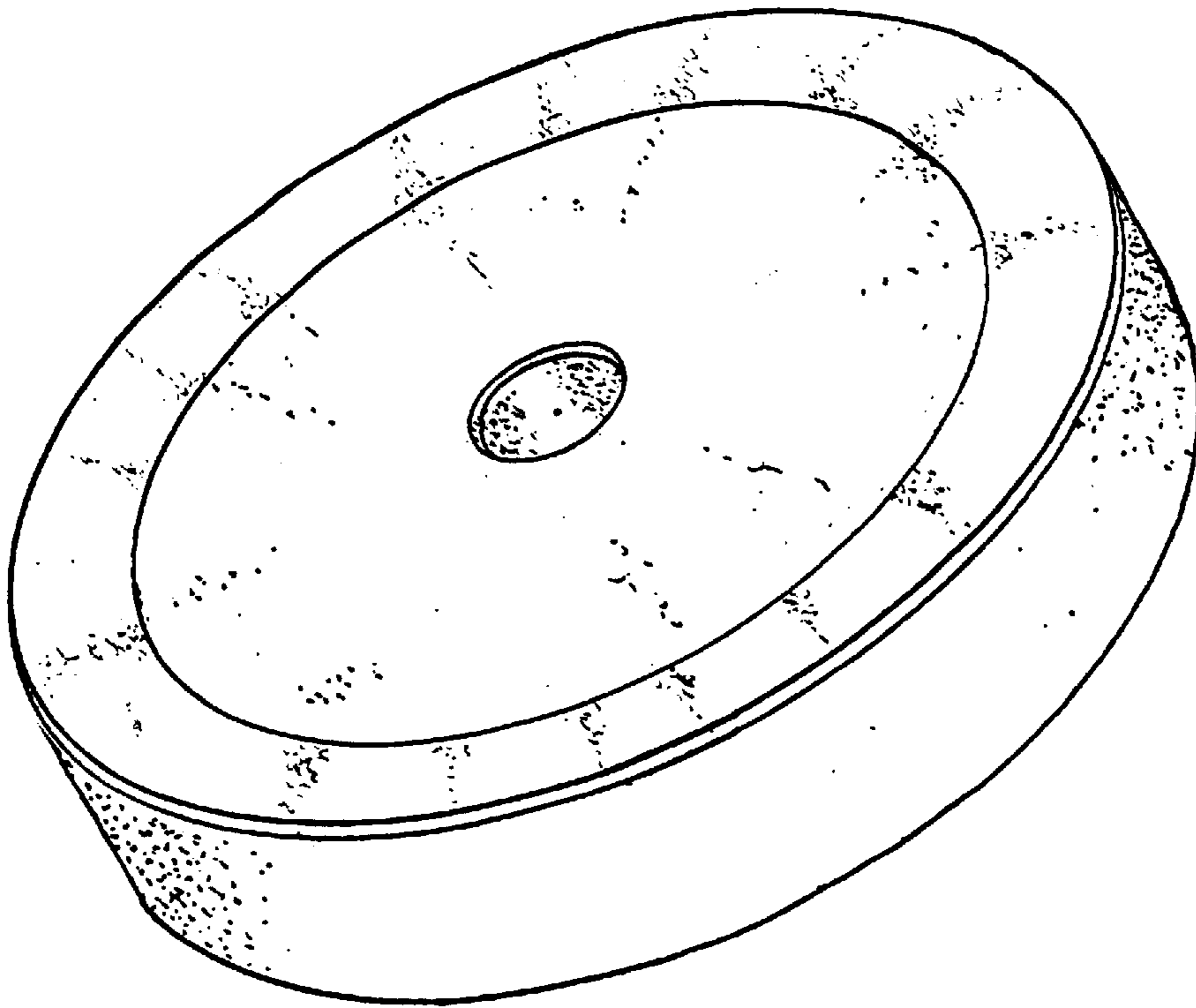


FIG. 2




FIG. 3

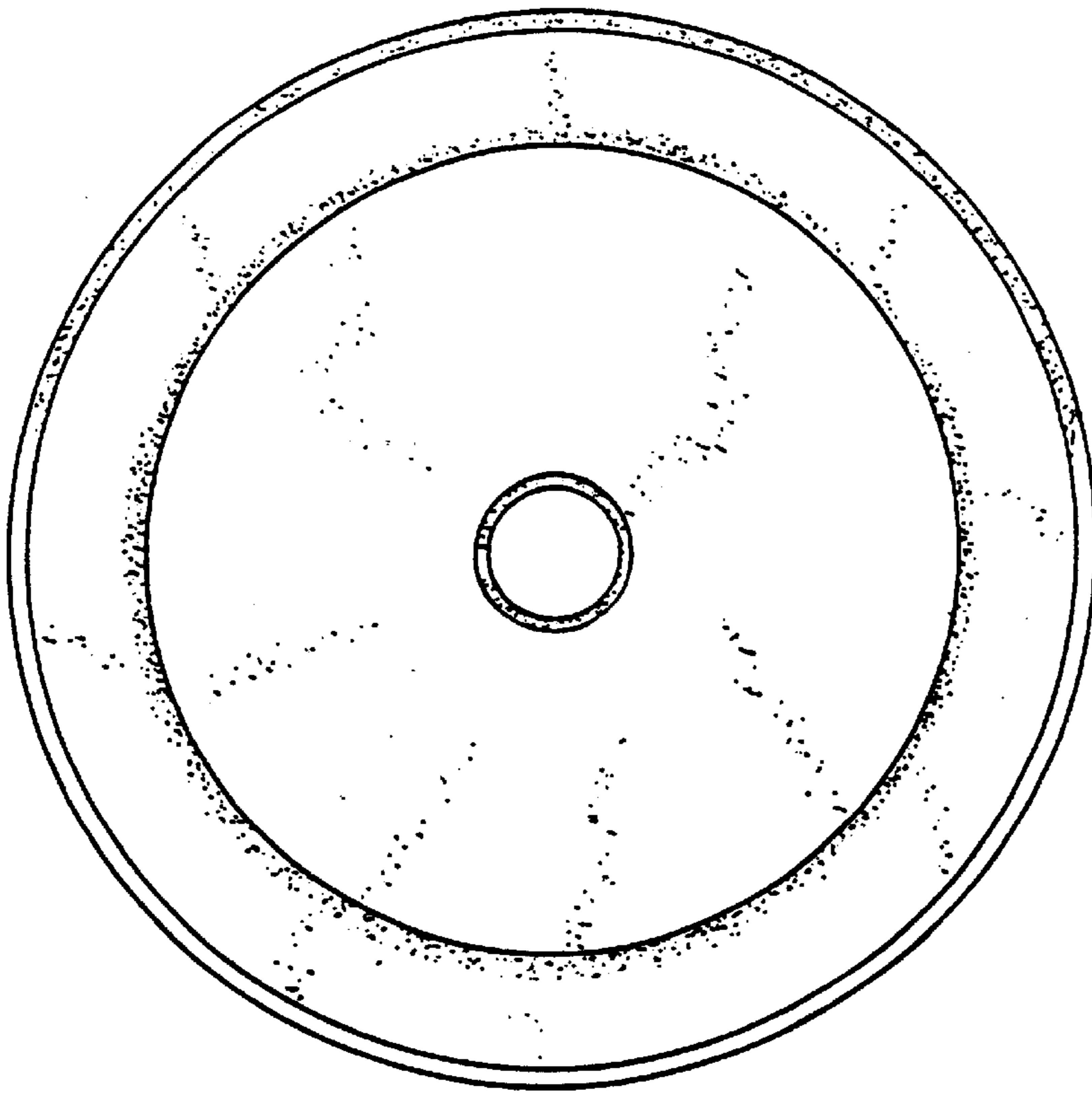


FIG. 4




FIG. 5