



US00D442653S

(12) **United States Design Patent**  
**Panes**

(10) **Patent No.:** **US D442,653 S**

(45) **Date of Patent:** **\*\* May 22, 2001**

(54) **ATHLETIC APPARATUS**

(76) **Inventor:** **Howard Panes**, 615 S. Livingston Ave.,  
Livingston, NJ (US) 07039

(\*\*) **Term:** **14 Years**

(21) **Appl. No.:** **29/119,965**

(22) **Filed:** **Mar. 10, 2000**

(51) **LOC (7) Cl.** ..... **21-02**

(52) **U.S. Cl.** ..... **D21/662; D21/400; D21/707**

(58) **Field of Search** ..... D21/662, 684,  
D21/707, 713, 701, 400, 406; 482/93, 132,  
148; 473/576, 596, 597; D24/215

(56) **References Cited**

**U.S. PATENT DOCUMENTS**

- D. 223,843 \* 6/1972 Li ..... D21/681
- D. 350,796 \* 9/1994 Pravity ..... D21/684

- 2,718,644 \* 9/1955 Barr ..... 473/596
- 3,403,906 \* 10/1968 Burzenski ..... 482/132
- 4,309,038 \* 1/1982 Spoon ..... 473/596
- 6,024,660 \* 2/2000 Romanick ..... 473/596
- 6,068,580 \* 5/2000 Myers et al. .... 482/93

\* cited by examiner

*Primary Examiner*—Philip S. Hyder

(74) *Attorney, Agent, or Firm*—Pitney, Hardin, Kipp &  
Szuch LLP

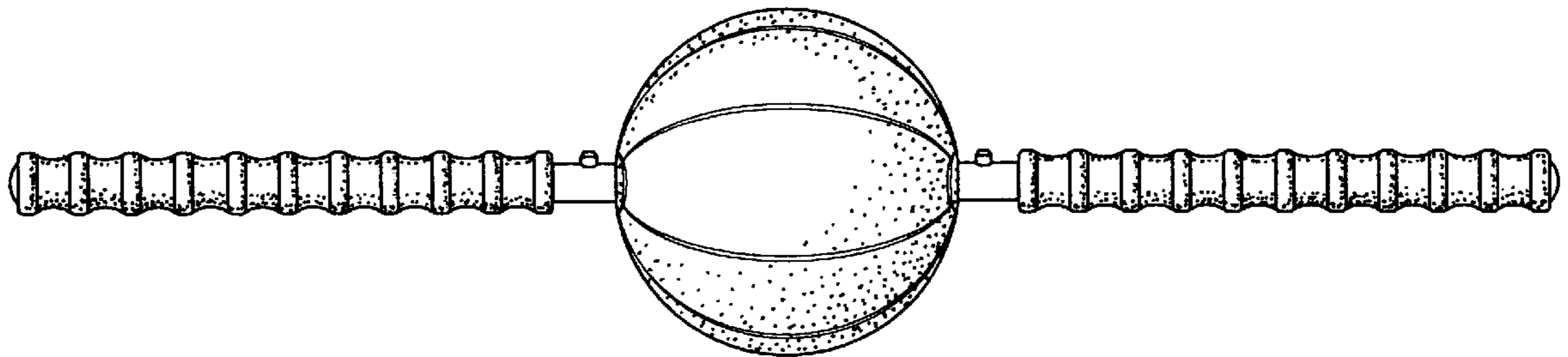
(57) **CLAIM**

The ornamental design for an athletic apparatus, as shown.

**DESCRIPTION**

FIG. 1 is a side view thereof;  
FIG. 2 is a top view thereof;  
FIG. 3 is a bottom view thereof; and,  
FIG. 4 is an end view thereof.

**1 Claim, 1 Drawing Sheet**



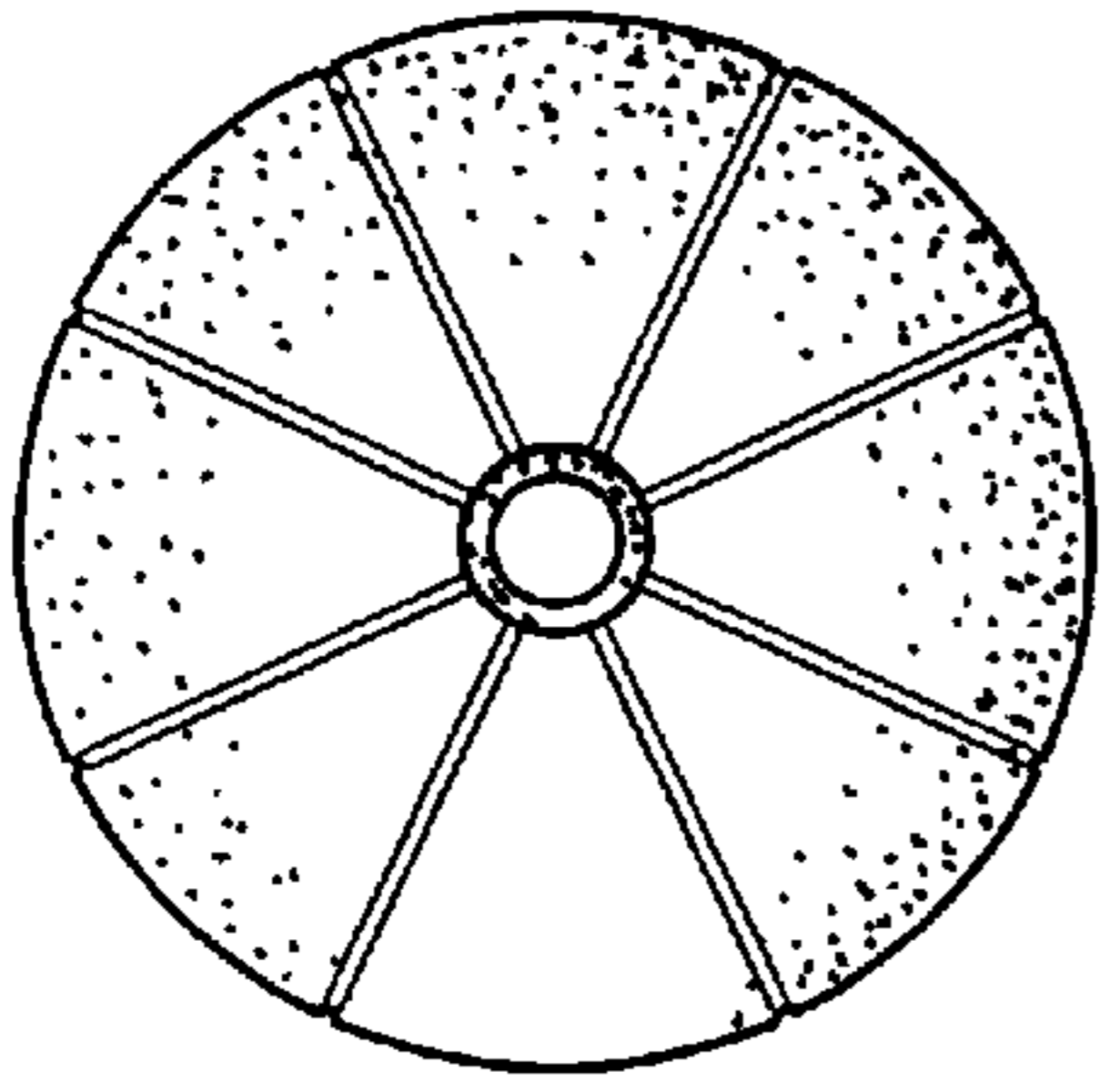


FIG. 4

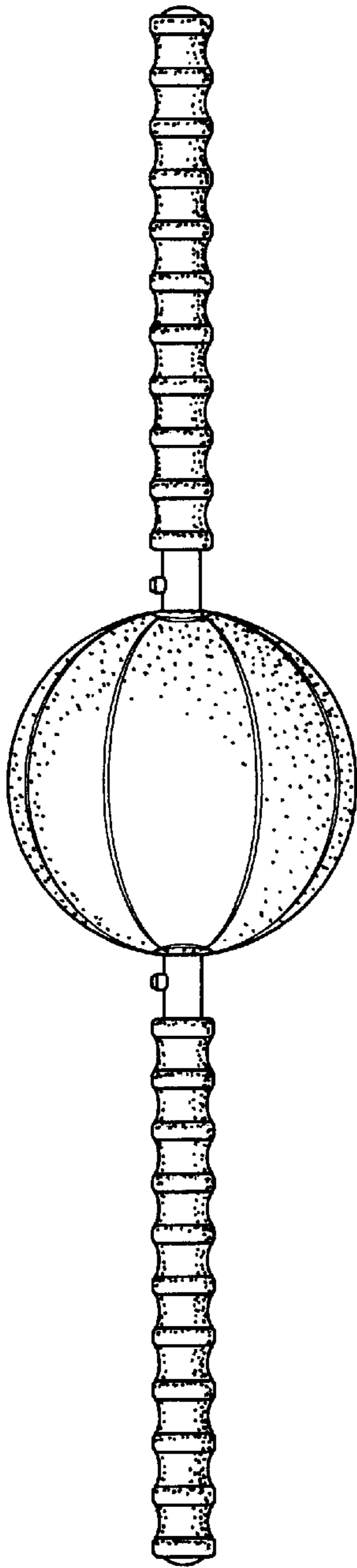


FIG. 1

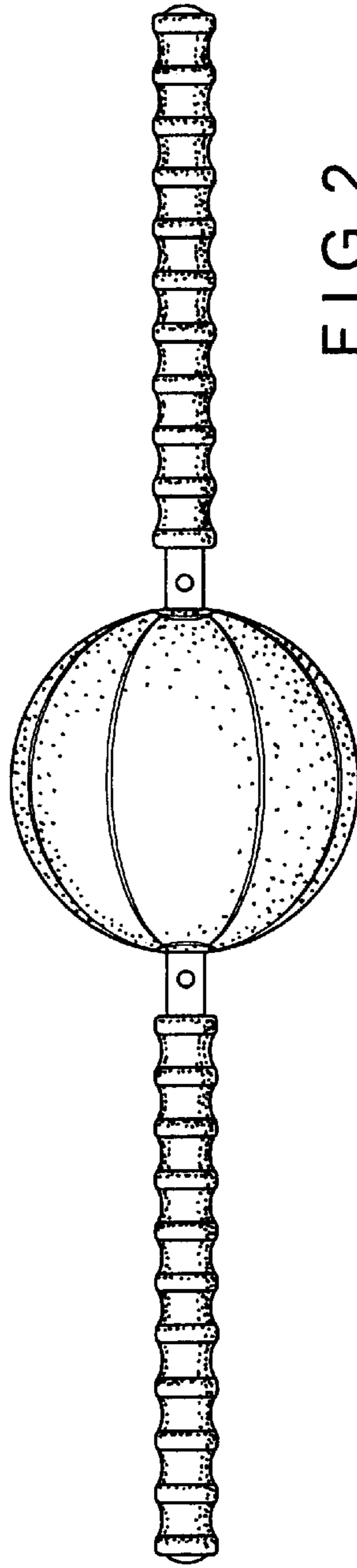


FIG. 2

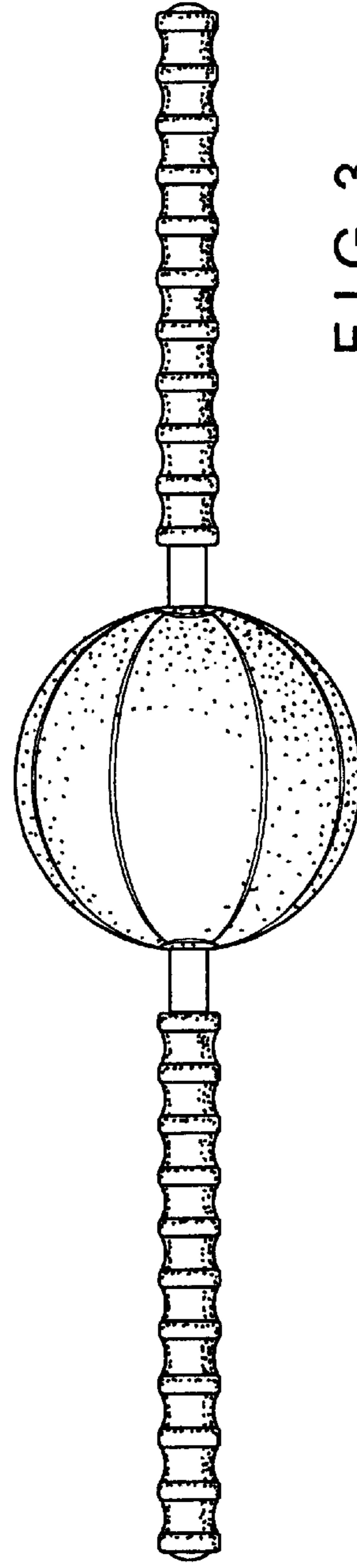


FIG. 3