



US00D442649S

(12) **United States Design Patent**
Galvan

(10) **Patent No.:** **US D442,649 S**

(45) **Date of Patent:** **** May 22, 2001**

(54) **DOLL**

Primary Examiner—Lucy Lieberman

(76) Inventor: **Nancy Galvan**, 3510 Avenue S-1/2,
Galveston, TX (US) 77550

(57) **CLAIM**

The ornamental design for a doll, as shown and described.

(**) Term: **14 Years**

DESCRIPTION

(21) Appl. No.: **29/127,168**

FIG. 1 is a front elevational view of the doll of the present invention;

(22) Filed: **Jul. 28, 2000**

FIG. 2 is a rear elevational view of the doll of FIG. 1;

(51) **LOC (7) Cl.** **21-01**

(52) **U.S. Cl.** **D21/621; D21/648**

(58) **Field of Search** D21/621, 624,
D21/648, 645, 622, 406; D11/160; 446/268,
320, 227, 385

FIG. 3 is a right side elevation of FIG. 1, the left side elevation is a mirror image of the right side except for the elements on the rear of the head that can be seen in FIGS. 2, 3 and 4;

(56) **References Cited**

U.S. PATENT DOCUMENTS

- D. 56,698 * 11/1920 Cottrell D21/624
- D. 62,409 5/1923 Pajeau .
- D. 101,749 * 10/1936 Collingbourne D21/649
- D. 378,304 3/1997 Flynn .
- D. 385,315 10/1997 Bush .
- D. 389,203 1/1998 Glickman et al. .
- 2,662,335 * 12/1953 Calverley .
- 3,195,265 * 7/1965 Marquez et al. .
- 4,543,740 10/1985 Moriarty et al. .
- 5,836,802 * 11/1998 Harnett .

FIG. 4 is a top plan view of the doll of FIG. 1;

FIG. 5 is a bottom plan view of the doll of FIG. 1;

FIG. 6 is a front elevational view of an alternate embodiment of FIG. 1;

FIG. 7 is a rear elevational view of FIG. 6;

FIG. 8 is a right side elevation of FIG. 6, the left side elevation is a mirror image of the right side except for the elements on the rear of the head that can be seen in FIGS. 7, 8 and 9;

OTHER PUBLICATIONS



Home Lighting and Accessories, May, 1979, p. 15, robot figures.*

FIG. 9 is a top plan view of FIG. 6; and,

FIG. 10 is a bottom plan view of FIG. 6.

* cited by examiner

1 Claim, 4 Drawing Sheets






FIG. 1

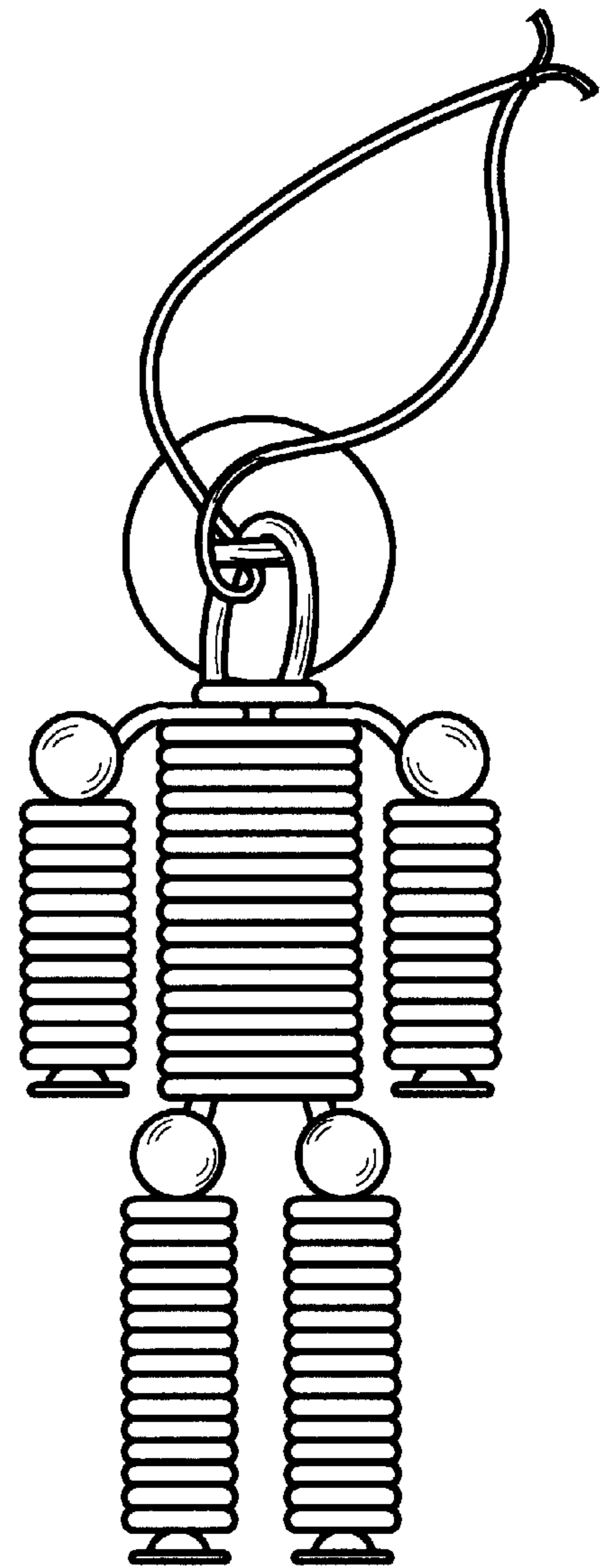


FIG. 2

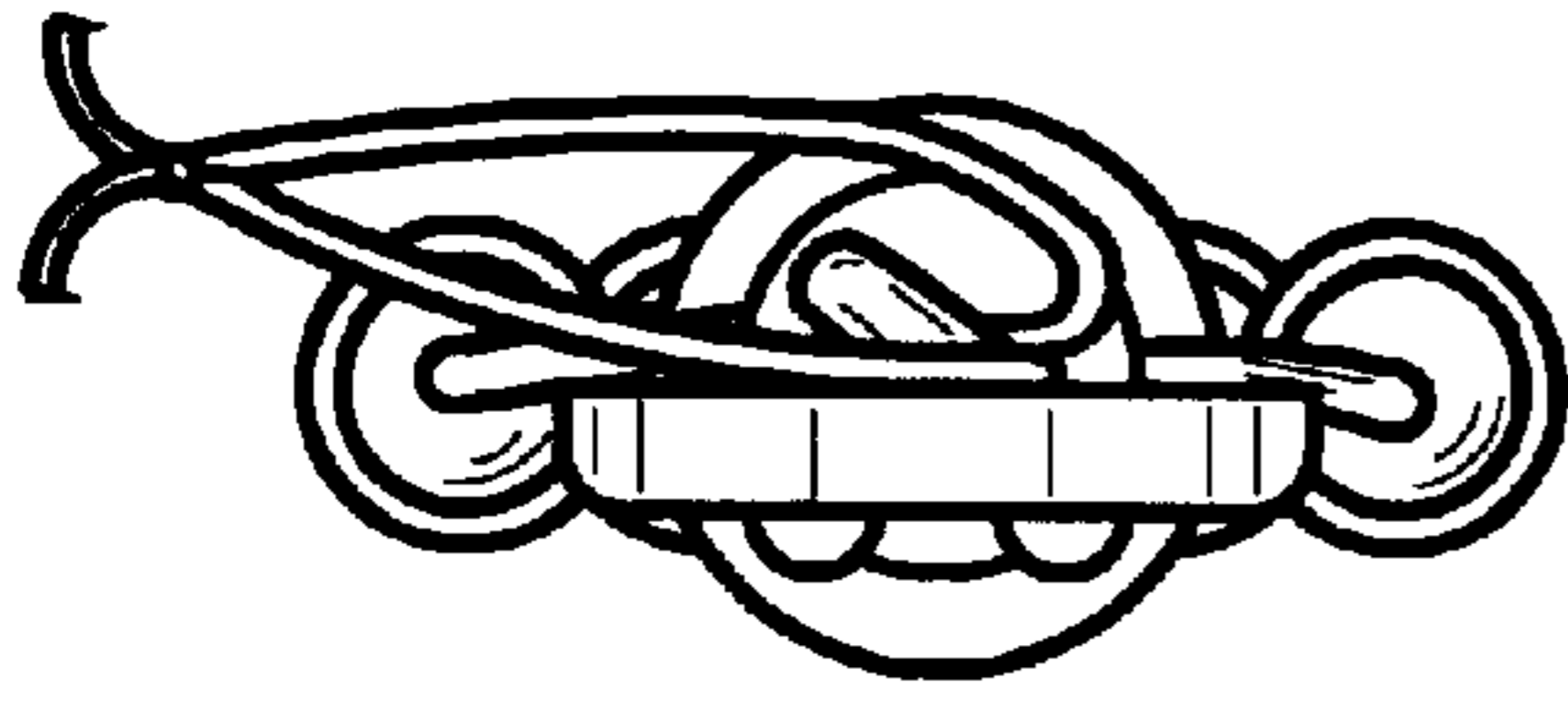


FIG. 4





FIG. 5

FIG. 3






FIG. 6

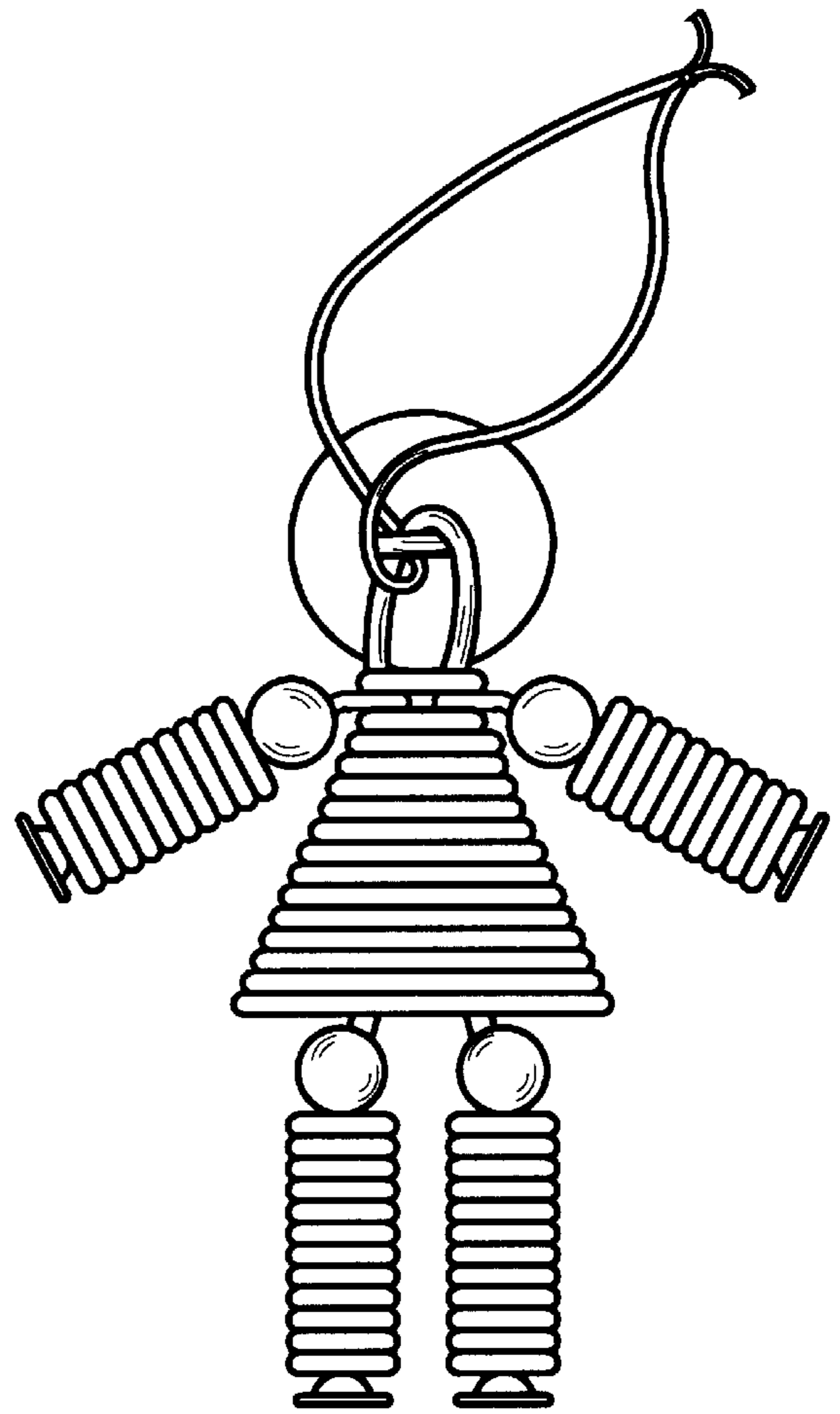


FIG. 7

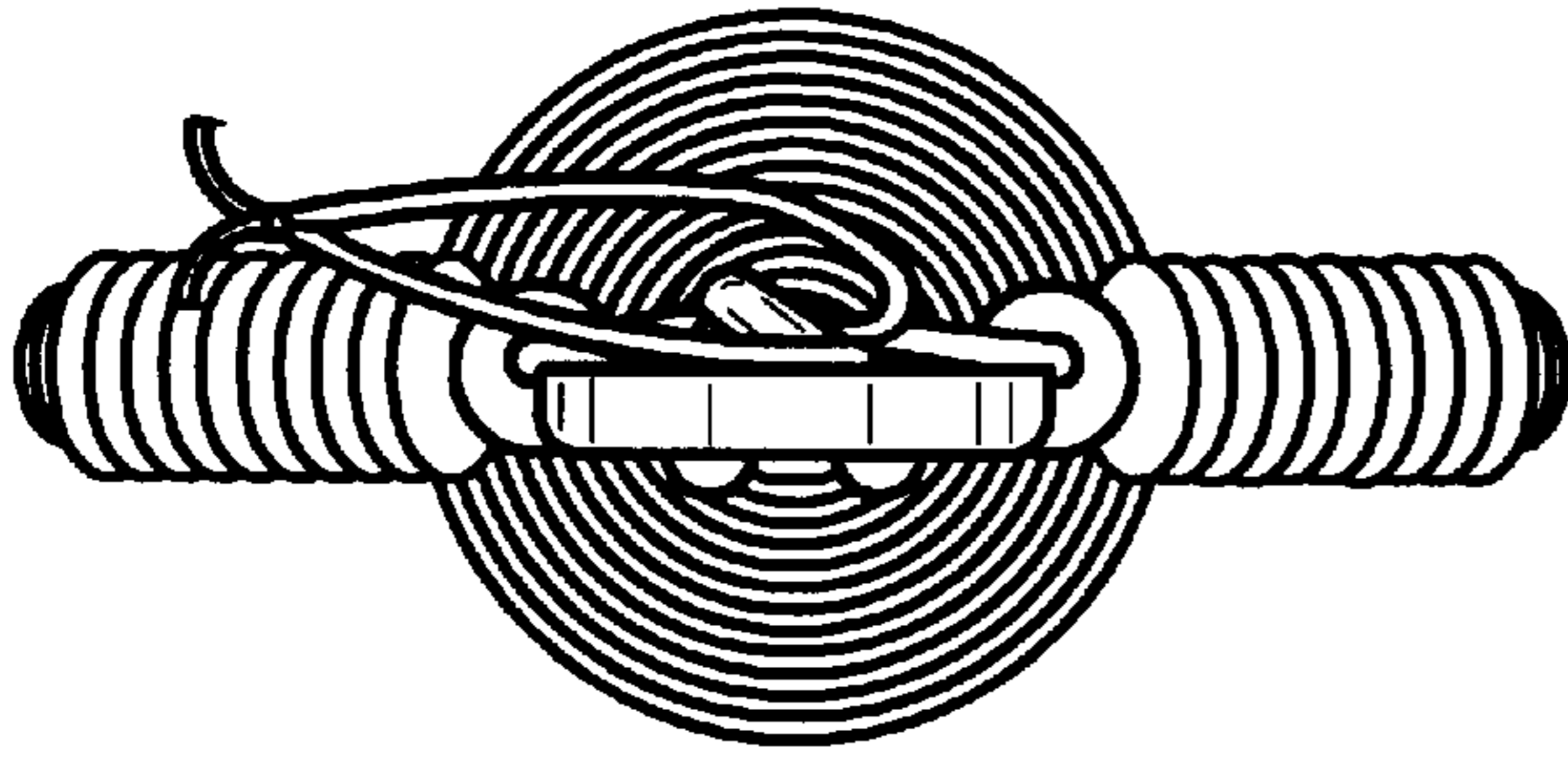


FIG. 9

FIG. 8

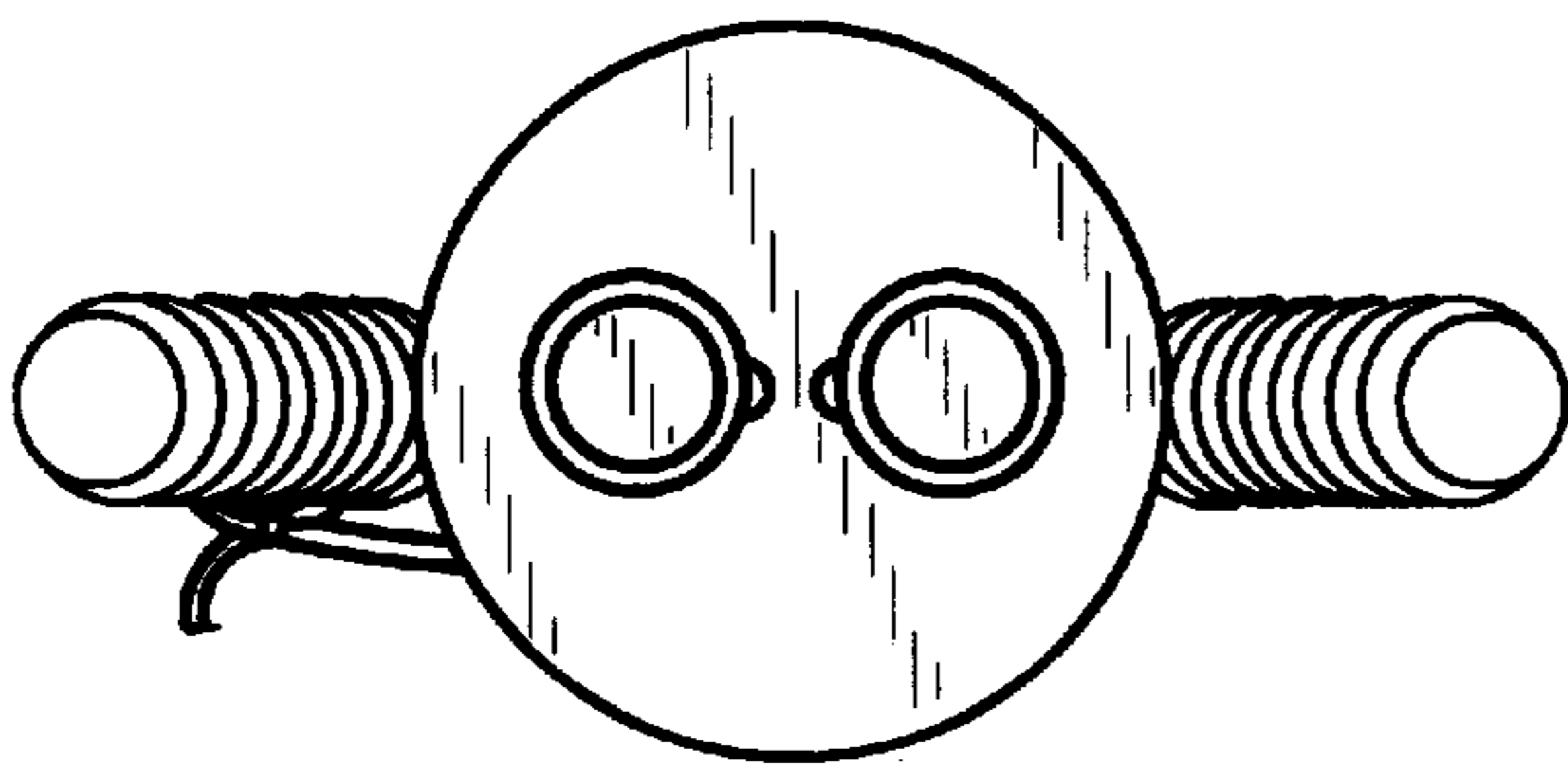
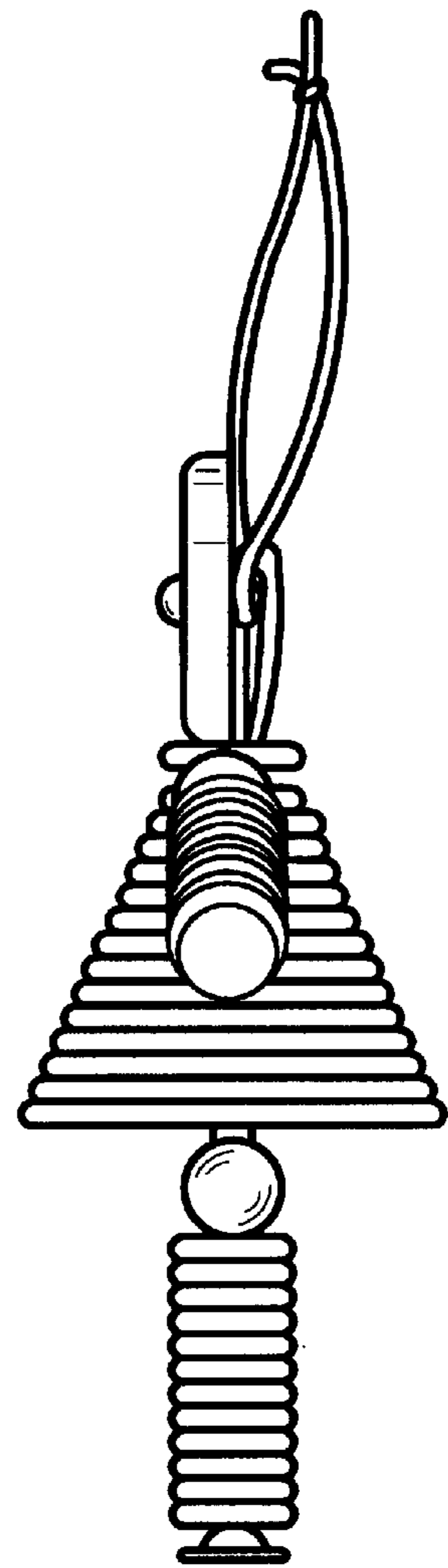


FIG. 10