



US00D442638S

(12) **United States Design Patent**  
**Roush**

(10) **Patent No.:** **US D442,638 S**

(45) **Date of Patent:** **\*\* May 22, 2001**

(54) **HOOK AND LOOP PEN HOLDER**

(76) Inventor: **Wanda Lee Roush**, 35550 Freed Dr.,  
Eastlake, OH (US) 44095

(\*\*) Term: **14 Years**

(21) Appl. No.: **29/133,609**

(22) Filed: **Dec. 1, 2000**

**Related U.S. Application Data**

(62) Division of application No. 29/112,704, filed on Oct. 22,  
1999.

(51) **LOC (7) Cl.** ..... **19-06**

(52) **U.S. Cl.** ..... **D19/84; D19/54**

(58) **Field of Search** ..... D19/35, 36, 41-51,  
D19/53-58, 81-85; 401/52, 195; 248/205.2,  
231.21, 231.81; 224/901, 183, 901.2-901.8;  
211/69.1-69.9; 24/10 R, 306, 11 R, 11 CT,  
12

(56) **References Cited**

**U.S. PATENT DOCUMENTS**

- D. 223,014 \* 2/1972 Longarzo ..... D19/36
- D. 256,963 9/1980 Harrington .
- 333,590 \* 1/1886 Benson ..... 24/12
- D. 406,165 \* 2/1999 Nadel ..... D19/36
- 2,644,212 7/1953 Markowitz .
- 3,128,514 \* 4/1964 Parker ..... 24/306
- 3,370,818 \* 2/1968 Perr ..... 248/205.2
- 3,387,341 6/1968 Mates et al. .

- 4,964,225 10/1990 Waldherr .
- 5,072,483 \* 12/1991 Durand ..... 248/205.2 X
- 5,140,723 8/1992 Genzel .
- 5,282,616 \* 2/1994 Stacavich-Notaro ..... 24/306 X
- 5,366,070 \* 11/1994 Wolov ..... 206/214
- 5,484,066 1/1996 Luisi .

\* cited by examiner

*Primary Examiner*—Martie K. Holtje

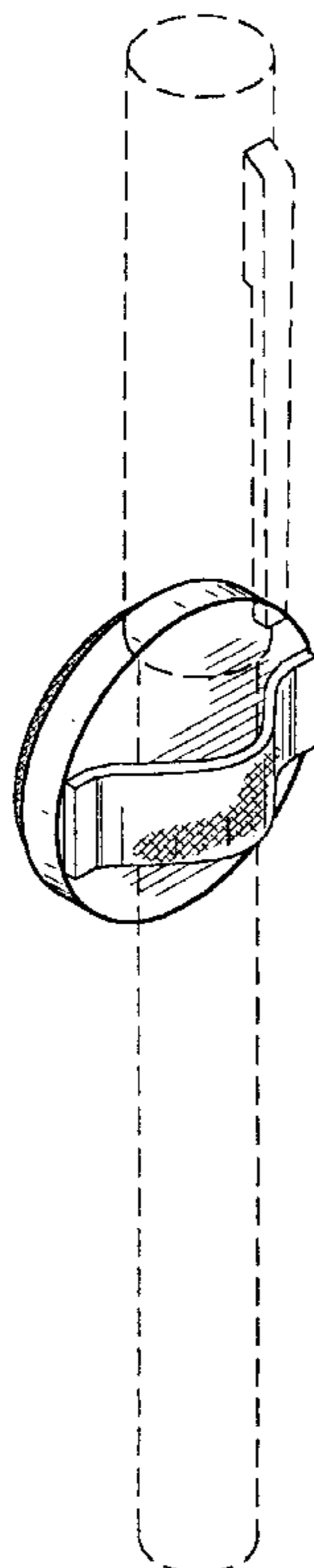
(57) **CLAIM**


The ornamental design for a hook and loop pen holder, as shown and described.

**DESCRIPTION**


FIG. 1 is a front elevational view of the hook and loop pen holder of the present invention;  
 FIG. 2 is a rear elevational view of the hook and loop pen holder of FIG. 1;  
 FIG. 3 is a left side elevational view of the hook and loop pen holder of FIG. 1, the right view being a mirror image thereof;  
 FIG. 4 is a top plan view of the hook and loop pen holder of FIG. 1, the bottom view being a mirror image thereof; and,  
 FIG. 5 is a top, front, left side perspective view of the hook and loop pen holder of FIG. 1.  
 The writing instrument depicted by means of broken lines in FIG. 5 has been shown for illustrative purposes only and forms no part of the claimed design.

**1 Claim, 1 Drawing Sheet**

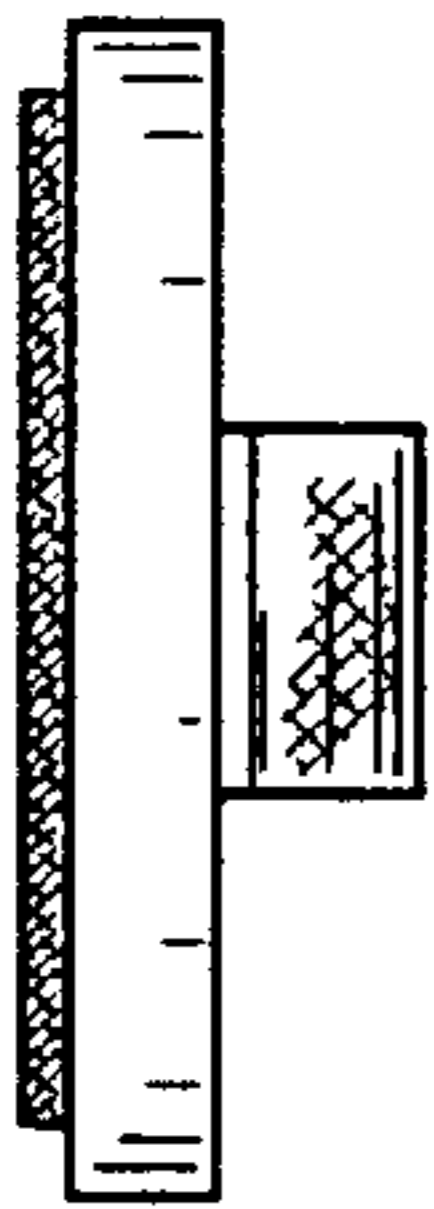




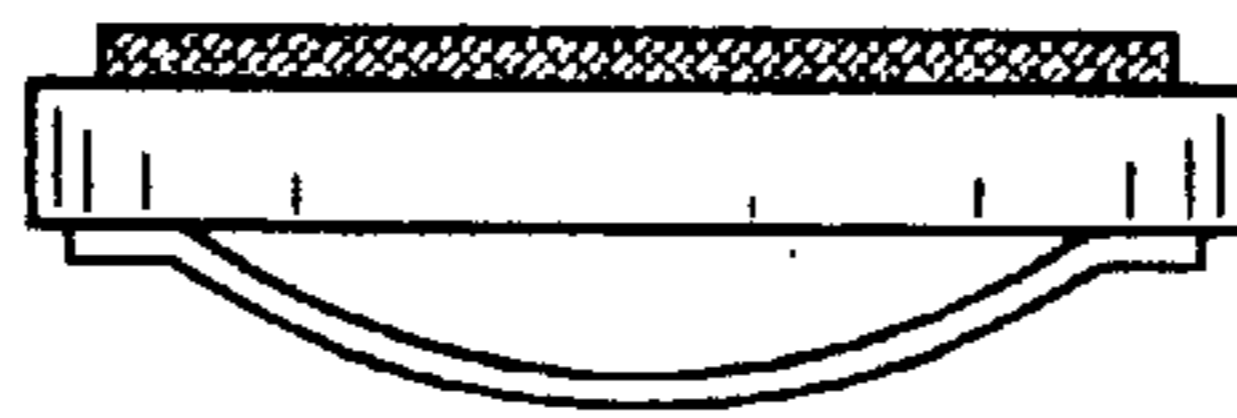
*Fig. 1*



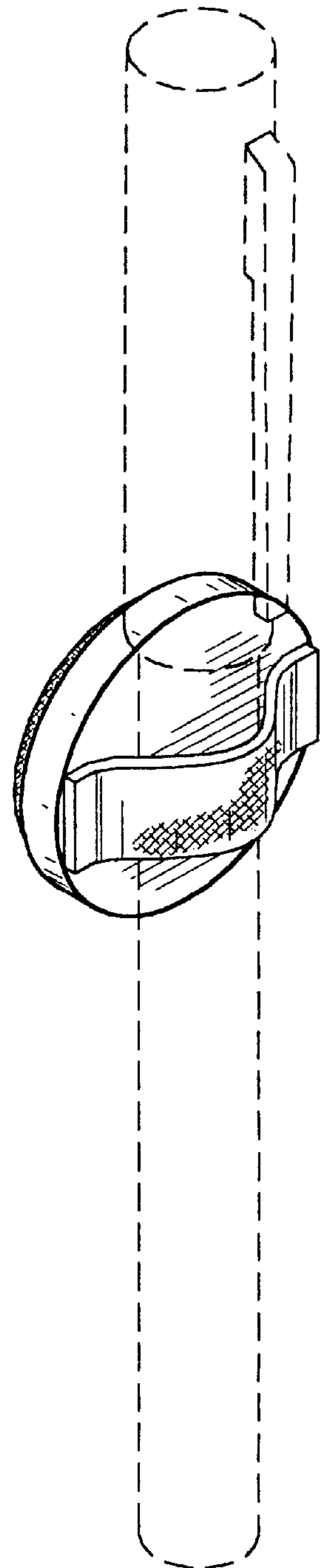
*Fig. 2*



*Fig. 3*



*Fig. 4*



*Fig. 5*