



US00D442612S

(12) **United States Design Patent**
Pinchot

(10) **Patent No.:** **US D442,612 S**

(45) **Date of Patent:** **** May 22, 2001**

(54) **EXTRUDER PLATE FOR DIAMOND SHAPED EXTRUDER INSERT**

(75) **Inventor:** **James M. Pinchot**, Parma, OH (US)

(73) **Assignee:** **JMP Industries, Inc.**, Cleveland, OH (US)

(**) **Term:** **14 Years**

(21) **Appl. No.:** **29/121,992**

(22) **Filed:** **Apr. 17, 2000**

(51) **LOC (7) Cl.** **15-09**

(52) **U.S. Cl.** **D15/199**

(58) **Field of Search** D5/138, 139, 199; 156/89; 423/213.5, 213.7; 428/116; 264/39, 621, 43, 44, 229, 631, 177.12; 134/22.12; 501/95.2; 502/303-305, 328

(56) **References Cited**

U.S. PATENT DOCUMENTS

4,293,357 * 10/1981 Higuchi et al. 156/89
5,878,804 3/1999 Williams et al. .

5,938,992 * 8/1999 Hamanaka et al. 264/43
5,972,254 * 10/1999 Sander 264/39
6,045,764 * 4/2000 Iizuka et al. 423/213.5
6,156,698 12/2000 Iida et al. .
6,162,524 * 12/2000 Patchett et al. 428/116

* cited by examiner

Primary Examiner—Antoine Duval Davis

(74) *Attorney, Agent, or Firm*—Vickers, Daniels & Young

(57) **CLAIM**

The ornamental design for an extruder plate for a diamond shaped extruder insert, as shown and described.

DESCRIPTION

FIG. 1 is a front elevation view of an extruder plate for a diamond shaped extruder insert showing my new design; FIG. 2 is a top plane view of the extruder plate for diamond shaped extruder insert of FIG. 1; FIG. 3 is a side view of the extruder plate for diamond shaped extruder insert of FIG. 1; and, FIG. 4 is a cross-sectional view taken along line 4—4 of FIG. 2.

1 Claim, 3 Drawing Sheets

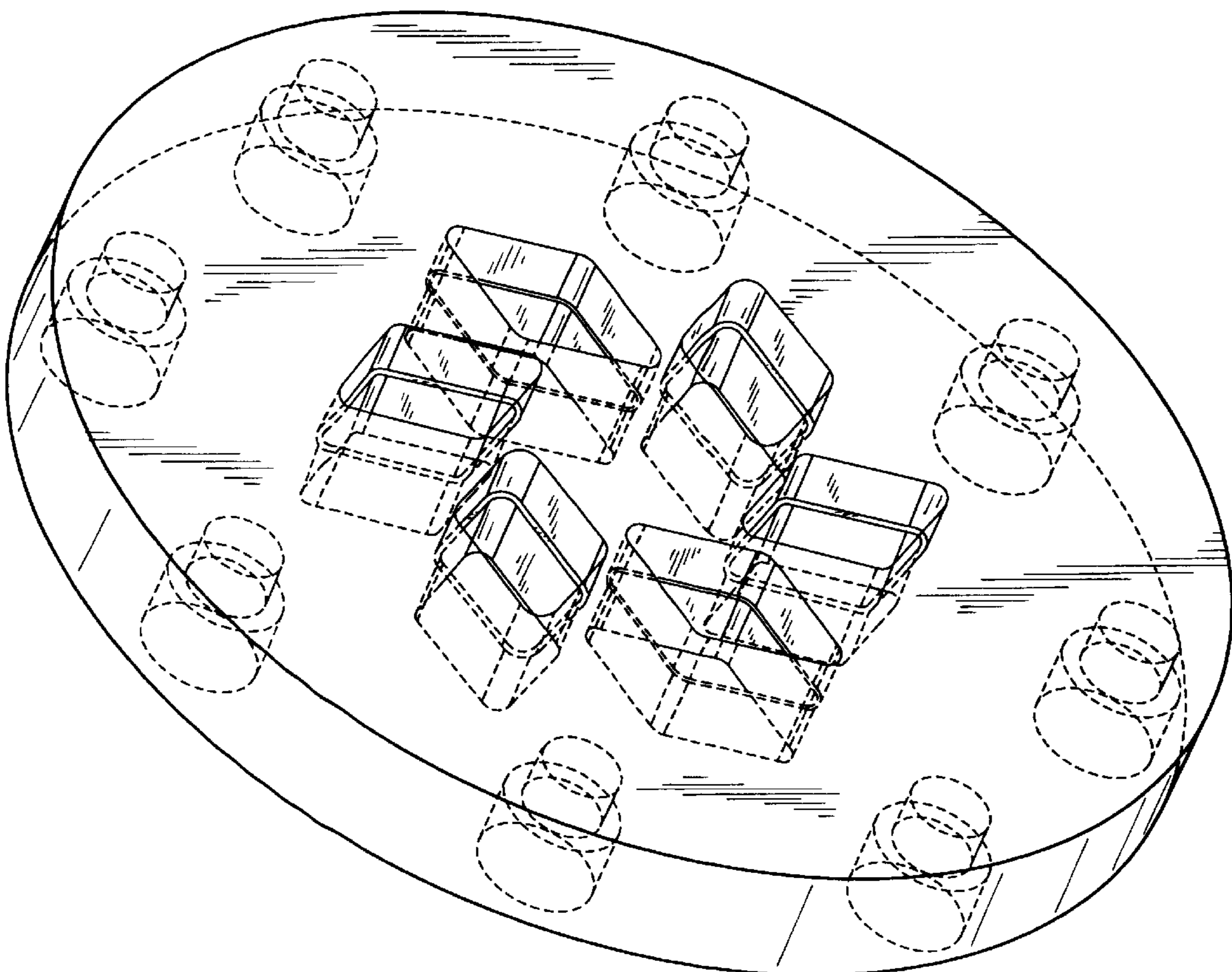


FIG. 1

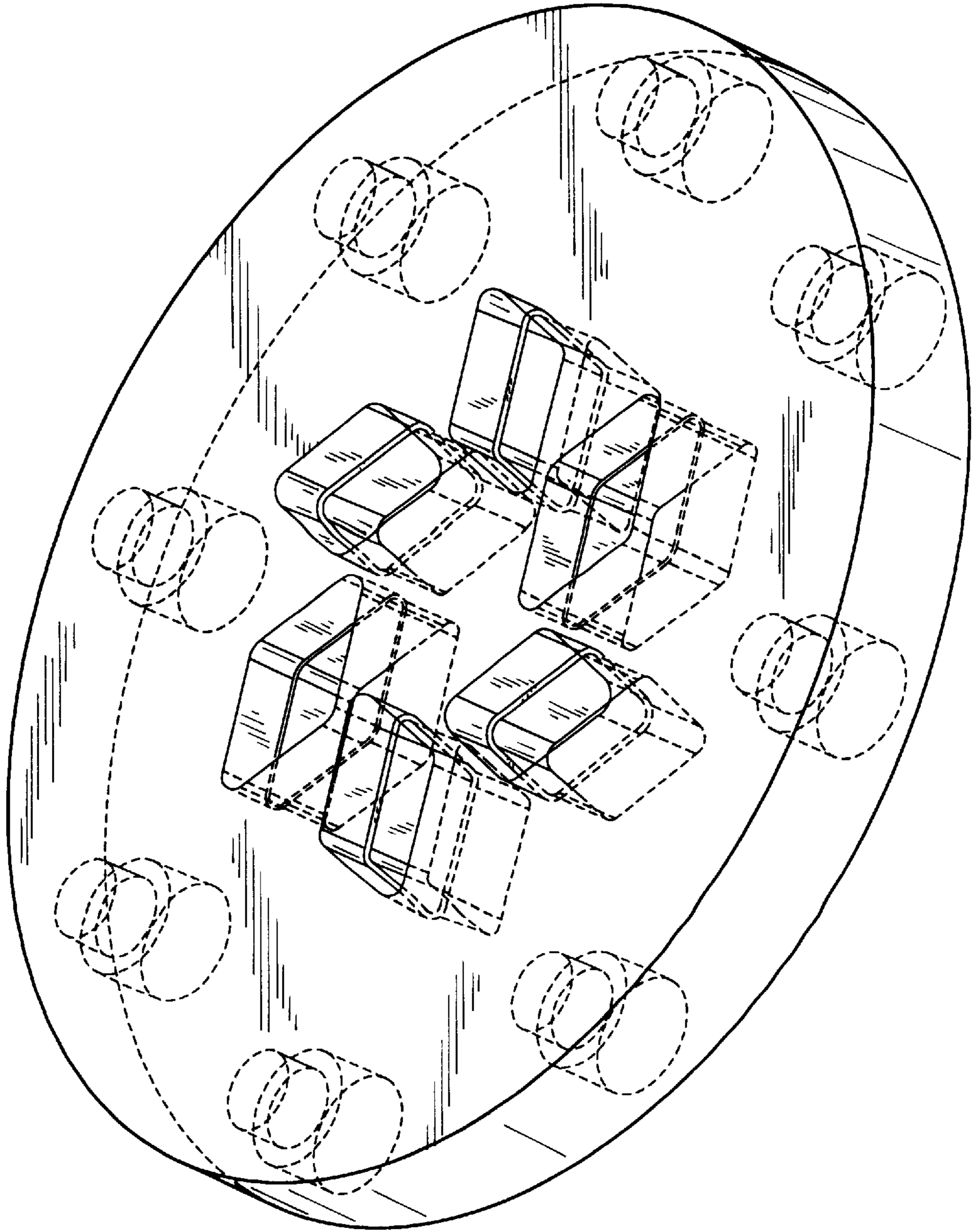


FIG. 2

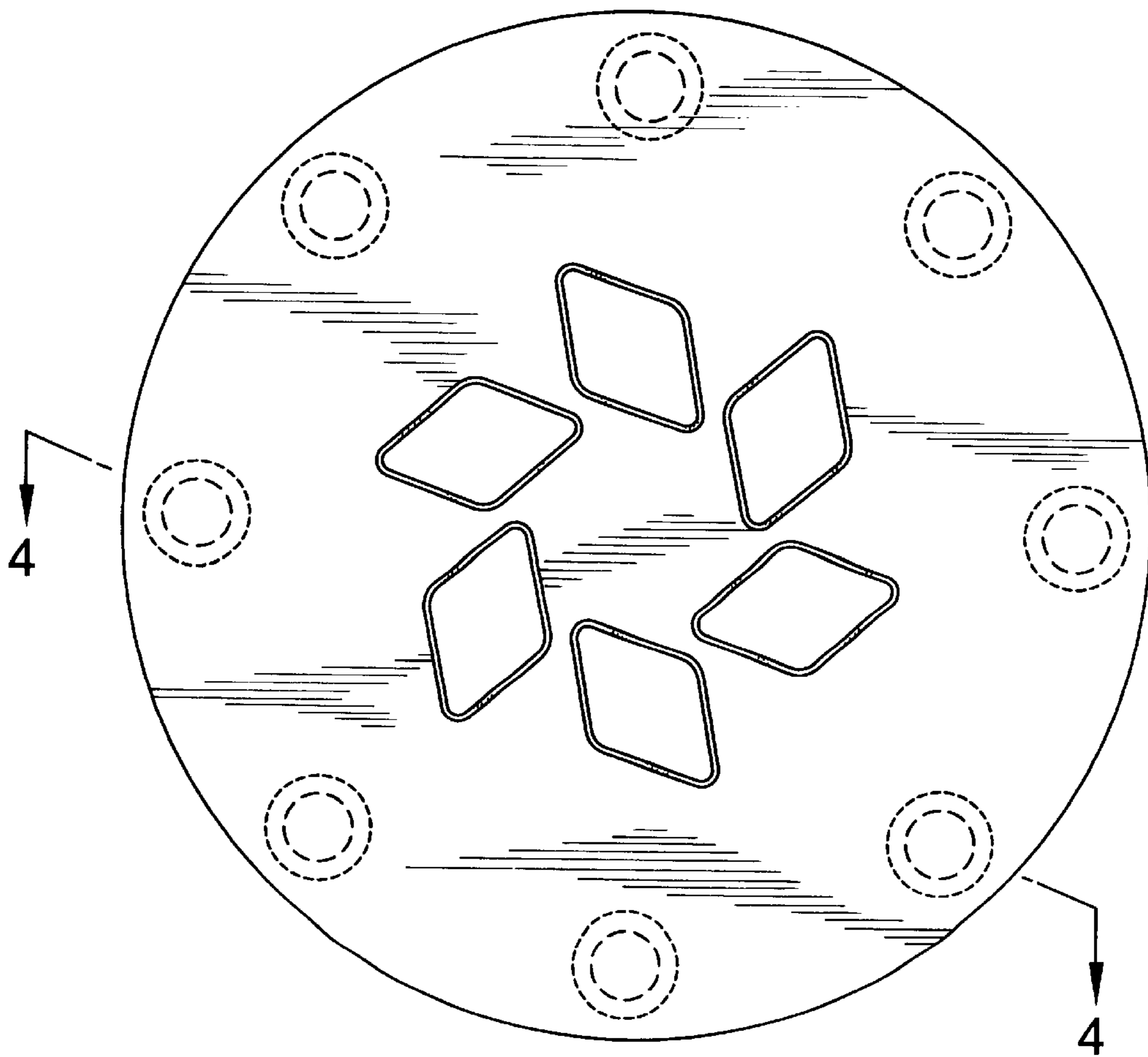


FIG. 3




FIG. 4

