



US00D442591S

(12) **United States Design Patent**  
**Bailly**

(10) **Patent No.:** **US D442,591 S**

(45) **Date of Patent:** **\*\* May 22, 2001**

(54) **COMPUTER KEYBOARD**

(76) Inventor: **Patricia Bailly**, rue des Droits de l'Homme 38, 7140 Morlanwelz (BE)

(\*\*) Term: **14 Years**

(21) Appl. No.: **29/122,407**

(22) Filed: **Apr. 26, 2000**

(30) **Foreign Application Priority Data**

Oct. 26, 1999 (BX) ..... 76314-00

(51) **LOC (7) Cl.** ..... **14-02**

(52) **U.S. Cl.** ..... **D14/398**

(58) **Field of Search** ..... D14/393, 396, D14/398; 200/5 A, 5 R, 6 A, 6 R; 235/145 A, 145 R, 10; 178/17 A, 17 C; 341/22, 23; 345/168; 400/489, 485, 486, 492, 82; D18/7

(56) **References Cited**

**U.S. PATENT DOCUMENTS**

- D. 276,535 \* 11/1984 Seifert ..... D18/7
- D. 416,008 \* 11/1999 Robinson et al. .... D14/393
- 4,292,510 \* 9/1981 Hild ..... 235/145 R

- 4,797,538 \* 1/1989 Schick ..... 235/10
- 5,941,648 \* 8/1999 Robinson et al. .... 400/82
- 6,005,496 \* 12/1999 Hargreaves et al. .... 341/22

\* cited by examiner

*Primary Examiner*—Freda Nunn

(74) *Attorney, Agent, or Firm*—Steinberg & Raskin, P.C.

(57) **CLAIM**

I claim the ornamental design for a computer keyboard, as shown and described.

**DESCRIPTION**

FIG. 1 is a perspective view of a computer keyboard showing my new design with a bottom portion shown in dotted lines for environmental purposes only;

FIG. 2 is a top plan view thereof;

FIG. 3 is a front view thereof;

FIG. 4 is a left side view thereof;

FIG. 5 is a right side view thereof; and,

FIG. 6 is a rear view thereof.

The bottom plan view of the computer keyboard in accordance with the invention is plain and unornamented and is therefore not included herein.

**1 Claim, 4 Drawing Sheets**


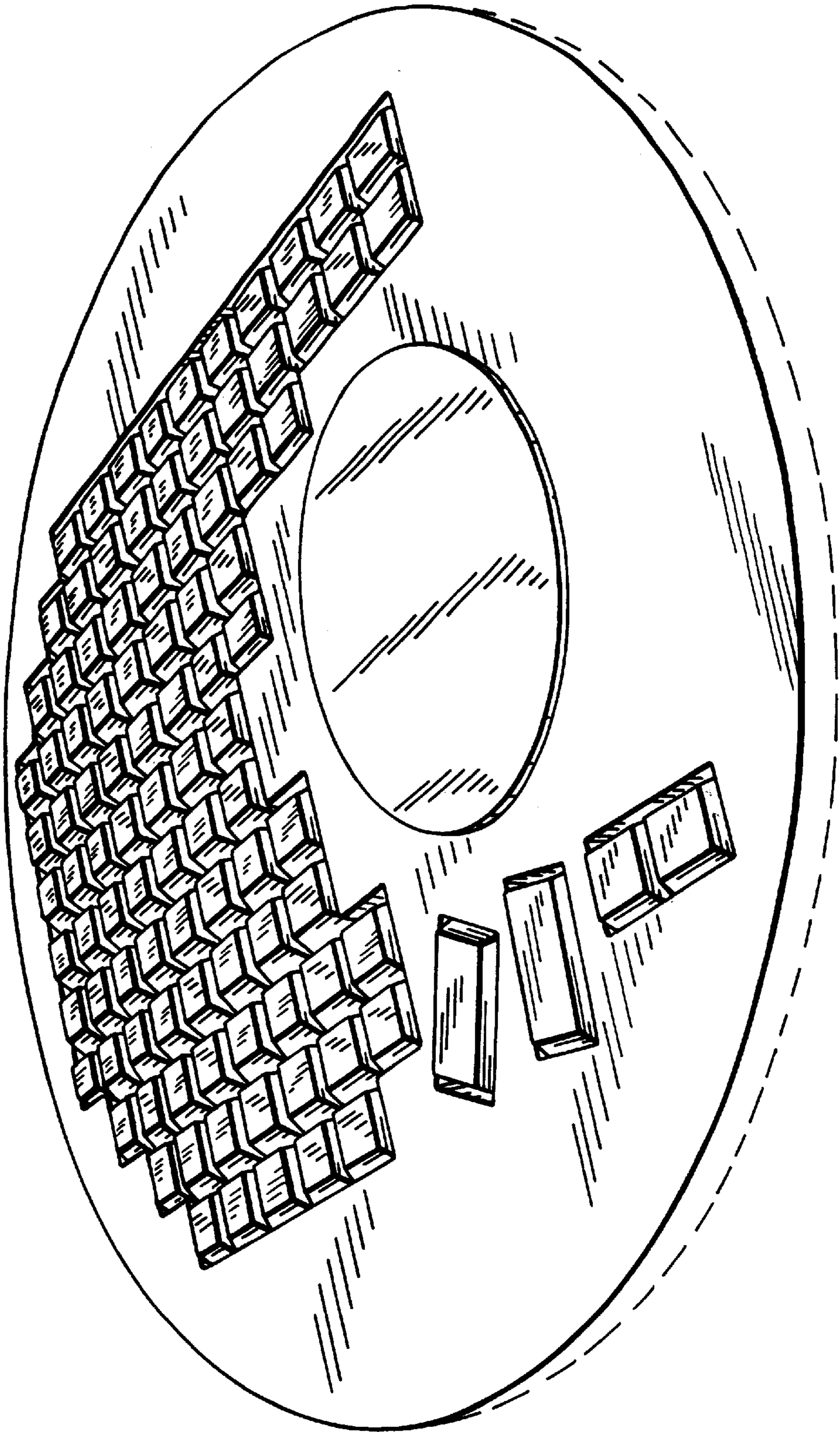


FIG. 1



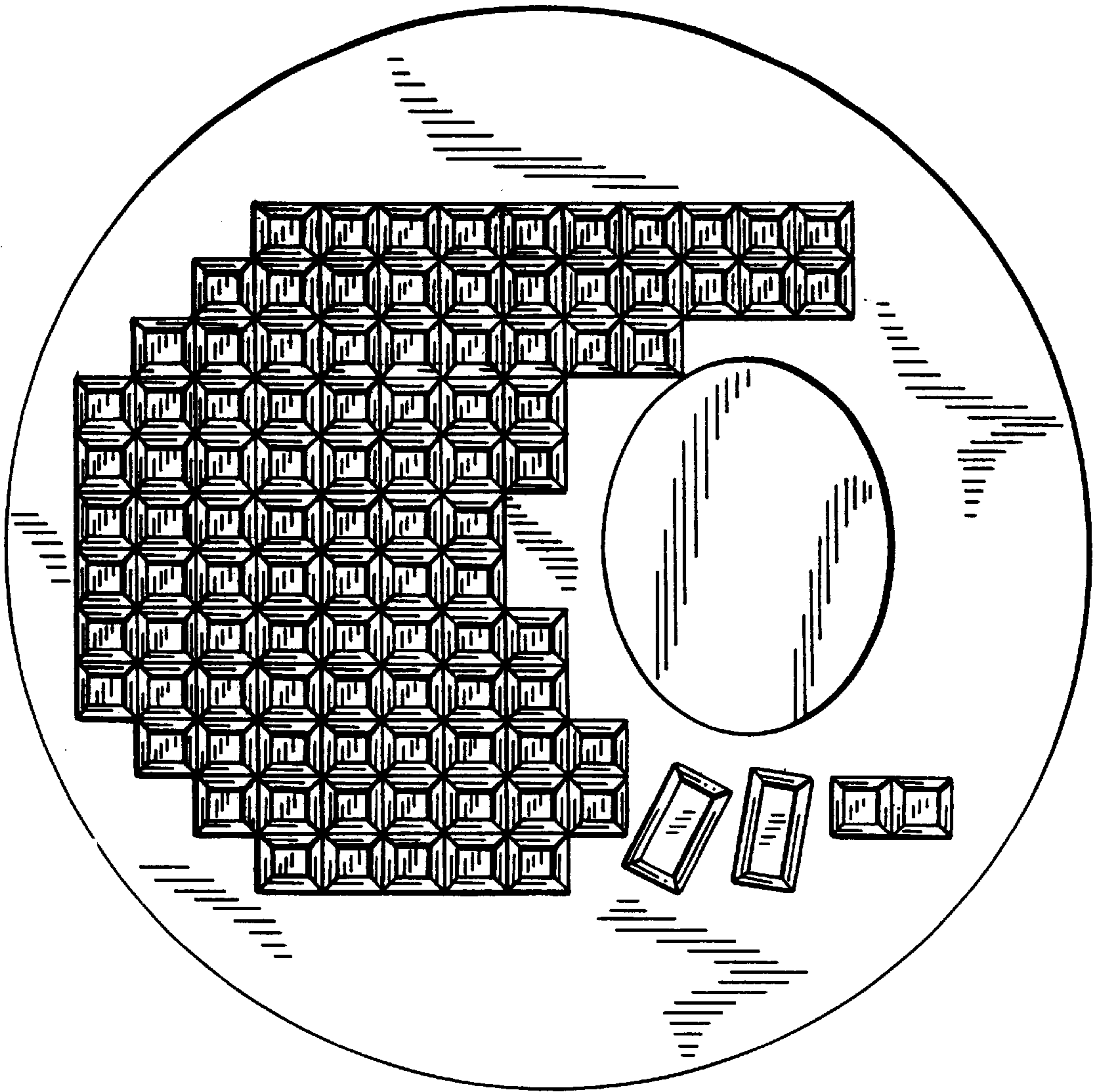


FIG. 2



FIG. 3



FIG. 4



FIG. 5

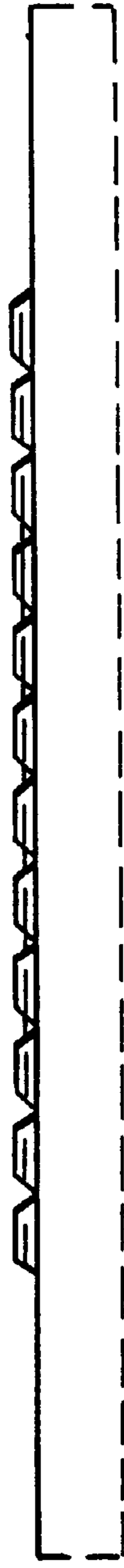


FIG. 6