



US00D442590S

(12) **United States Design Patent**  
**Ledbetter et al.**

(10) **Patent No.:** **US D442,590 S**

(45) **Date of Patent:** **\*\* May 22, 2001**

(54) **PORTION OF A KEYBOARD**

D. 428,889 8/2000 Chen .

(75) Inventors: **Carl J. Ledbetter**, Lynnwood; **Hugh E. McLoone**, Bellevue, both of WA (US); **Jan Hippen**; **I-Chiang Sun**, both of Portland, OR (US)

(73) Assignee: **Microsoft Corporation**, Redmond, WA (US)

(\*\*) Term: **14 Years**

(21) Appl. No.: **29/120,943**

(22) Filed: **Mar. 30, 2000**

(51) **LOC (7) Cl.** ..... **14-02**

(52) **U.S. Cl.** ..... **D14/393**; D14/432

(58) **Field of Search** ..... D14/391-396;  
D18/1, 2, 7; 178/17 A, 17 C; 200/5 A,  
5 R, 6 A, 6 R; 235/145 A, 145 R; 341/22,  
23; 345/160, 168; 400/484-486, 488, 489,  
492

(56) **References Cited**

**U.S. PATENT DOCUMENTS**

D. 357,011	4/1995	Paull et al. .	
D. 357,476	4/1995	Paull et al. .	
D. 362,432	9/1995	Paull et al. .	
D. 376,592 *	12/1996	Tasi .....	D14/398
D. 389,136 *	1/1998	Behar et al. ....	D14/398
D. 410,640	6/1999	Henderson et al. .	
D. 428,888	8/2000	Ledbetter et al. .	

**OTHER PUBLICATIONS**

“Logitech Product Information” Cordless Desktop Pro, Cordless Desktop iTouch, Cordless iTouch Keyboard, Internet Keyboard, Deluxe 104 Keyboard, New Touch Keyboard, New Touch Compact Keyboard, 14 pages, Oct. 4, 1999.  
“Year 2000 Computer Product Catalog,” Corporate Office Solutions pp. 154, and 155, 1999.

\* cited by examiner

*Primary Examiner*—Freda Nunn

(74) *Attorney, Agent, or Firm*—Banner & Witcoff, Ltd.

(57) **CLAIM**

The ornamental design for a portion of a keyboard, as shown and described.

**DESCRIPTION**

FIG. 1 is a perspective view of a portion of a keyboard showing our new design;

FIG. 2 is a top plan view thereof;

FIG. 3 is a left side elevational view thereof;

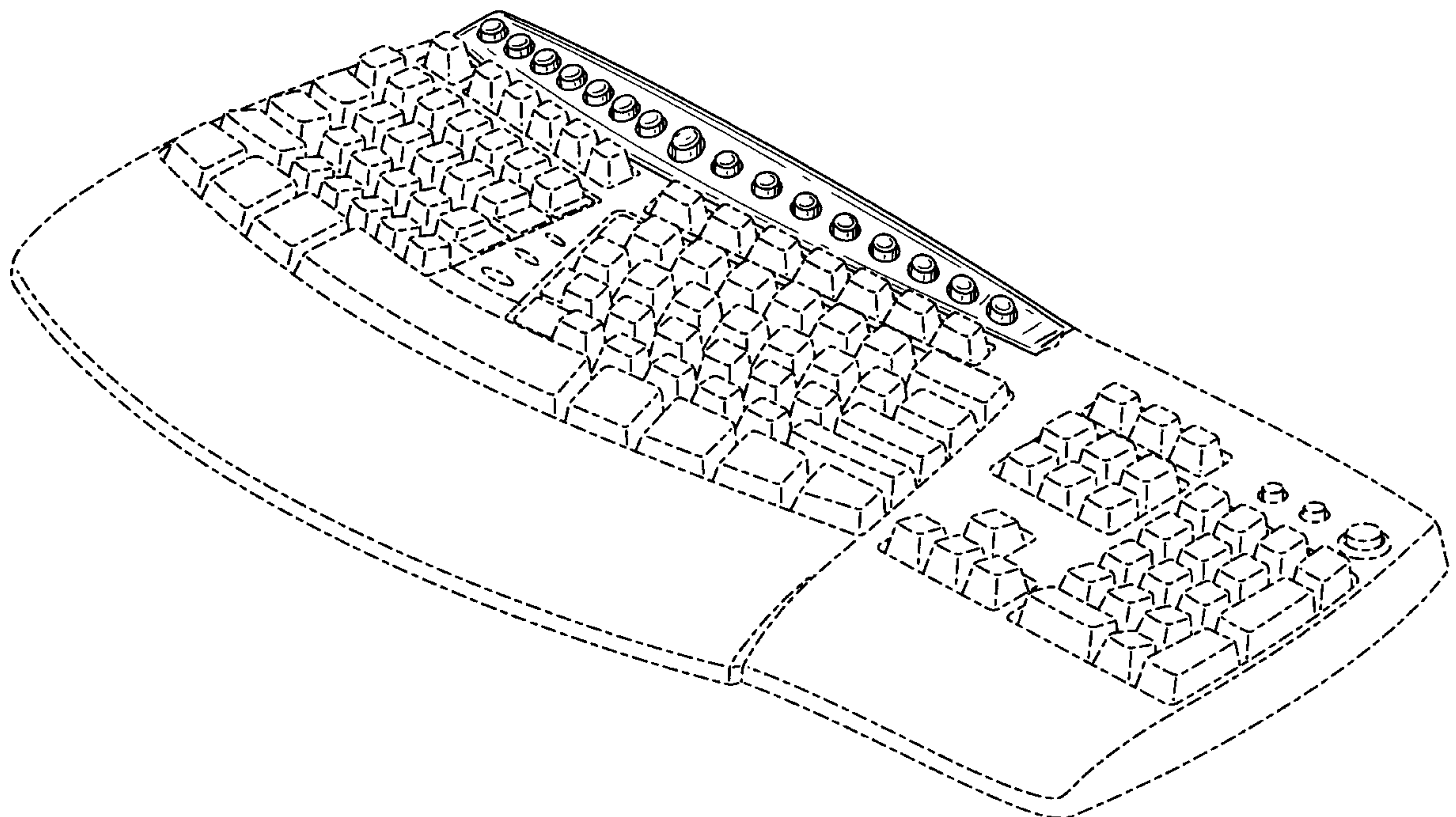
FIG. 4 is a right side elevational view thereof;

FIG. 5 is a rear elevational view thereof; and,

FIG. 6 is an alternative perspective view thereof.

The bottom of the keyboard forms no part of the claimed design. The broken line disclosure in all views is for illustrative purposes only and forms no part of the claimed design.

**1 Claim, 5 Drawing Sheets**



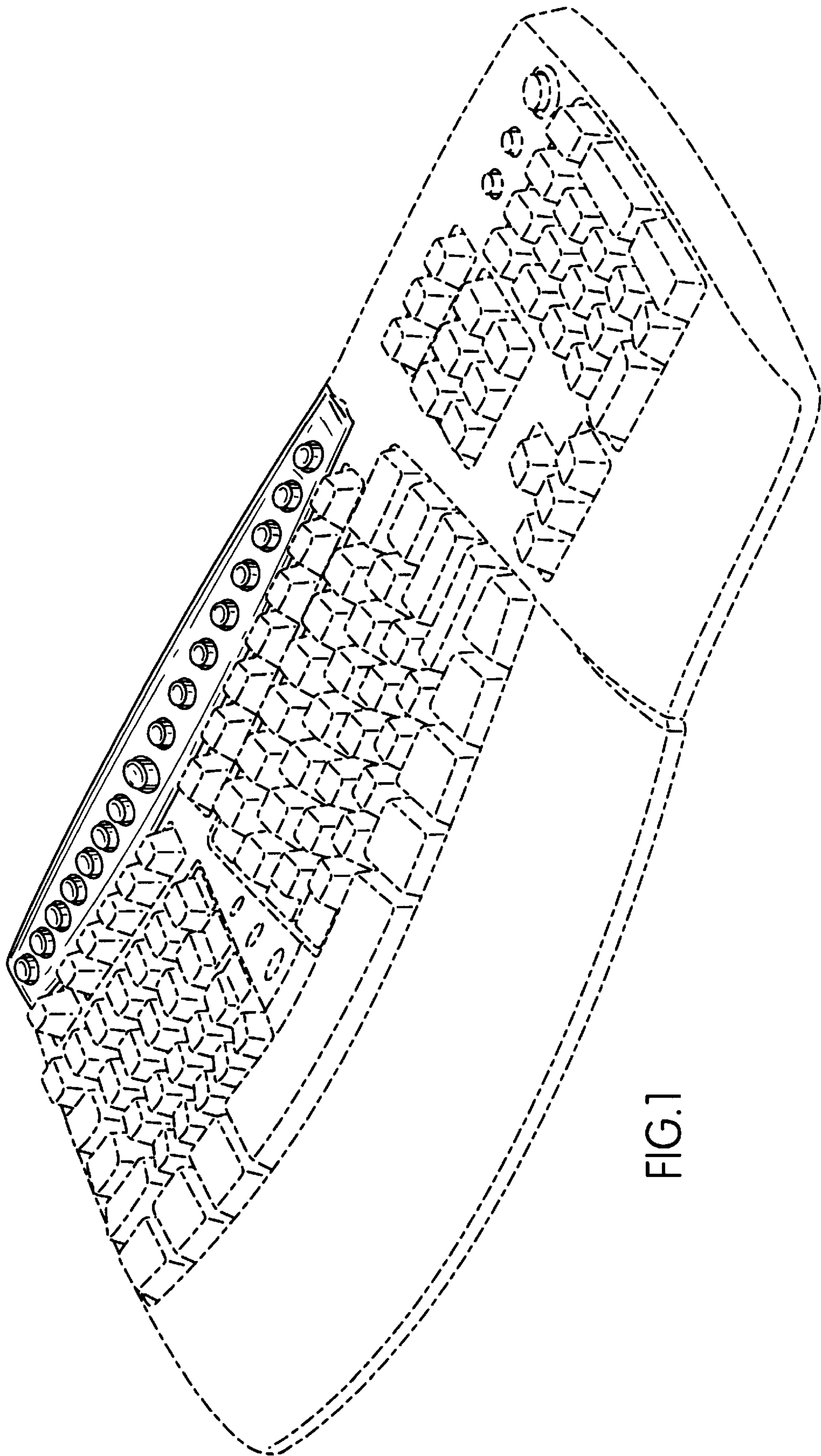


FIG. 1



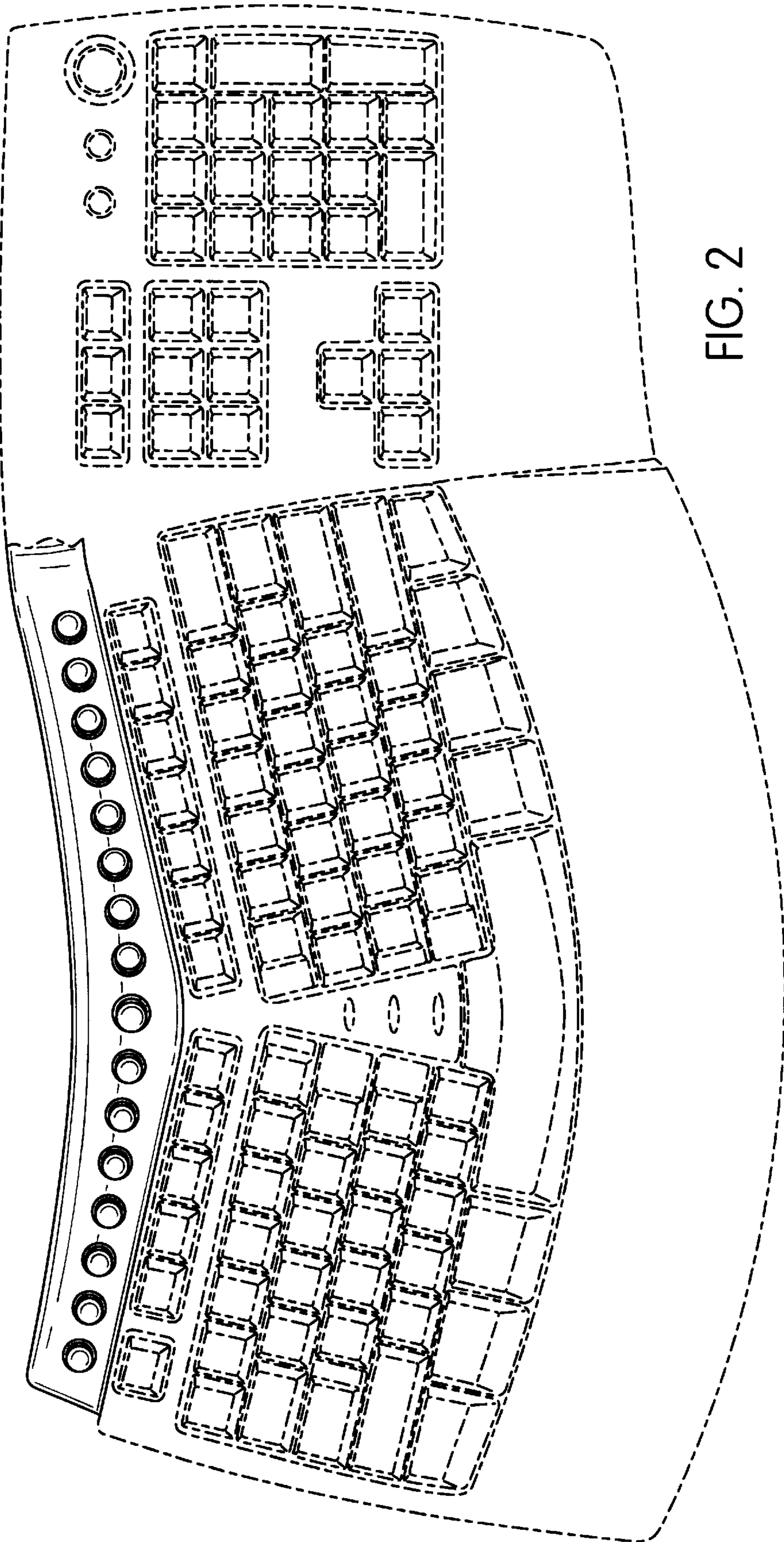


FIG. 2

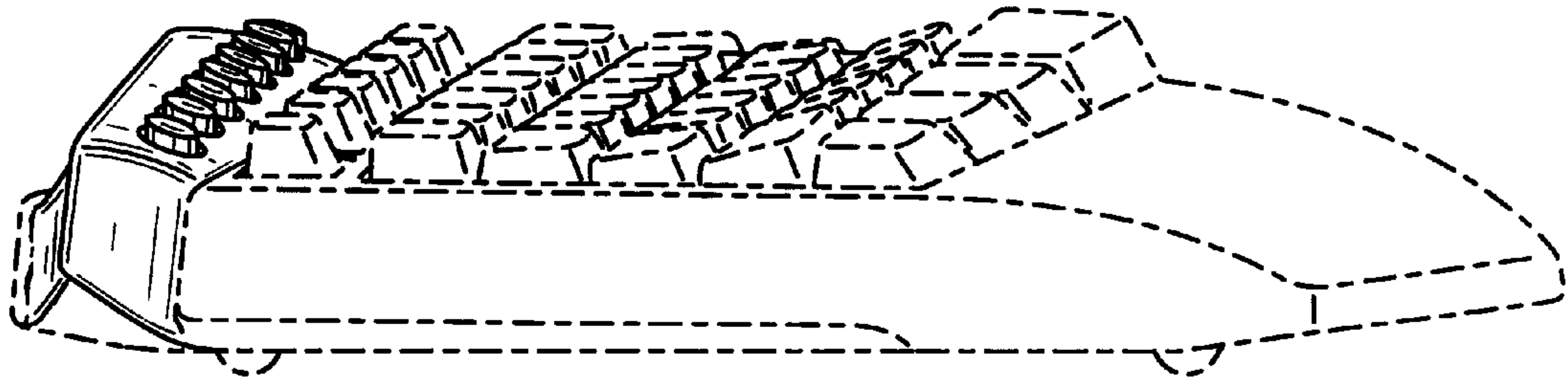


FIG. 3

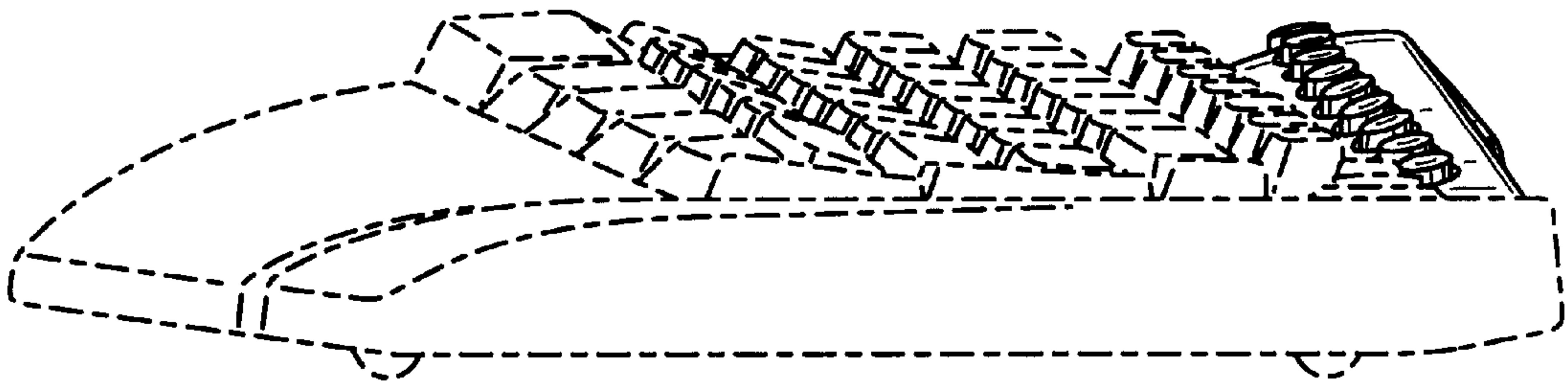


FIG. 4

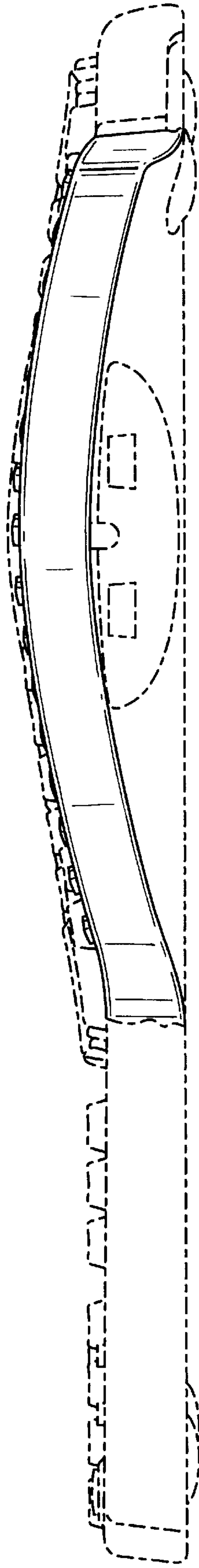


FIG. 5

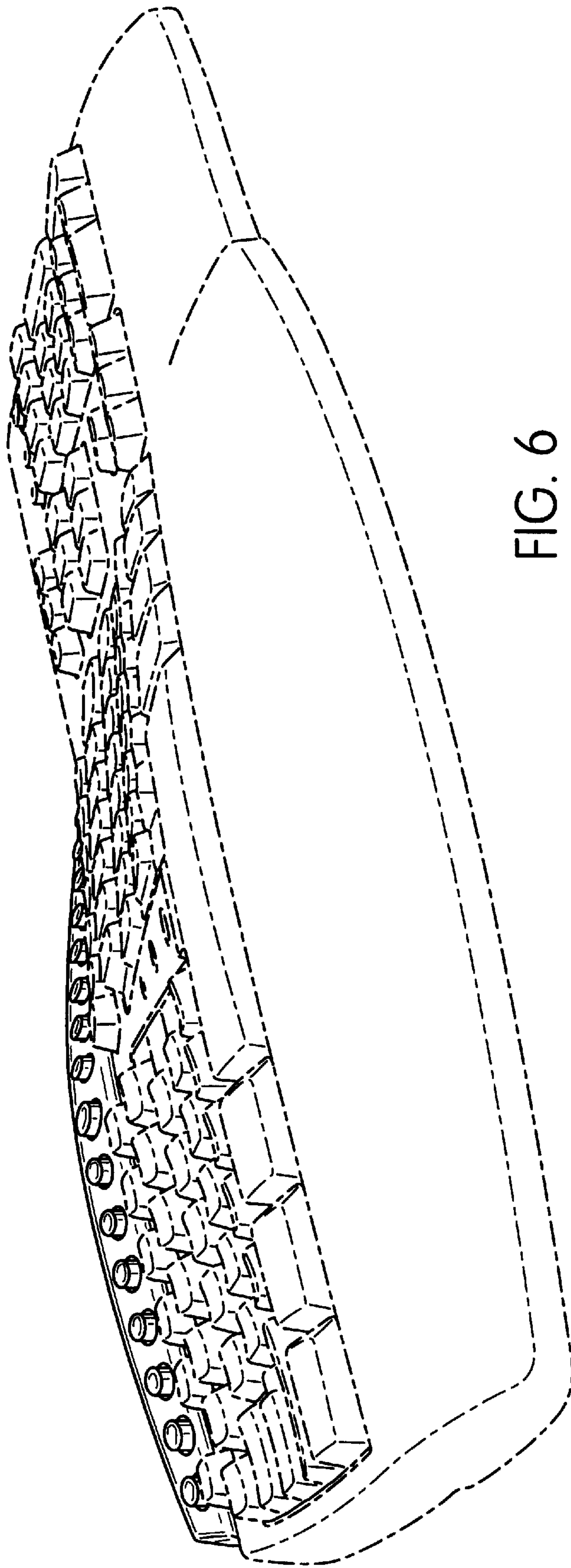


FIG. 6