



US00D442588S

(12) **United States Design Patent**
Lo

(10) **Patent No.:** **US D442,588 S**

(45) **Date of Patent:** **** May 22, 2001**

(54) **HOUSING FOR A COMPUTER TERMINAL**

(75) **Inventor:** **Jammy Y. H. Lo, Kowloon (HK)**

(73) **Assignee:** **VTech Electronics, Ltd. (HK)**

(**) **Term:** **14 Years**

(21) **Appl. No.:** **29/104,709**

(22) **Filed:** **May 11, 1999**

(51) **LOC (7) Cl.** **14-02**

(52) **U.S. Cl.** **D14/392**

(58) **Field of Search** D14/331, 392,
D14/396; D18/1, 2, 7; 235/145 A, 145 R;
178/17 A, 17 C; 200/5 A, 5 R, 6 A, 6 R;
345/160, 168; 341/22, 23; 400/472, 479,
484-486, 492

(56) **References Cited**

U.S. PATENT DOCUMENTS

D. 360,193 * 7/1995 Franzen D14/331

D. 386,754 * 11/1997 Gifford et al. D14/396

D. 387,051 * 12/1997 Peng D14/392

D. 398,003 * 9/1998 Dingman et al. D14/396

* cited by examiner

Primary Examiner—Freda Nunn

(74) *Attorney, Agent, or Firm*—Dick & Harris


(57) **CLAIM**

The ornamental design for a housing for a computer terminal, as shown and described.

DESCRIPTION

FIG. 1 is a top perspective view showing the housing for a computer terminal of my new ornamental design; FIG. 2 is a front elevation thereof; FIG. 3 is a rear elevation thereof; FIG. 4 is a left side elevation thereof; FIG. 5 is a right side elevation thereof; FIG. 6 is a top view thereof; and, FIG. 7 is a bottom view thereof.

1 Claim, 3 Drawing Sheets



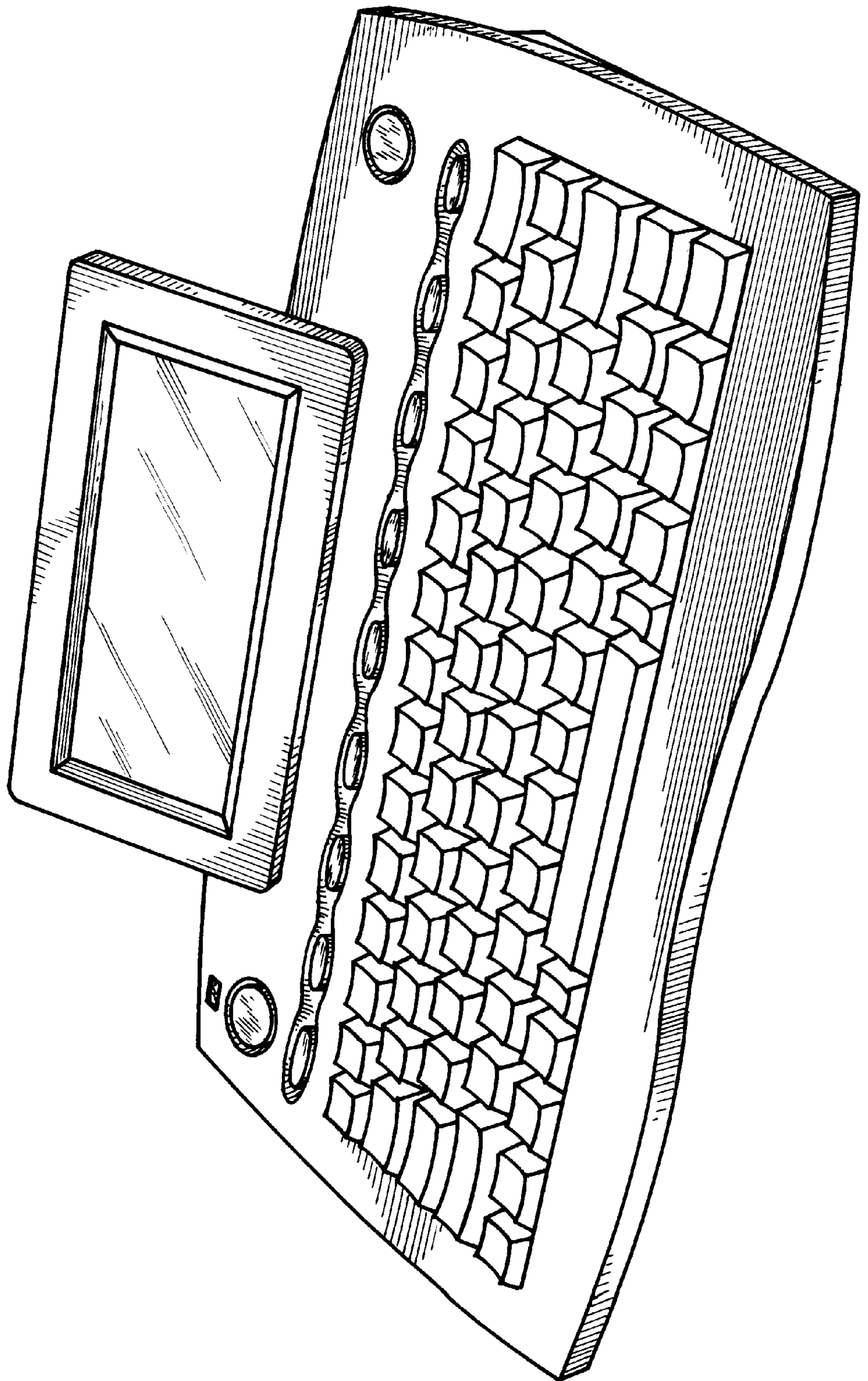


Fig 1

Fig 2




Fig 3

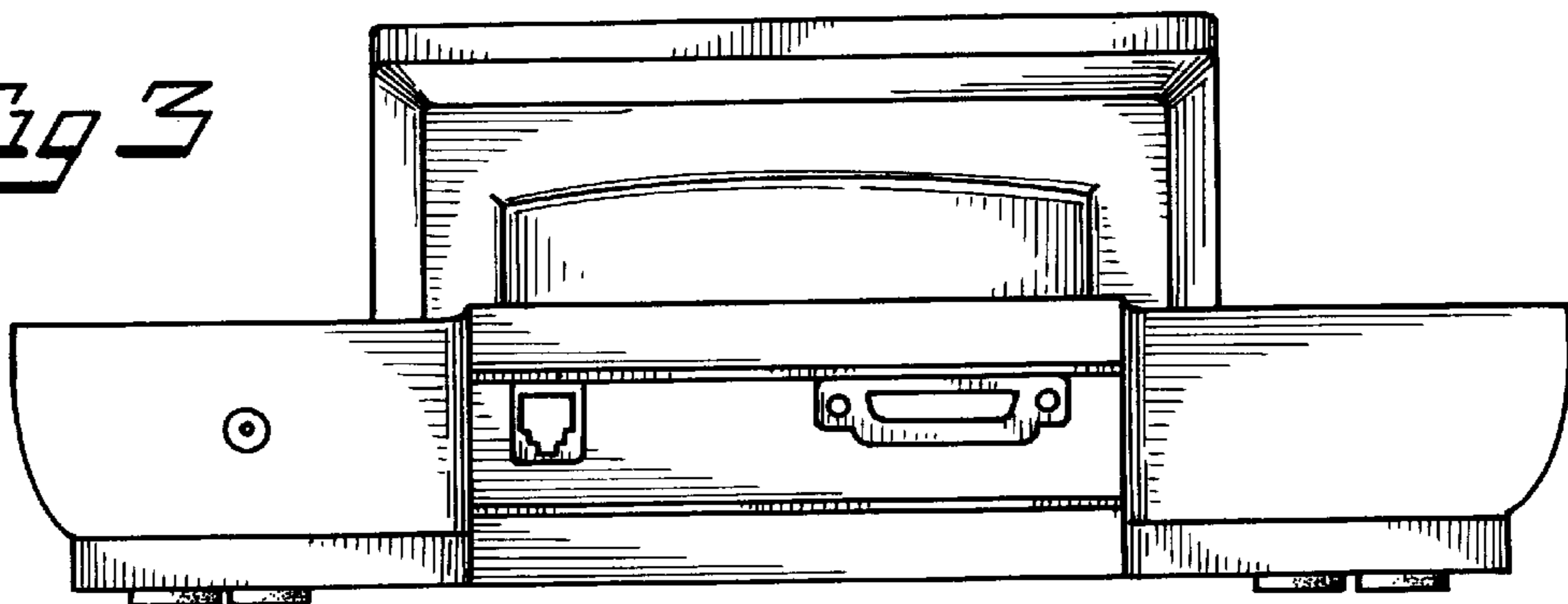


Fig 4

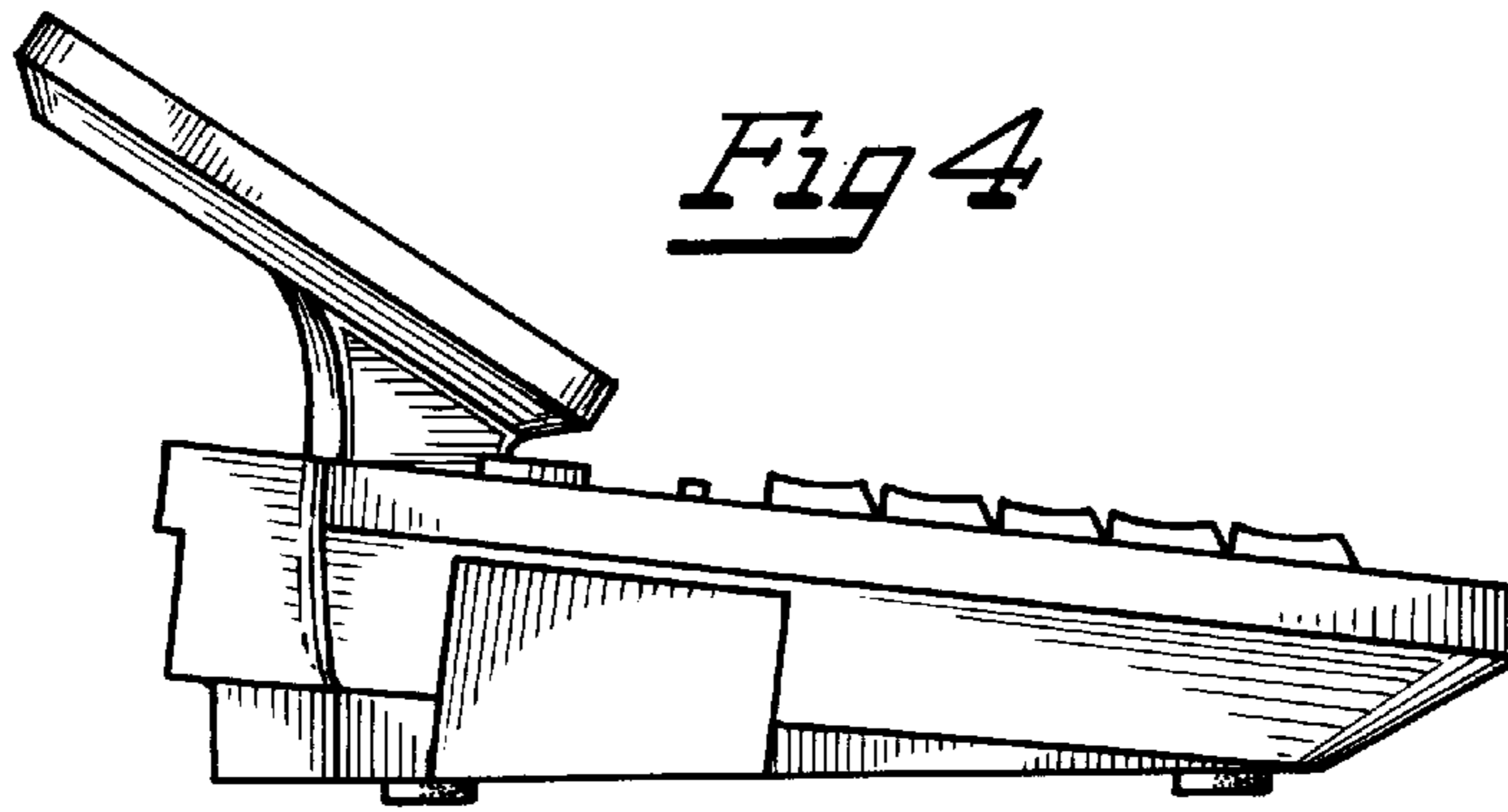


Fig 5




Fig 6




Fig 7

