



US00D442584S

(12) **United States Design Patent**  
**Jean et al.**

(10) **Patent No.:** **US D442,584 S**

(45) **Date of Patent:** **\*\* May 22, 2001**

(54) **COMPUTER CASE**

D. 393,836 \* 4/1998 Hisatsune et al. .... D14/356  
5,884,988 \* 3/1999 Foo et al. .... 312/223.2

(75) Inventors: **Paul Jean**, Taipei; **Ko Chien Kan**,  
Tau-Yuan; **Ying Sheng Yeh**, Taipei, all  
of (TW)

\* cited by examiner

(73) Assignee: **Hon Hai Precision Ind. Co., Ltd.**,  
Taipei Hsien (TW)

*Primary Examiner*—Freda Nunn  
(74) *Attorney, Agent, or Firm*—Wei Te Chung

(\*\*) Term: **14 Years**

(57) **CLAIM**

(21) Appl. No.: **29/126,838**

The ornamental design for a computer case, as shown.

(22) Filed: **Jul. 24, 2000**

**DESCRIPTION**

(30) **Foreign Application Priority Data**

May 30, 2000 (TW) ..... 089303660

(51) **LOC (7) Cl.** ..... **14-02**

(52) **U.S. Cl.** ..... **D14/349**

(58) **Field of Search** ..... D14/348-355,  
D14/308, 312, 356; D13/162, 184, 199;  
D6/432, 436, 445, 448; 312/223.2, 223.3;  
360/99.12; 369/34, 36; 361/690-696

FIG. 1 is a perspective view of a computer case showing our  
new design;

FIG. 2 is a front elevational view thereof;

FIG. 3 is a rear elevational view thereof;

FIG. 4 is a left side elevational view thereof;

FIG. 5 is a right side elevational view thereof;

FIG. 6 is a top plan view thereof; and,

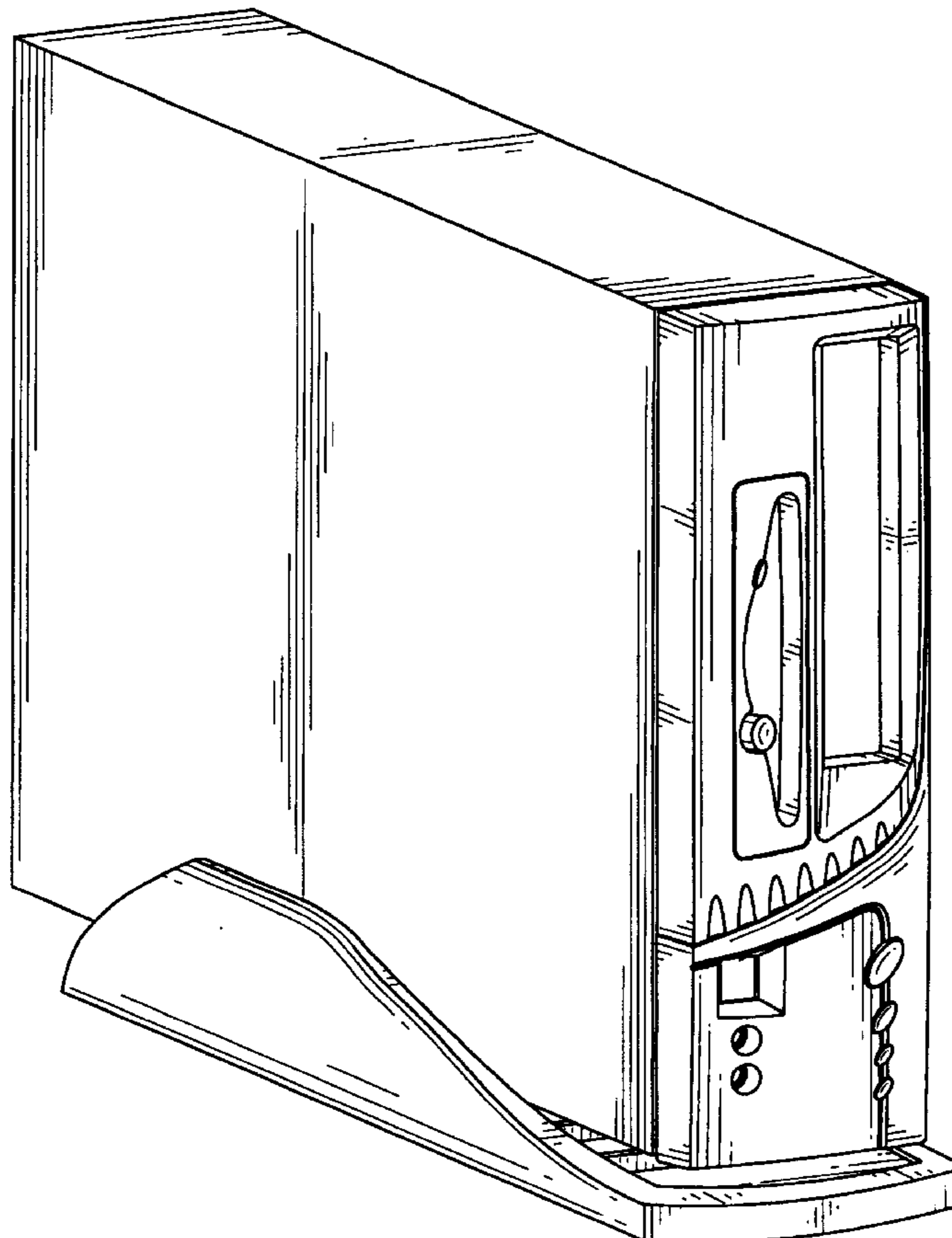
FIG. 7 is a bottom plan view thereof.

(56) **References Cited**

**U.S. PATENT DOCUMENTS**

D. 393,248 \* 4/1998 Lin ..... D14/351

**1 Claim, 7 Drawing Sheets**



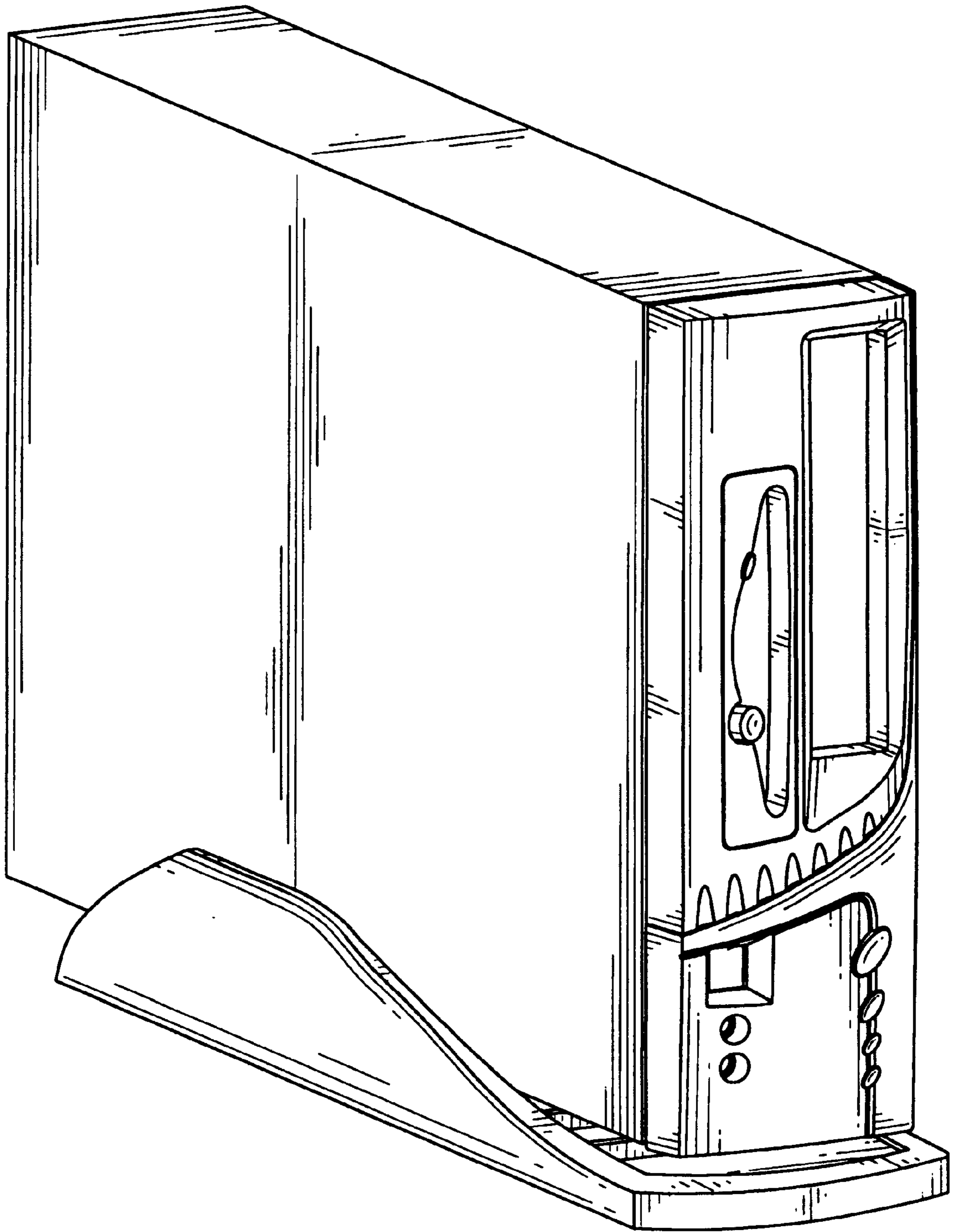


FIG. 1

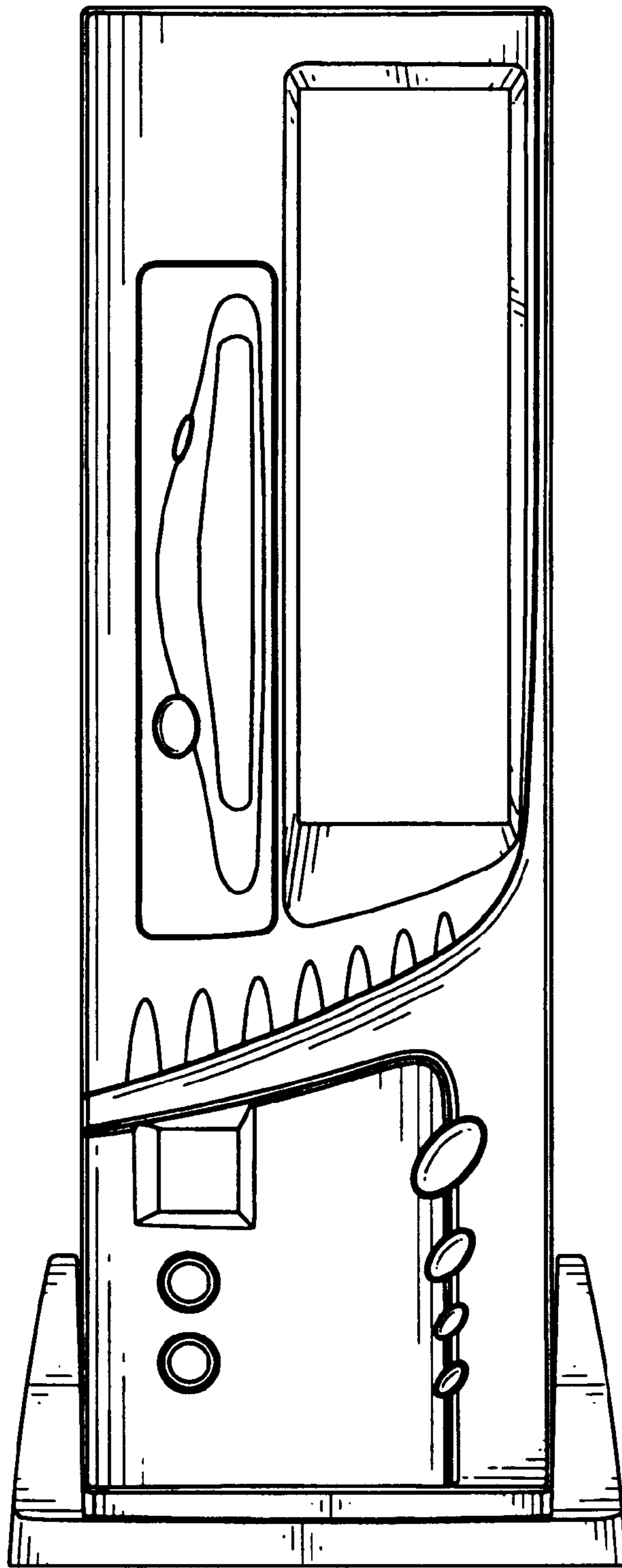


FIG. 2

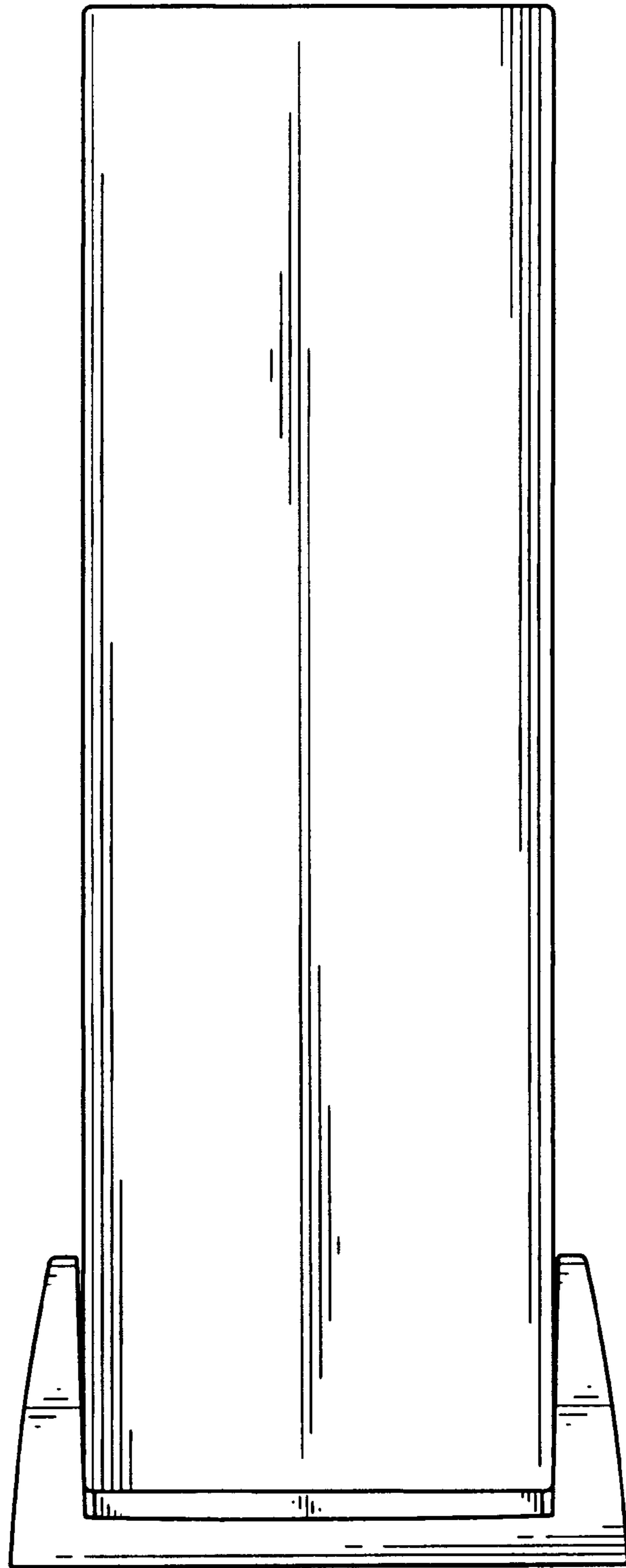


FIG. 3




FIG. 4




FIG. 5




FIG. 6

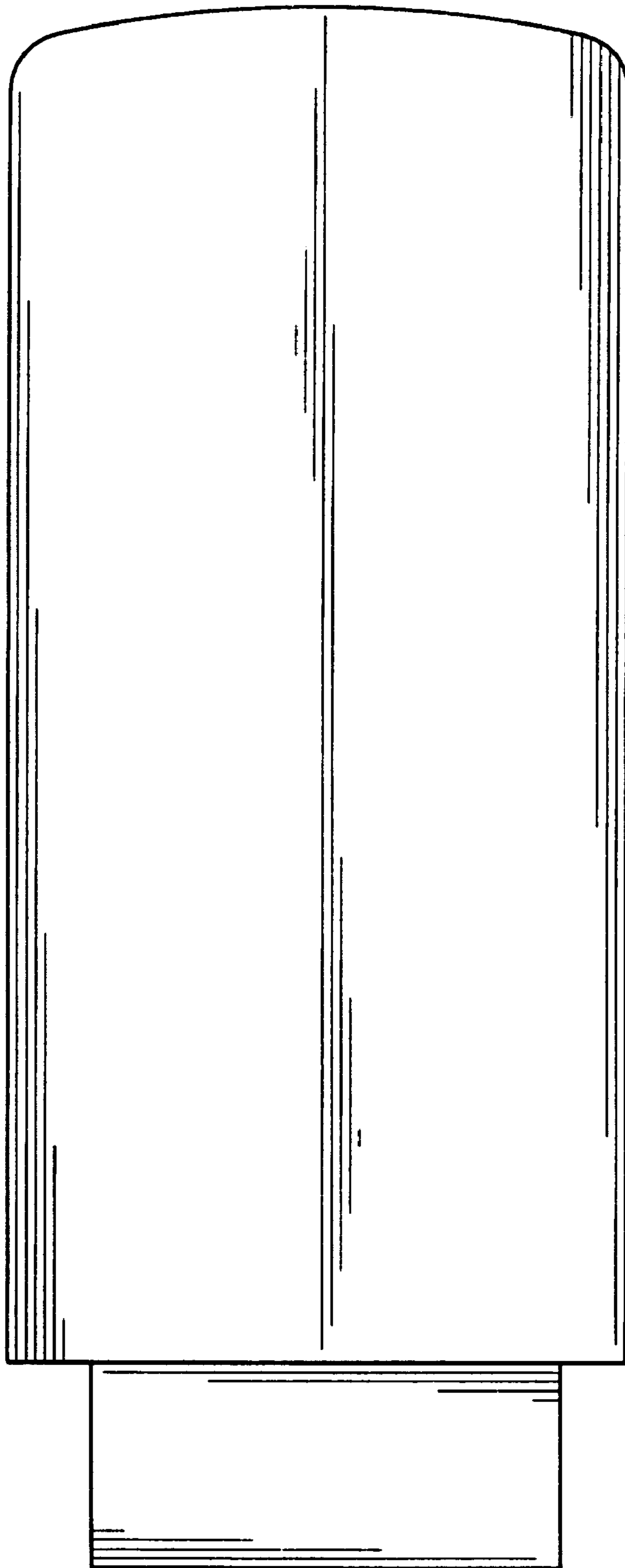


FIG. 7