



US00D442538S

(12) **United States Design Patent**  
**Wagner et al.**

(10) **Patent No.:** **US D442,538 S**

(45) **Date of Patent:** **\*\* May 22, 2001**

(54) **MOUNTING ARRANGEMENT FOR MUFFLER**

(75) Inventors: **Wayne M. Wagner**, Apple Valley, MN (US); **Eivind Stenersen**, River Falls, WI (US); **David E. Winnes**, Bloomington, MN (US)

(73) Assignee: **Donaldson Company, Inc.**, Minneapolis, MN (US)

(\*\*) Term: **14 Years**

(21) Appl. No.: **29/096,608**

(22) Filed: **Nov. 16, 1998**

(51) **LOC (7) Cl.** ..... **12-06**

(52) **U.S. Cl.** ..... **D12/223**

(58) **Field of Search** ..... D12/223; 180/296; 285/322, 419; 181/243, 311; D8/373, 354, 349

(56) **References Cited**

**U.S. PATENT DOCUMENTS**

Re. 30,042	7/1979	Hiemstra et al. .	
2,026,446	12/1935	Trott .	
2,081,546	5/1937	MacPherson .	
2,160,808	6/1939	Bradley .	
3,129,962 *	4/1964	Cohen .....	181/243

3,386,526	6/1968	Burg .
3,746,127	7/1973	Leventhal .
3,944,265	3/1976	Hiemstra et al. .
4,183,122	1/1980	Wagner .
4,558,891	12/1985	Wagner et al. .
4,790,574	12/1988	Wagner et al. .
5,116,083	5/1992	Gillingham et al. .

\* cited by examiner

*Primary Examiner*—Holly Baynham

(74) *Attorney, Agent, or Firm*—Merchant & Gould P.C.

(57) **CLAIM**

The ornamental design for mounting arrangement for muffler, as shown and described.

**DESCRIPTION**

FIG. 1 is a front elevational view of a mounting hanger attached to a strap; the back elevational view being substantially identical thereto;

FIG. 2 is a side elevational view of the mounting hanger and strap of FIG. 5;

FIG. 3 is a side elevational view of the mounting hanger and strap of FIG. 5;

FIG. 4 is a bottom plan view of the mounting hanger and strap of FIG. 5; and,

FIG. 5 is a top plan view of the mounting hanger and strap of FIG. 5.

**1 Claim, 3 Drawing Sheets**

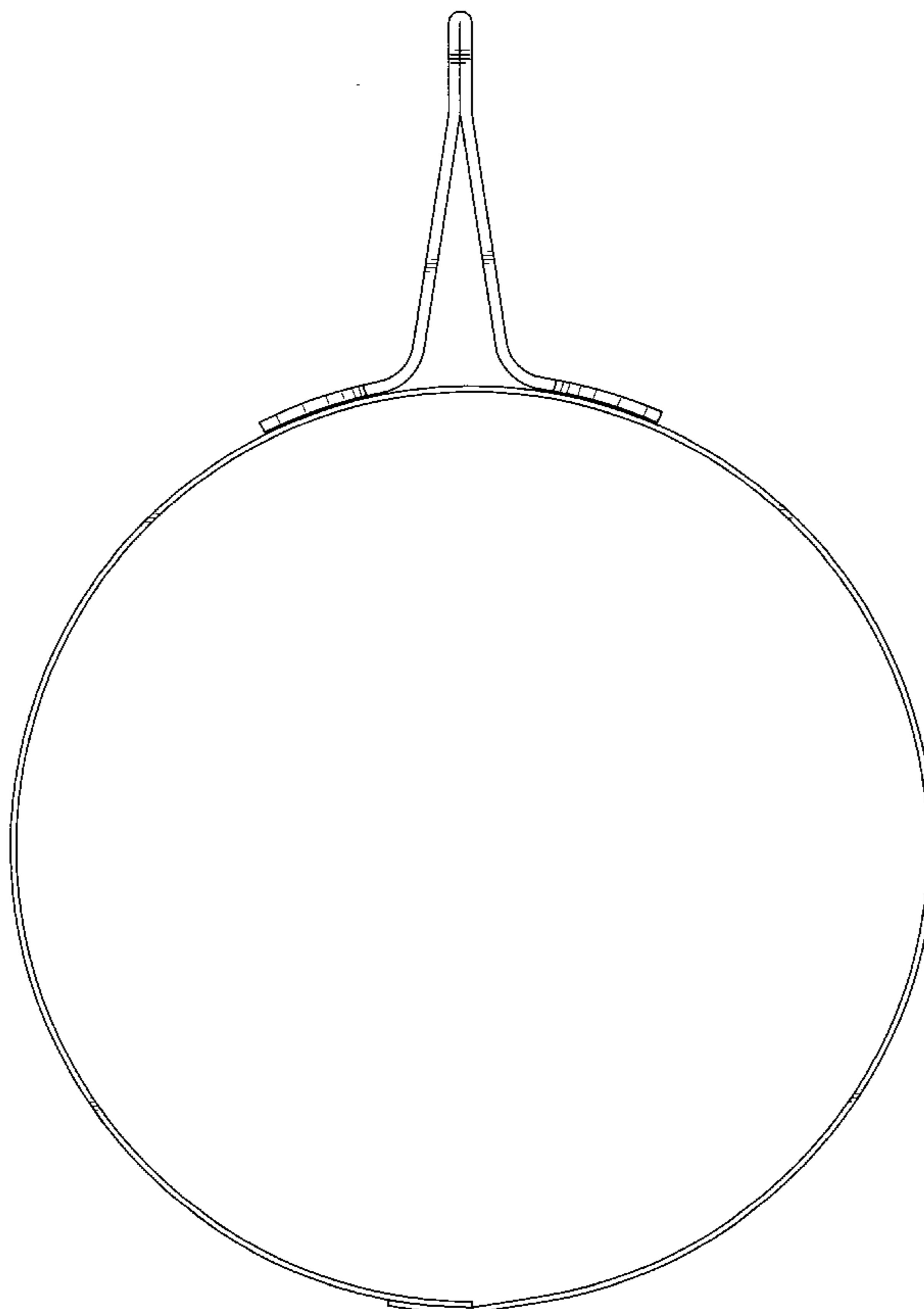


FIG. 1

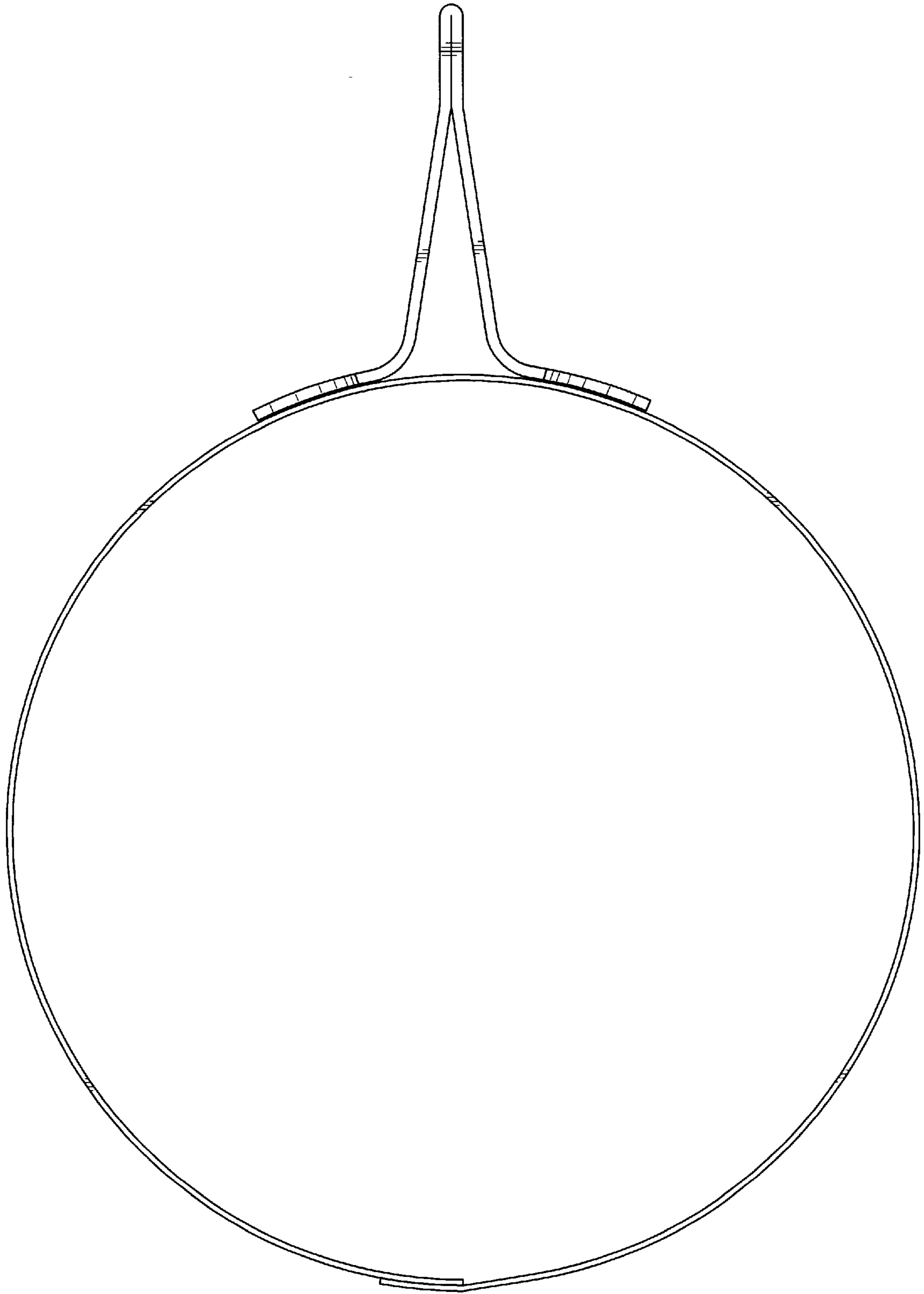


FIG. 2

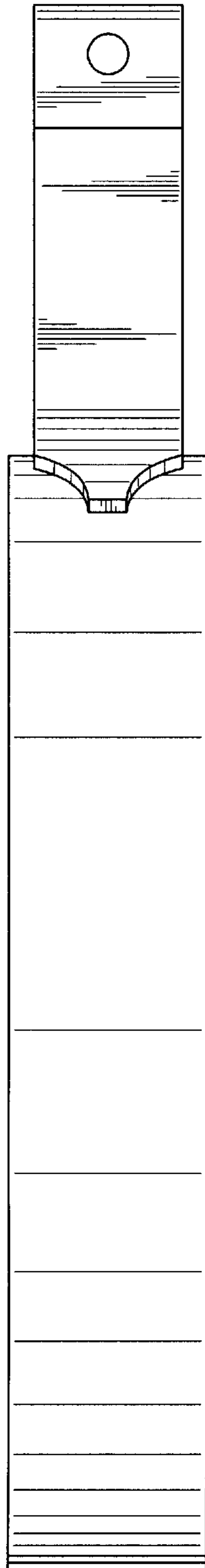


FIG. 3




FIG. 4

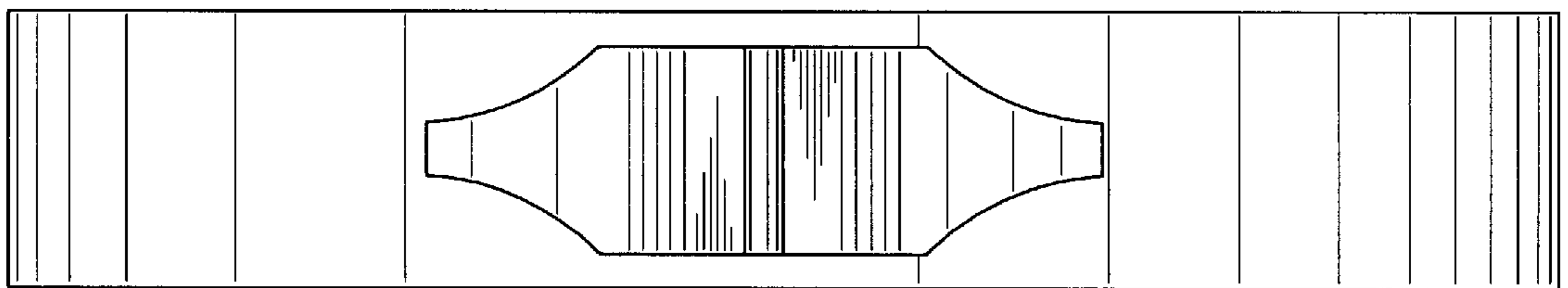


FIG. 5

