



US00D442537S

(12) **United States Design Patent**
Kim

(10) **Patent No.:** **US D442,537 S**

(45) **Date of Patent:** **** May 22, 2001**

(54) **AUTOMOBILE WINDOW WIPER FRAME**

(75) Inventor: **In-Kyu Kim**, Kyonggi-do (KR)

(73) Assignee: **ADM 21 Co., Ltd.** (KR)

(**) Term: **14 Years**

(21) Appl. No.: **29/132,296**

(22) Filed: **Nov. 7, 2000**

(30) **Foreign Application Priority Data**

Oct. 4, 2000 (KR) 2000-25302

(51) **LOC (7) Cl.** **12-06**

(52) **U.S. Cl.** **D12/219**

(58) **Field of Search** D12/219, 220;
15/250.01, 250.04, 250.07, 250.22, 250.32,
250.41, 250.46, 250.201, 250.351, 250.361,
250.451-250.454

(56) **References Cited**

U.S. PATENT DOCUMENTS

- D. 287,709 * 1/1987 Mower et al. D12/219
- D. 308,660 * 6/1990 Fisher D12/219
- D. 329,034 * 9/1992 Charet et al. D12/219
- D. 331,381 * 12/1992 Lee D12/219
- D. 332,593 * 1/1993 Gerardiello et al. D12/219
- D. 334,910 * 4/1993 Lee D12/219
- D. 347,610 * 6/1994 Charet et al. D12/219

- D. 354,473 * 1/1995 Lee D12/219
- D. 370,199 * 5/1996 Kim D12/219
- D. 370,653 * 6/1996 Kim D12/219
- D. 370,654 * 6/1996 Kim D12/219
- D. 372,012 * 7/1996 Fitzgerald et al. D12/219
- D. 378,365 * 3/1997 Fitzgerald D12/219
- D. 390,823 * 2/1998 Baranowski et al. D12/220
- D. 398,281 * 9/1998 Juran et al. D12/219
- D. 414,456 * 9/1999 Hussaini et al. D12/219
- D. 434,715 * 12/2000 Wang D12/219

* cited by examiner

Primary Examiner—Stacia Cadmus

(57) **CLAIM**

The ornamental design for an automobile window wiper frame, as shown and described.

DESCRIPTION

FIG. 1 is a perspective view of an automobile window wiper frame showing my new design;
 FIG. 2 is a front elevational view thereof;
 FIG. 3 is a rear elevational view thereof;
 FIG. 4 is a left side elevational view thereof;
 FIG. 5 is a right side elevational view thereof;
 FIG. 6 is a top plan view thereof;
 FIG. 7 is a bottom plan view thereof; and,
 FIG. 8 is a perspective view enlarging essential parts thereof.

1 Claim, 4 Drawing Sheets

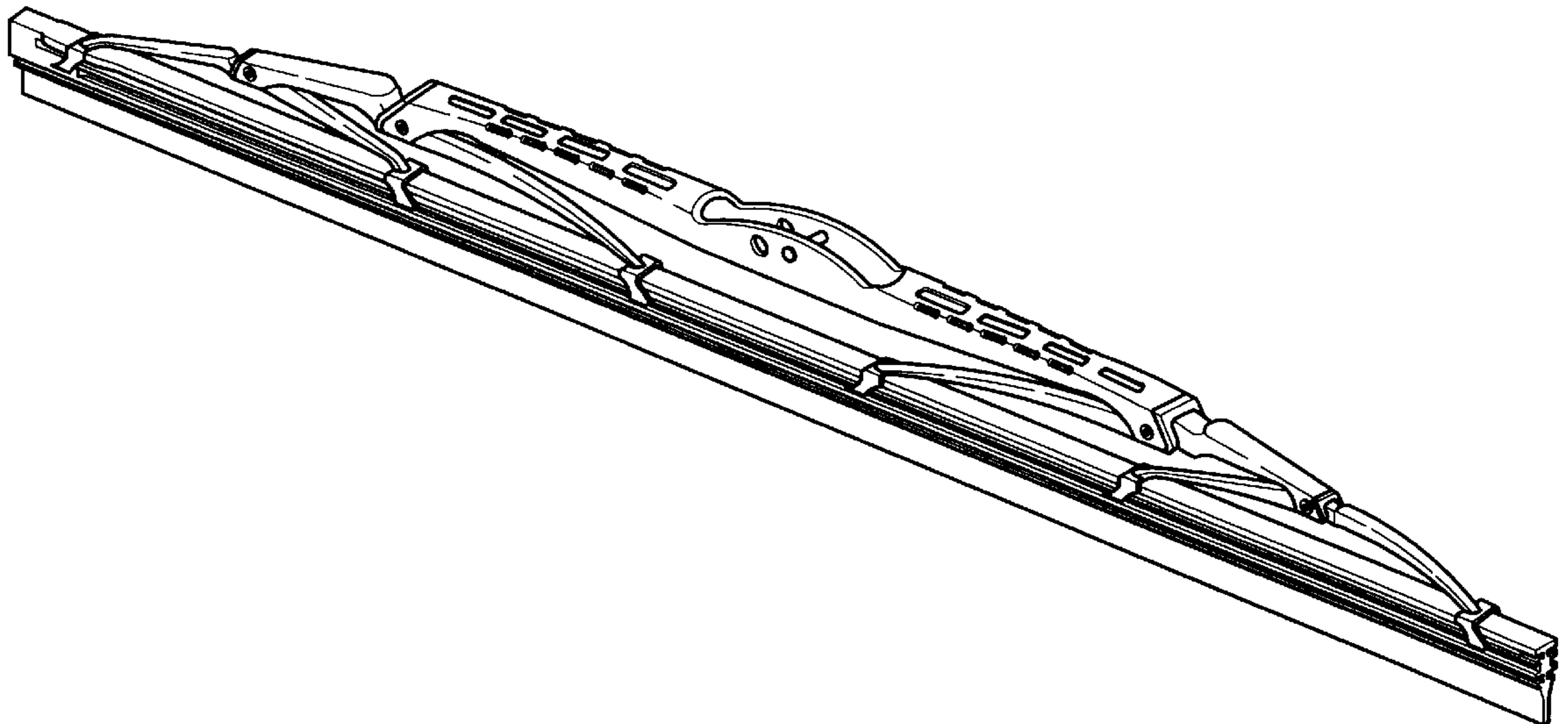


Fig. 1

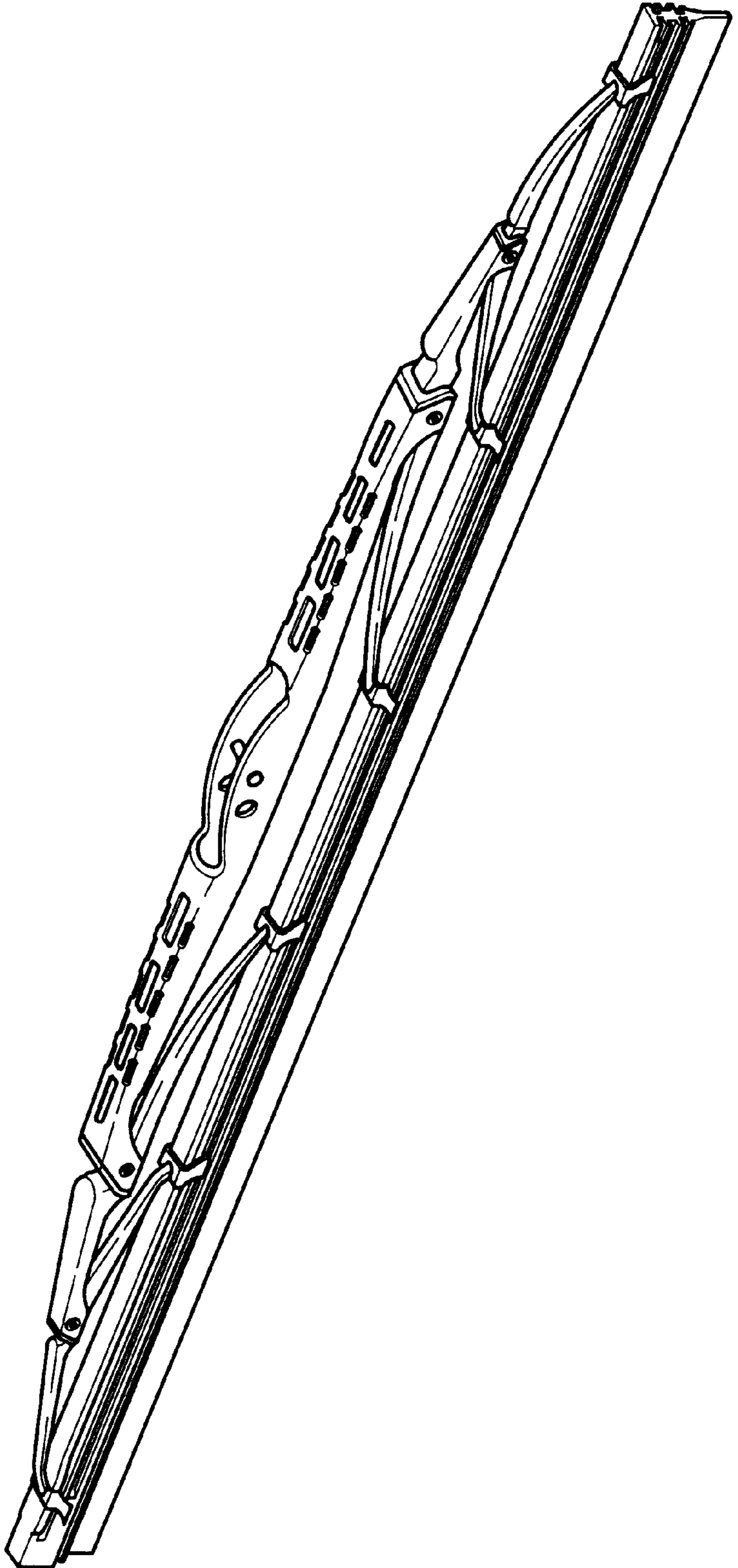


Fig. 2

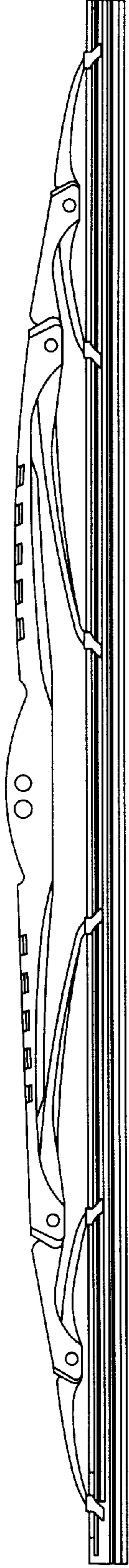


Fig. 3

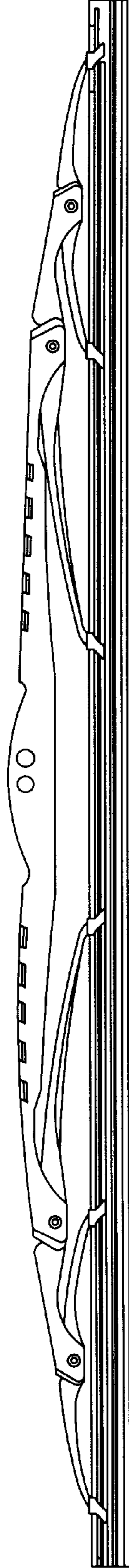


Fig. 4

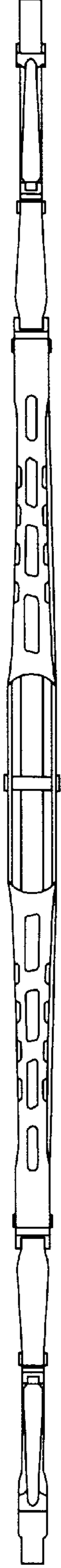


Fig. 5



Fig. 6



Fig. 7



Fig. 8

