



US00D442530S

(12) **United States Design Patent**
Lu

(10) **Patent No.:** **US D442,530 S**

(45) **Date of Patent:** **** May 22, 2001**

(54) **VEHICLE CARPET PAD**

(75) **Inventor:** **Michael Lu, Tainan Hsien (TW)**

(73) **Assignee:** **Packy Poda, Inc., Tainan Hsien (TW)**

(**) **Term:** **14 Years**

(21) **Appl. No.:** **29/133,519**

(22) **Filed:** **Nov. 30, 2000**

(51) **LOC (7) Cl.** **12-16**

(52) **U.S. Cl.** **D12/203**

(58) **Field of Search** D12/203; D6/582-586,
D6/592; 296/97.23; 15/215-217; 428/141;
280/163, 164.1

(56) **References Cited**

U.S. PATENT DOCUMENTS

D. 420,965	*	2/2000	Iacovelli et al.	D12/203
D. 422,256	*	4/2000	Lu	D12/203
D. 424,498	*	5/2000	Iacovelli	D12/203
D. 425,005	*	5/2000	Rizvi	D12/203
D. 425,468	*	5/2000	Hussaini et al.	D12/203
D. 429,204	*	8/2000	Lu	D12/203

D. 429,679	*	8/2000	Hussaini et al.	D12/203
D. 432,478	*	10/2000	Lu	D12/203
D. 432,966	*	10/2000	Iacovelli et al.	D12/203
D. 433,367	*	11/2000	Iacovelli	D12/203

* cited by examiner

Primary Examiner—Stacia Cadmus

(74) *Attorney, Agent, or Firm*—Alan D. Kamrath; Rider, Bennett, Egan & Arundel, LLP

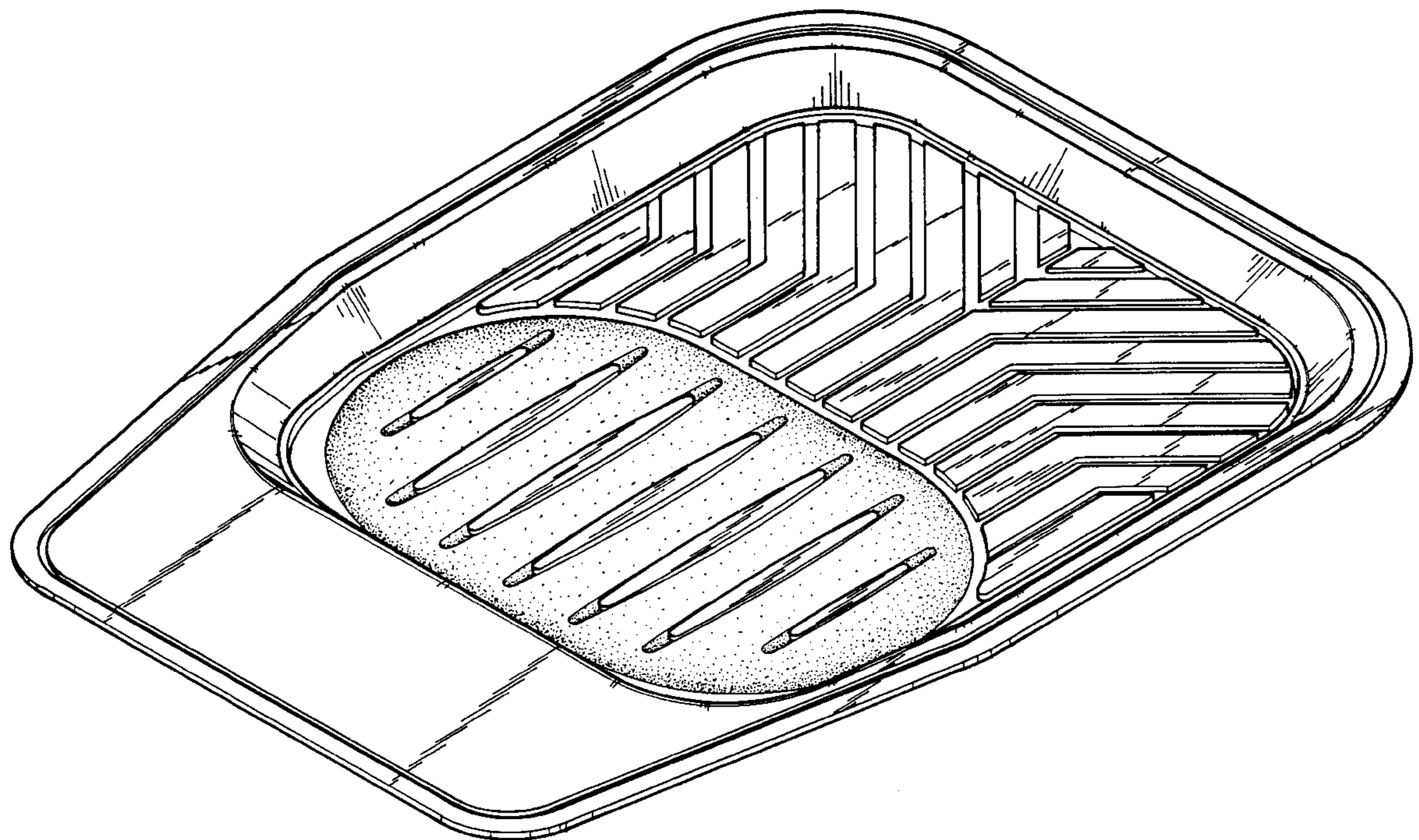
(57) **CLAIM**

The ornamental design for a vehicle carpet pad, as shown and described.

DESCRIPTION

FIG. 1 is a perspective view of a vehicle carpet pad showing my new design;
FIG. 2 is a front elevational view thereof;
FIG. 3 is a rear elevational view thereof;
FIG. 4 is a left side elevational view thereof.
FIG. 5 is a right side elevational view thereof;
FIG. 6 is a top plan view thereof; and,
FIG. 7 is a bottom plan view thereof.

1 Claim, 5 Drawing Sheets



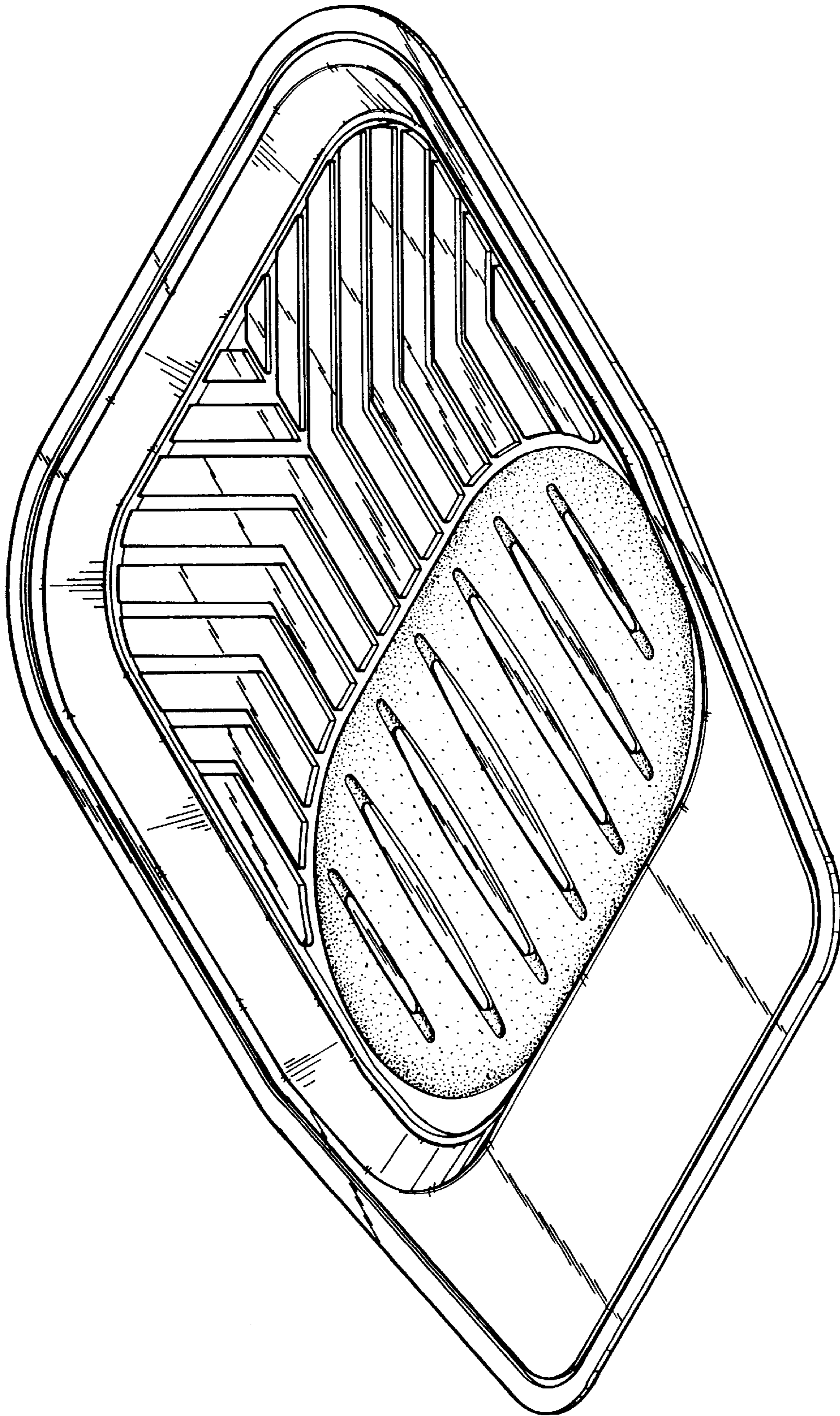
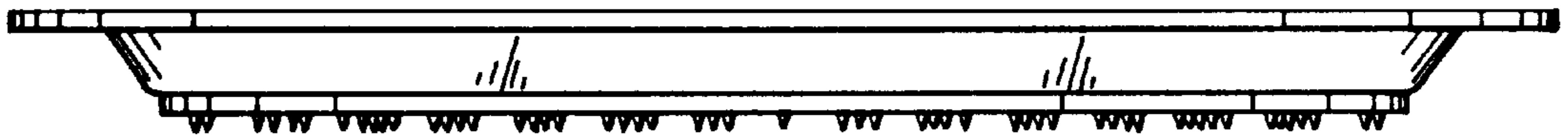


FIG. 1



F I G. 2



F I G. 3

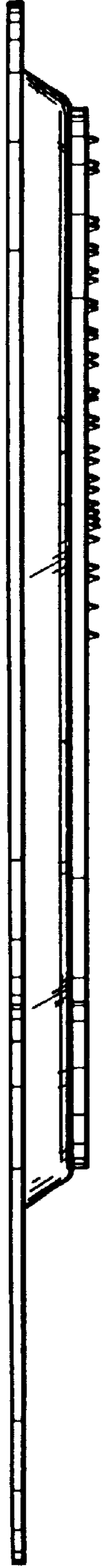


FIG. 4



FIG. 5

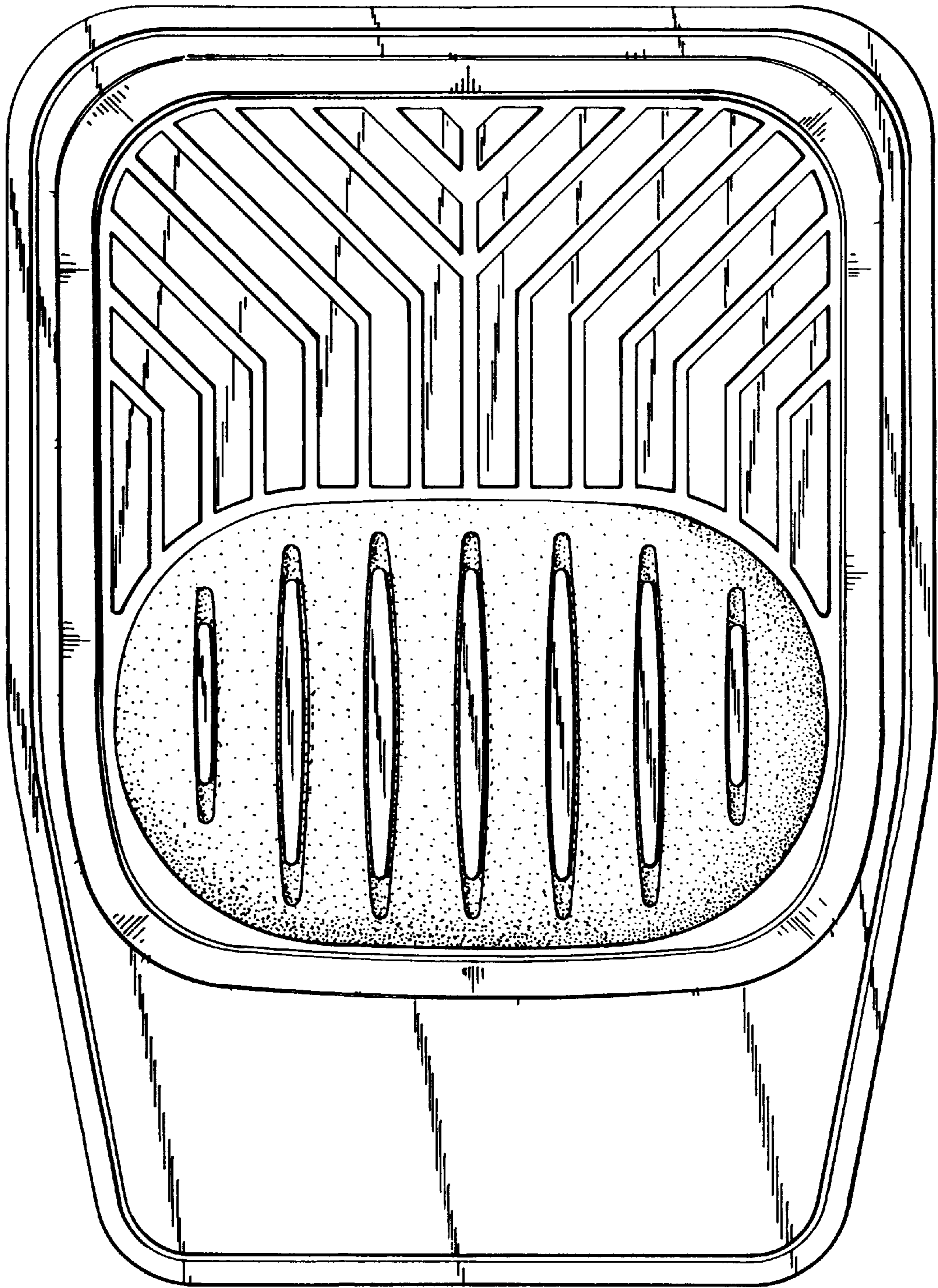


FIG. 6

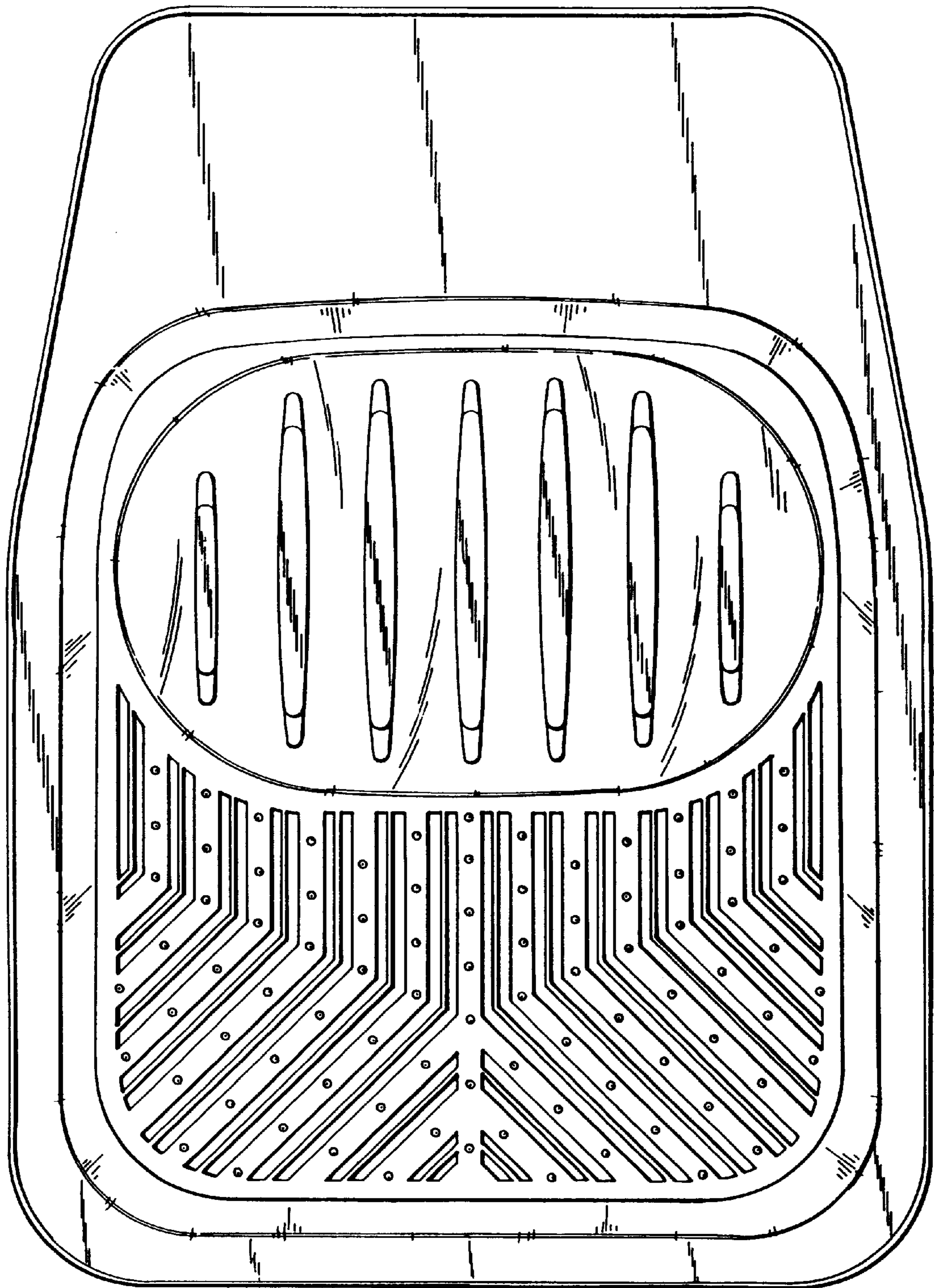


FIG. 7