



US00D442525S

(12) **United States Design Patent** (10) **Patent No.:** **US D442,525 S**
Allison (45) **Date of Patent:** **** May 22, 2001**

(54) **TIRE TREAD**

(75) Inventor: **William B. Allison**, Cuyahoga Falls, OH (US)

(73) Assignee: **Bridgestone/Firestone Research, Inc.**, Akron, OH (US)

(**) Term: **14 Years**

(21) Appl. No.: **29/118,662**

(22) Filed: **Feb. 11, 2000**

(51) **LOC (7) Cl.** **12-15**

(52) **U.S. Cl.** **D12/147**

(58) **Field of Search** D12/134-152;
152/209.1, 209.8, 209.9, 209.11, 209.12,
209.13, 209.28, 900, 901, 902, 903

(56) **References Cited**

U.S. PATENT DOCUMENTS

D. 313,210	12/1990	Tsutsumi et al.	D12/146
D. 365,068	12/1995	Kotanides, Jr. et al.	D12/147
D. 379,336	5/1997	Hanlon et al.	D12/147
D. 380,994	7/1997	Morishita et al.	D12/141
D. 381,302	7/1997	Rohweder et al.	D12/141
D. 384,614	10/1997	Hanlon et al.	D12/147
D. 391,906	3/1998	Kousaie	D12/147
D. 412,470	8/1999	Downey	D12/141

OTHER PUBLICATIONS

Michelin MXV3-A Tire, 1999 Tread Design Guide, p. 49.
3/4, Jan. 1999.*

* cited by examiner

Primary Examiner—Robert M. Spear

(74) *Attorney, Agent, or Firm*—Michael Sand; Thomas R. Kingsbury; John H. Hornickel

(57) **CLAIM**

The ornamental design for a tire tread, as shown and described.

DESCRIPTION

FIG. 1 is a side perspective view of a tire tread showing my new design, it being understood that the tread pattern is repeated throughout the circumference of the tire tread, the opposite side being the same as that shown;

FIG. 2 is a front elevational view thereof;

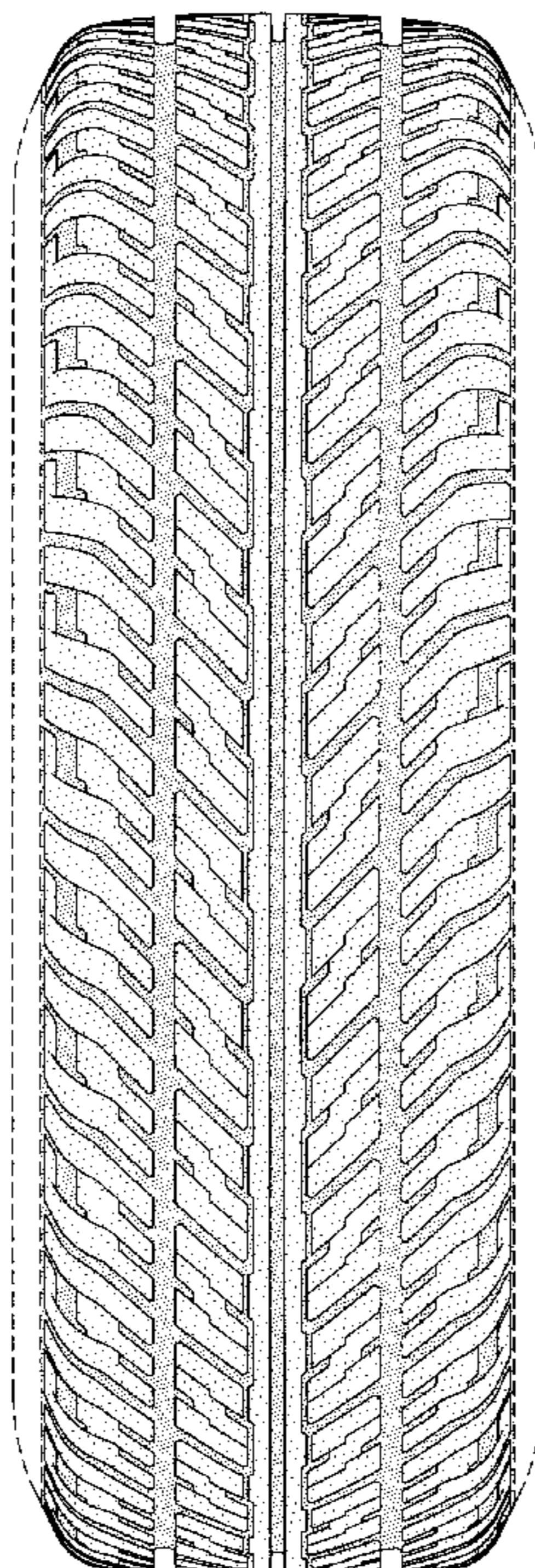
FIG. 3 is a side elevational view of the right side thereof;

FIG. 4 is a side elevational view of the left side thereof; and,

FIG. 5 is an enlarged fragmentary front elevational view thereof.

The dark stippled surface shading represents the recessed portion of the tread grooves, having a depth as best shown in FIG. 2; the broken lines defining the tire sidewall and inner bead and the peripheral boundary between the tire tread and sidewall are for illustrative purposes only and form no part of the claimed design.

1 Claim, 5 Drawing Sheets



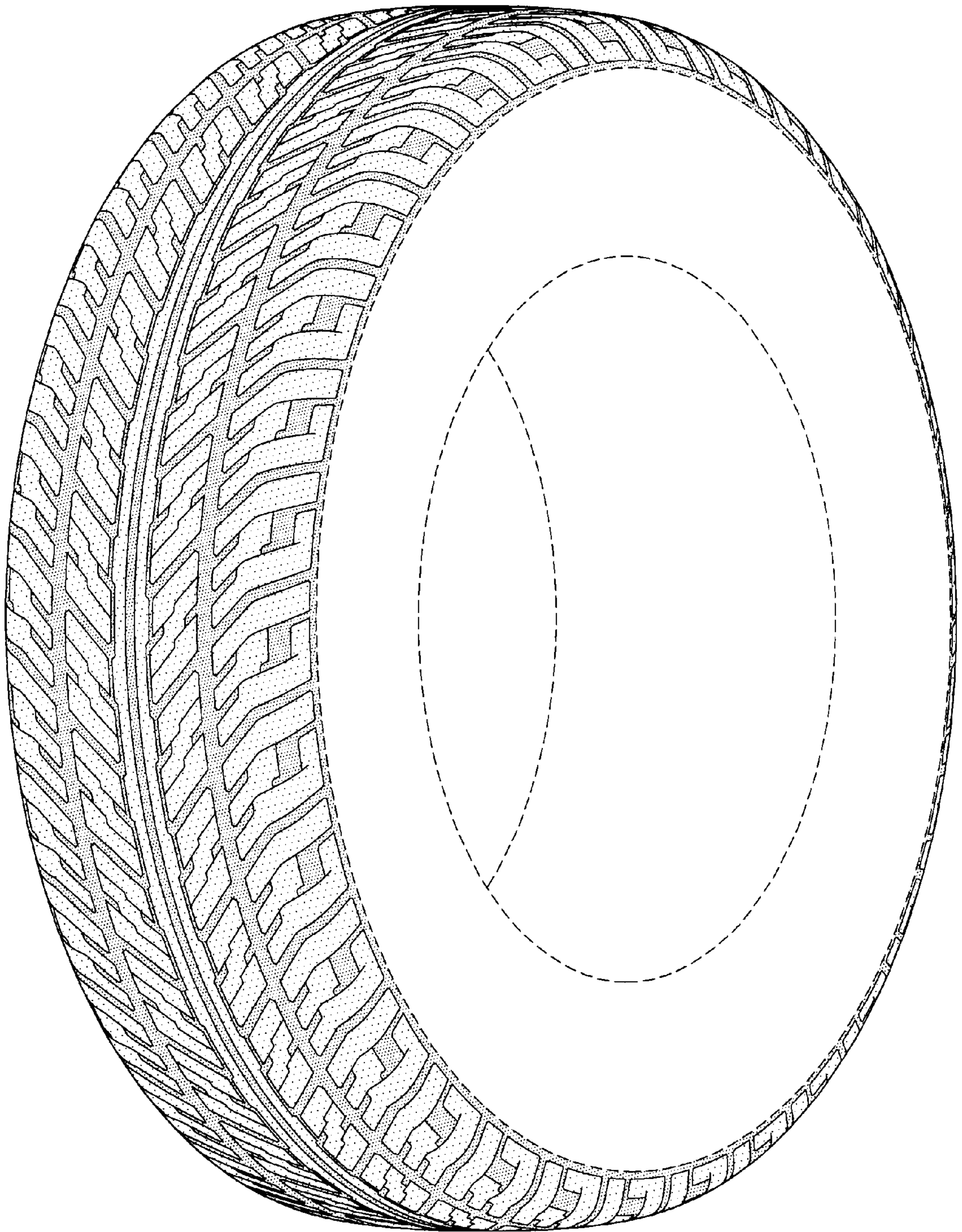


FIG-1

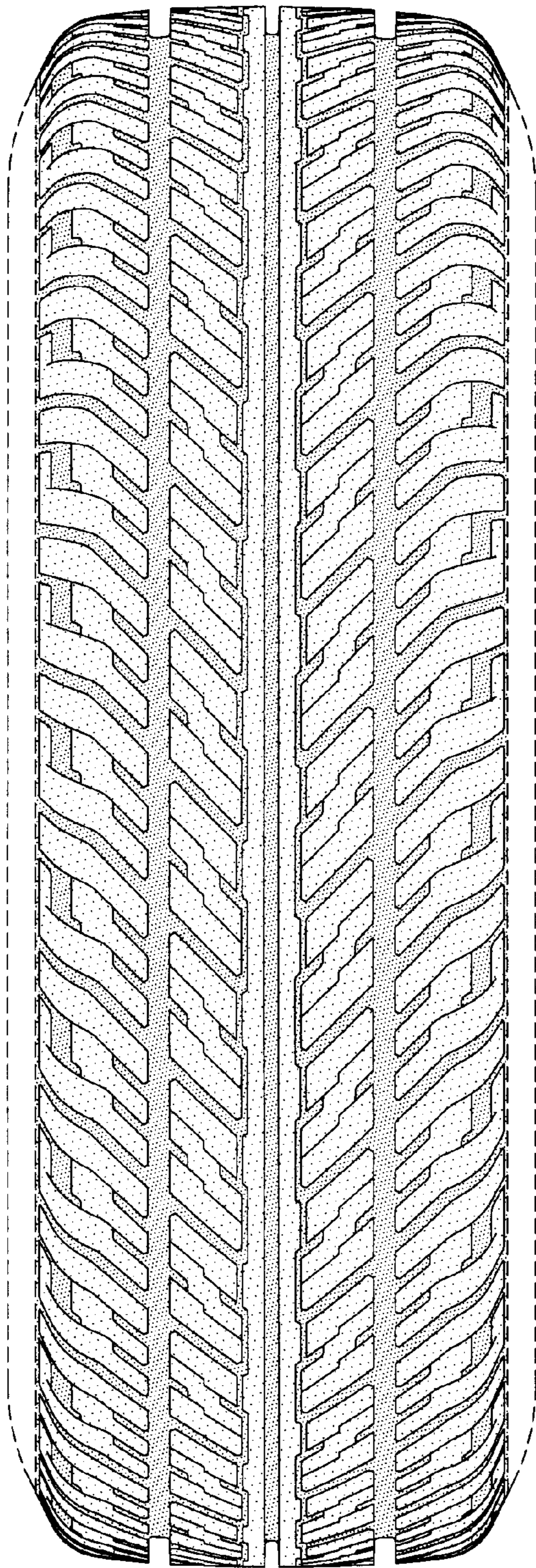


FIG-2

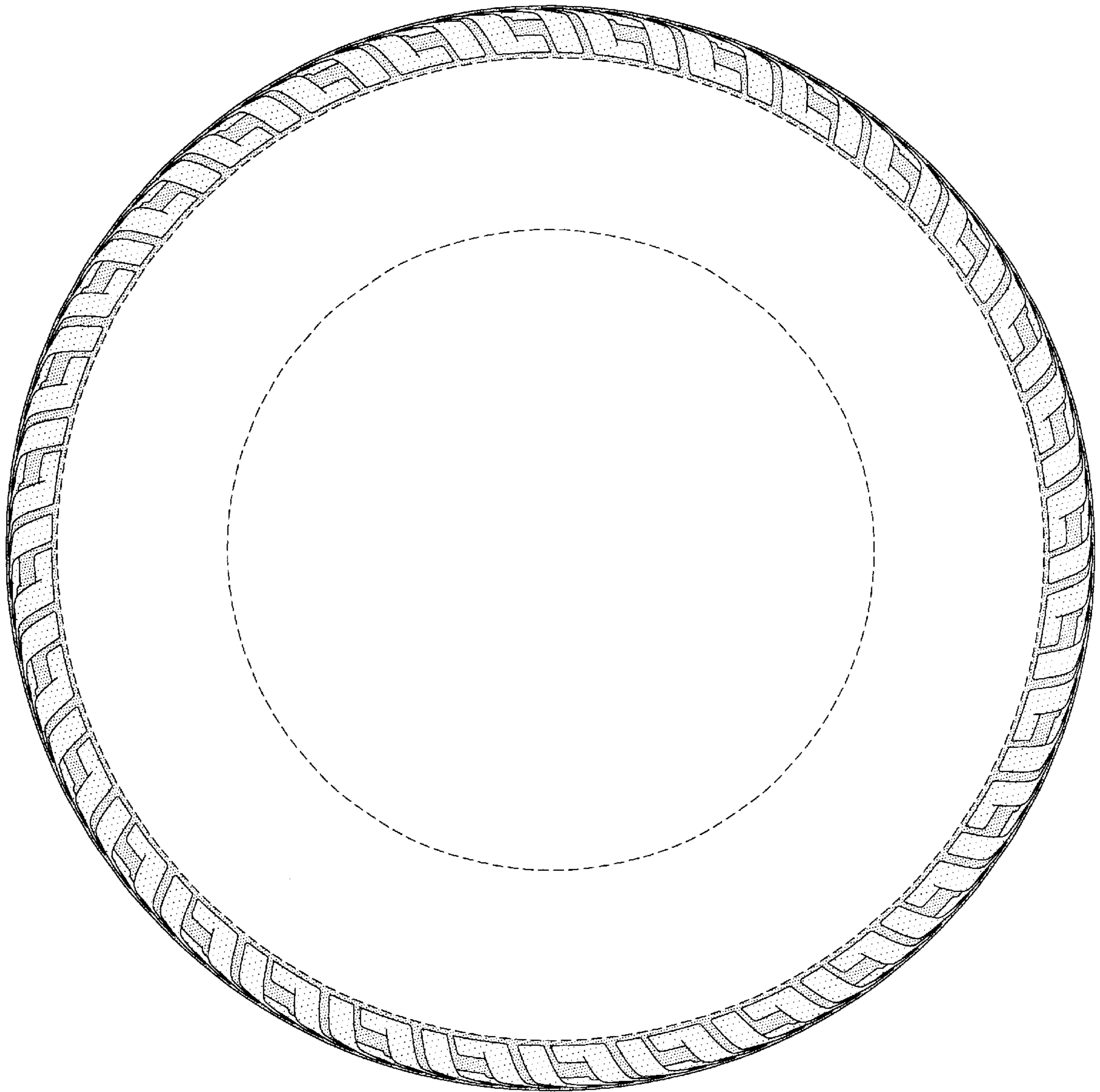


FIG-3

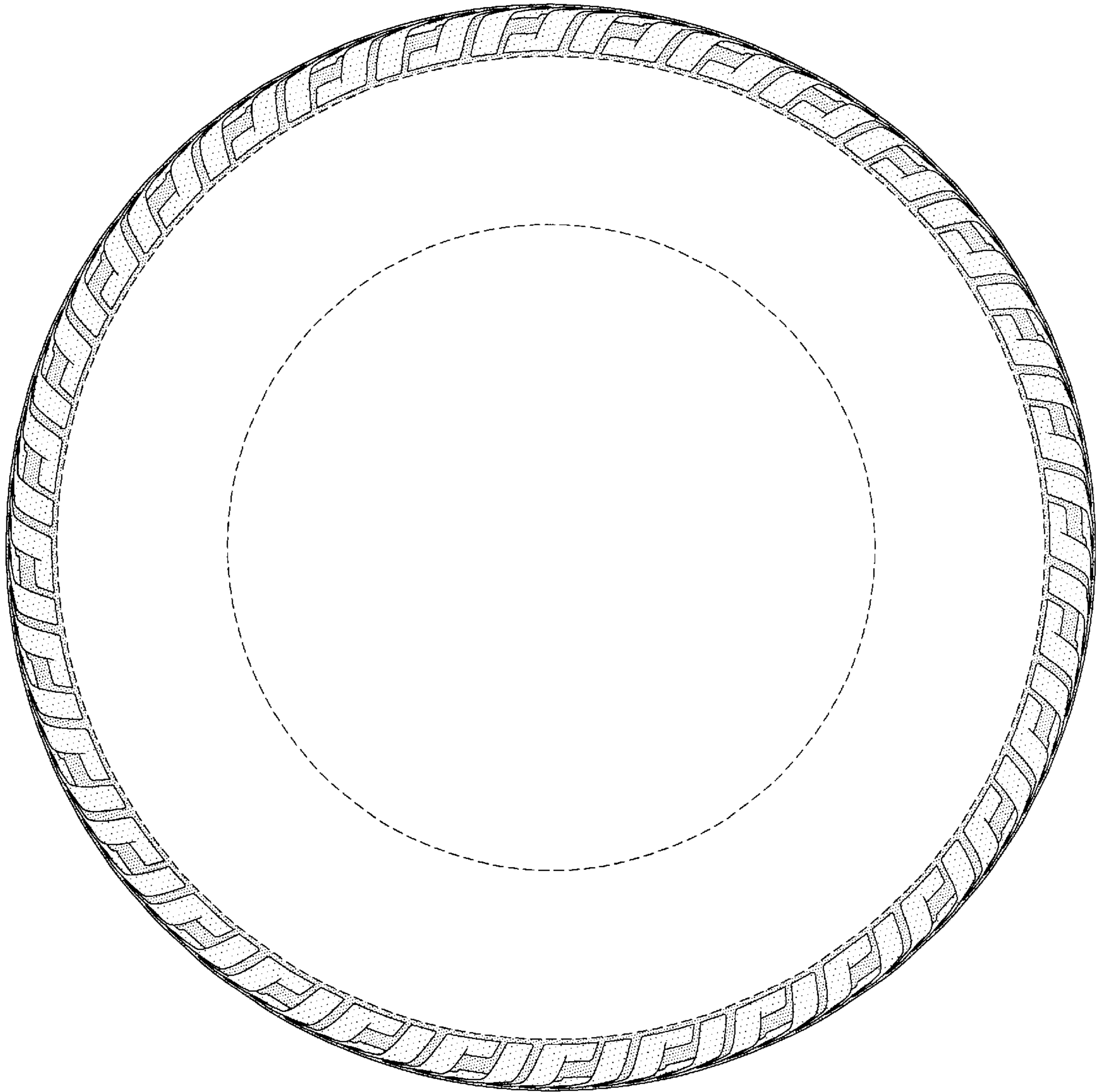


FIG-4




FIG-5