



US00D442523S

(12) **United States Design Patent**
White

(10) **Patent No.:** **US D442,523 S**

(45) **Date of Patent:** **** May 22, 2001**

(54) **TIRE TREAD**

(75) Inventor: **Timothy Andrew White**, Greer, SC
(US)

(73) Assignee: **Michelin Recherche et Technique S.A.**, Granges-Paccot (CH)

(*) Notice: This patent is subject to a terminal disclaimer.

(**) Term: **14 Years**

(21) Appl. No.: **29/039,157**

(22) Filed: **May 22, 1995**

(51) **LOC (7) Cl.** **12-15**

(52) **U.S. Cl.** **D12/147**

(58) **Field of Search** D12/145, 146,
D12/147, 148, 141; 152/209 R, 209 D

(56) **References Cited**

U.S. PATENT DOCUMENTS

D. 206,848	*	1/1967	Berry	D12/146
D. 296,541	*	7/1988	Gettys et al.	D12/147
D. 334,362		3/1993	Stone et al.	D12/147
D. 341,345		11/1993	Killian	D12/146
D. 362,215	*	9/1995	White	D12/147
D. 365,053	*	12/1995	White	D12/146
D. 366,018	*	1/1996	Krupa et al.	D12/147

OTHER PUBLICATIONS

BF Goodrich Lifesaver A/W tire, *1994 Tread Design Guide*, p. 28, third row, third from left.*

Goodyear Wrangler AP tire, *1994 Tread Design Guide*, p. 28, second row, far right.*

U.S. Application No. 29/023,215.

Tread Design Guide 1994, p. 31 Hancock Optimo Plus.

Tread Design Guide 1994, p. 35 Kleber C55/Z2.

Tread Design Guide 1994, p. 53 Remington XT120 Touring.

Tread Design Guide 1994, 87 Firestone Firehawk R4S.

* cited by examiner

Primary Examiner—James Gandy

Assistant Examiner—Robert Spear

(74) *Attorney, Agent, or Firm*—Robert R. Reed; Russell W. Warnock

(57) **CLAIM**

The ornamental design for a tire tread, as shown and described.

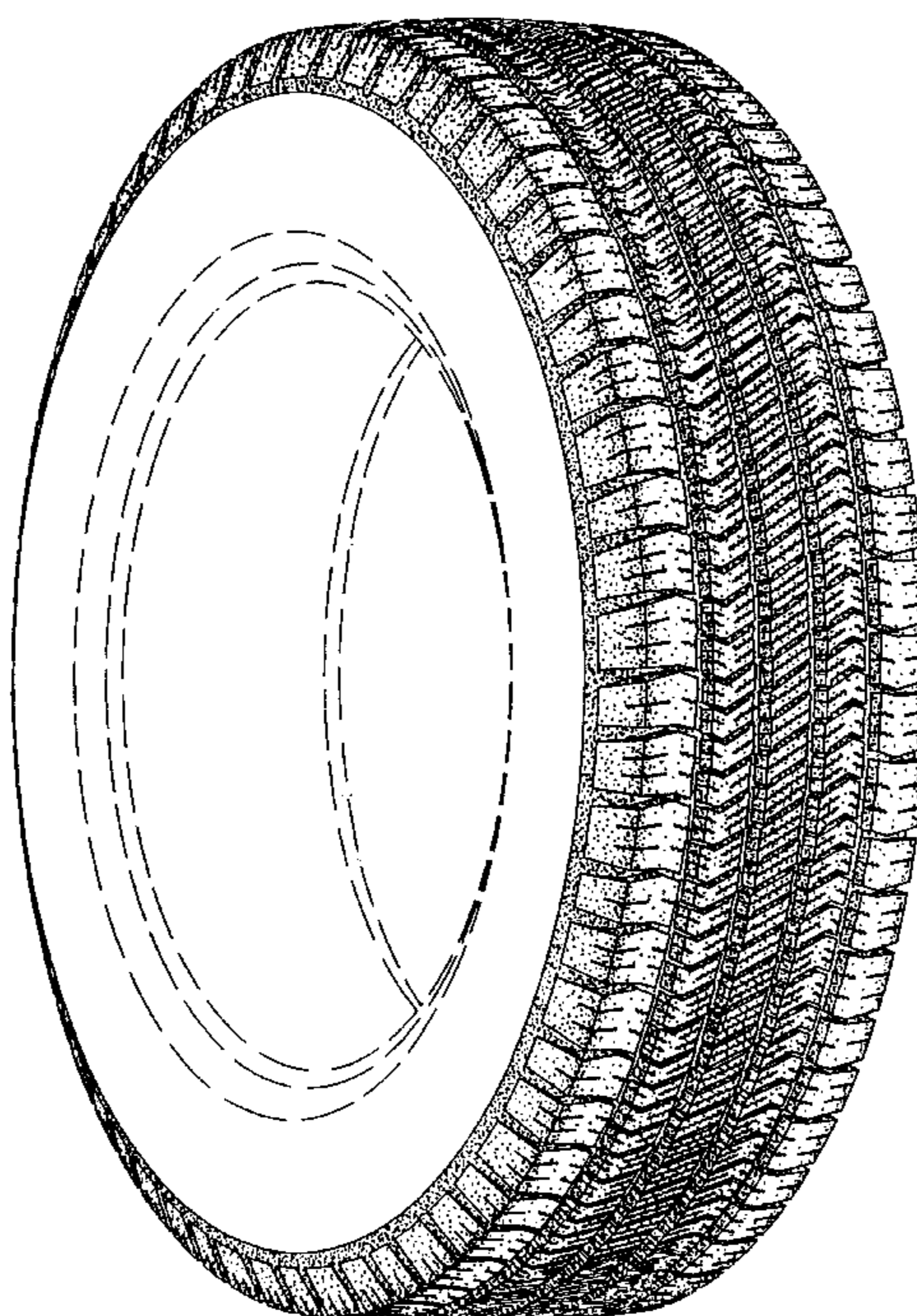
DESCRIPTION

FIG. 1 is a perspective view of a tire tread showing my new tread design, it being understood that the tread pattern, as shown in FIG. 1, is repeated over the outer circumference of the tire and the tread shoulder, and the opposite side view being a mirror image thereof; and,

FIG. 2 is an enlarged fragmentary plan view of a portion of the tread of my new tread design as shown in FIG. 1.

The broken line disclosure of a tire bead and sidewall is for illustrative purposes only and forms no part of the claimed design.

1 Claim, 2 Drawing Sheets



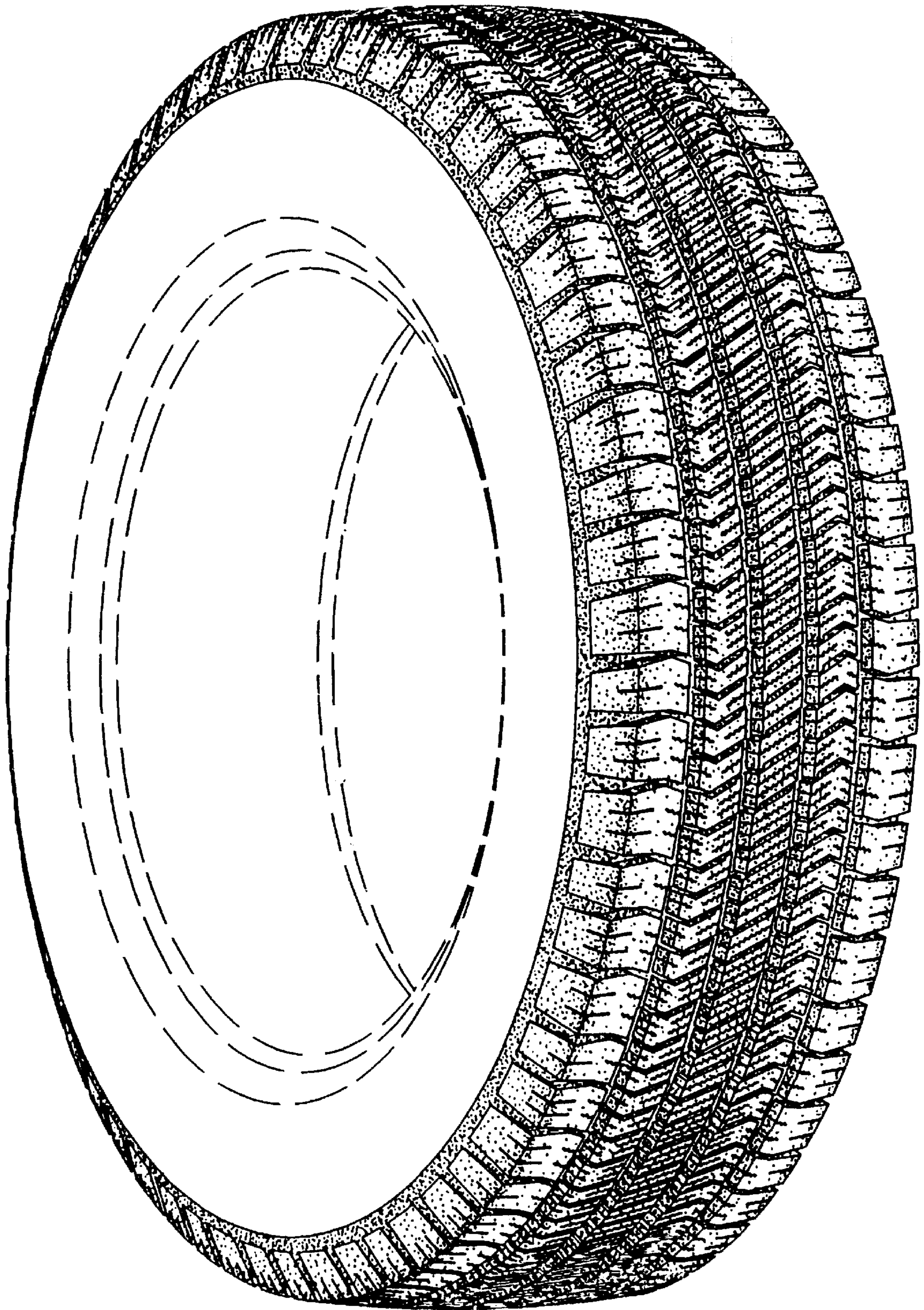


Fig. 1

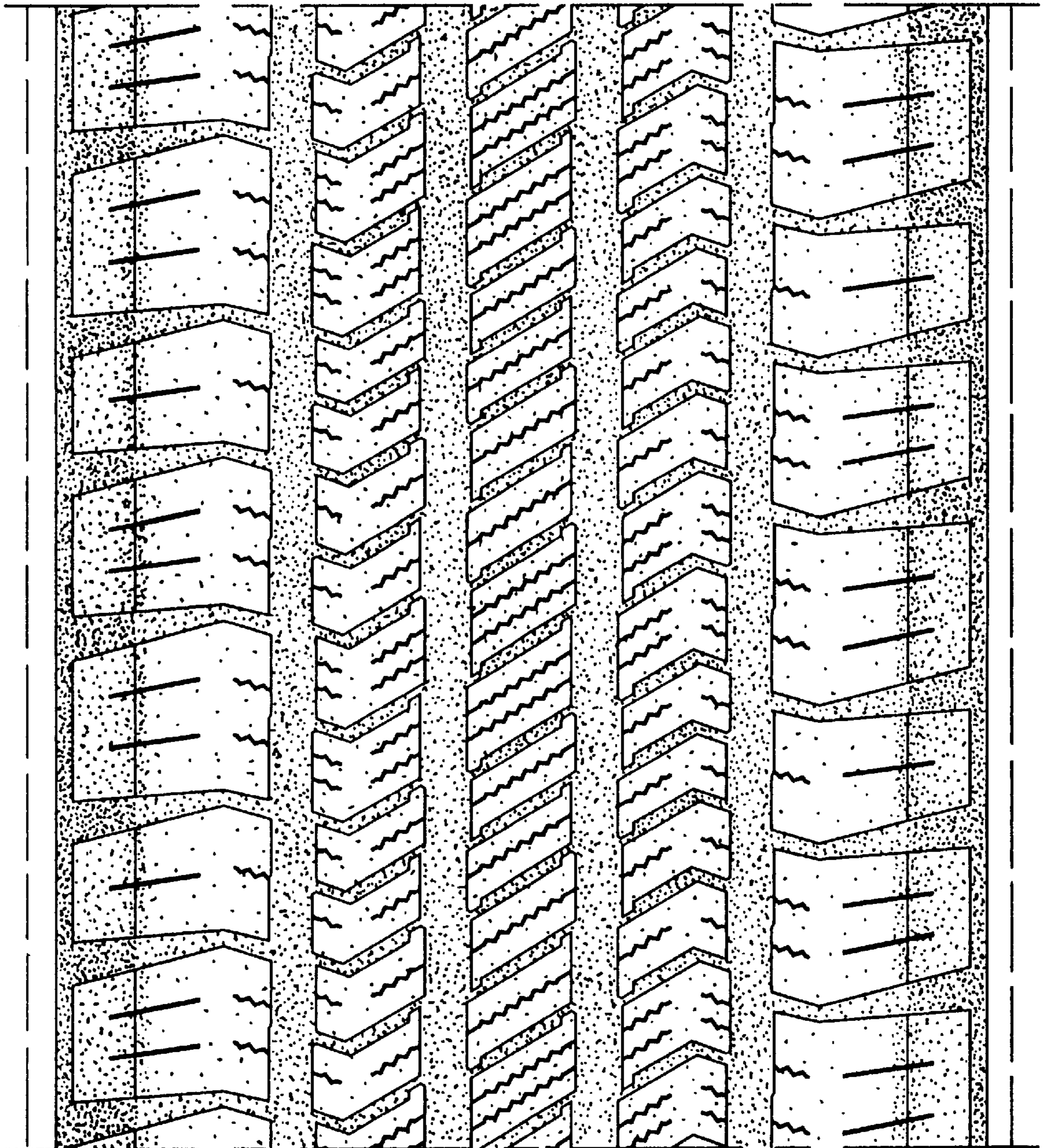


Fig. 2