



US00D442510S

(12) **United States Design Patent**
Ruscitti et al.

(10) **Patent No.:** **US D442,510 S**

(45) **Date of Patent:** **** May 22, 2001**

(54) **PENDANT**

(76) Inventors: **Ray S. Ruscitti**, 465 W. Dominion Dr.
#1504, Wood Dale, IL (US) 60191;
Wilma M. Rohan, 496 Old Surrey Rd.,
Hinsdale, IL (US) 60521

(**) Term: **14 Years**

(21) Appl. No.: **29/116,887**

(22) Filed: **Jan. 14, 2000**

(51) **LOC (7) Cl.** **11-01**

(52) **U.S. Cl.** **D11/81**

(58) **Field of Search** D11/1, 2, 40, 43,
D11/44, 48-49, 78-82, 50, 54, 101-102,
95-96, 107, 104, 116, 62; 63/13, 14.1,
23, 20

(56) **References Cited**

U.S. PATENT DOCUMENTS

D. 249,131 * 8/1978 Barr D11/81

D. 249,132 * 8/1978 Barr D11/81
D. 249,135 * 8/1978 Barr D11/81
D. 280,189 * 8/1985 Moses et al. D11/79
D. 280,713 * 9/1985 Moses et al. D11/79
D. 422,236 * 4/2000 Ruscitti D11/4

* cited by examiner

Primary Examiner—Ralf Seifert

(57) **CLAIM**

The ornamental design for a pendant, as shown.

DESCRIPTION

FIG. 1 is a perspective view of a pendant showing our new design.

FIG. 2 is a left side elevation view thereof; the right opposite side being identical;

FIG. 3 is a front view thereof; the opposite rear view being identical;

FIG. 4 is a top view thereof; and,

FIG. 5 is a bottom view thereof.

1 Claim, 1 Drawing Sheet

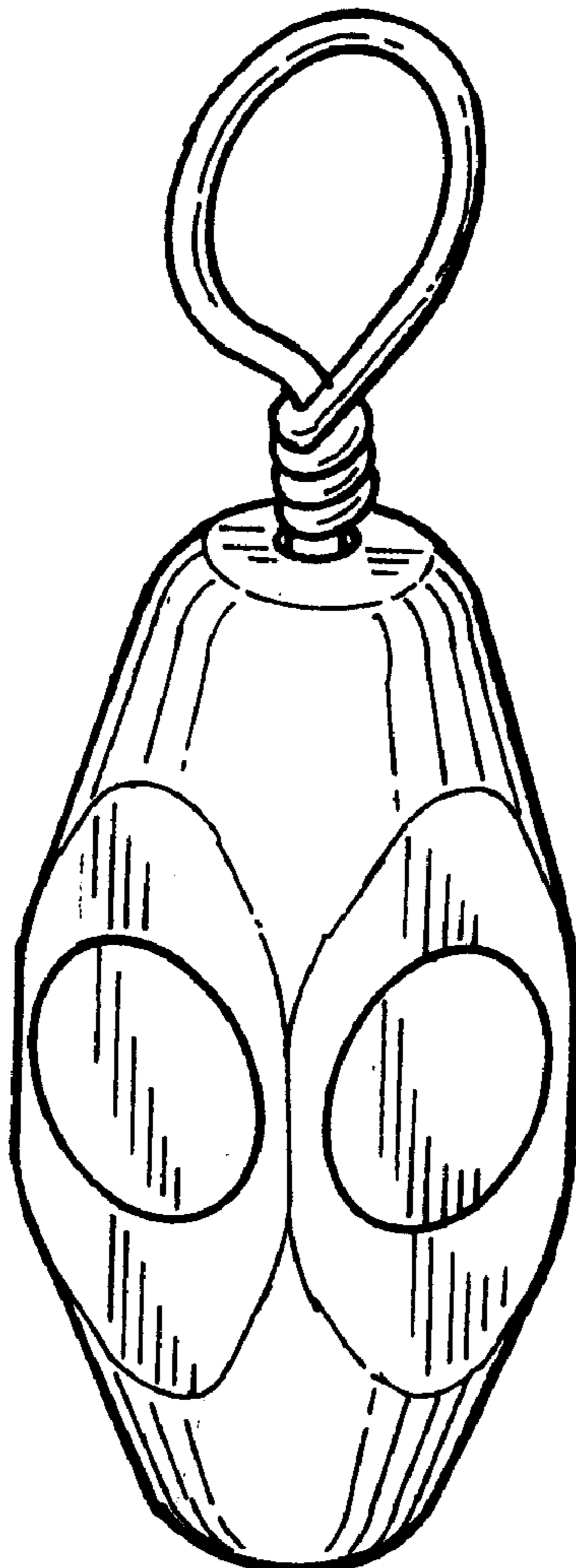


FIG. 1

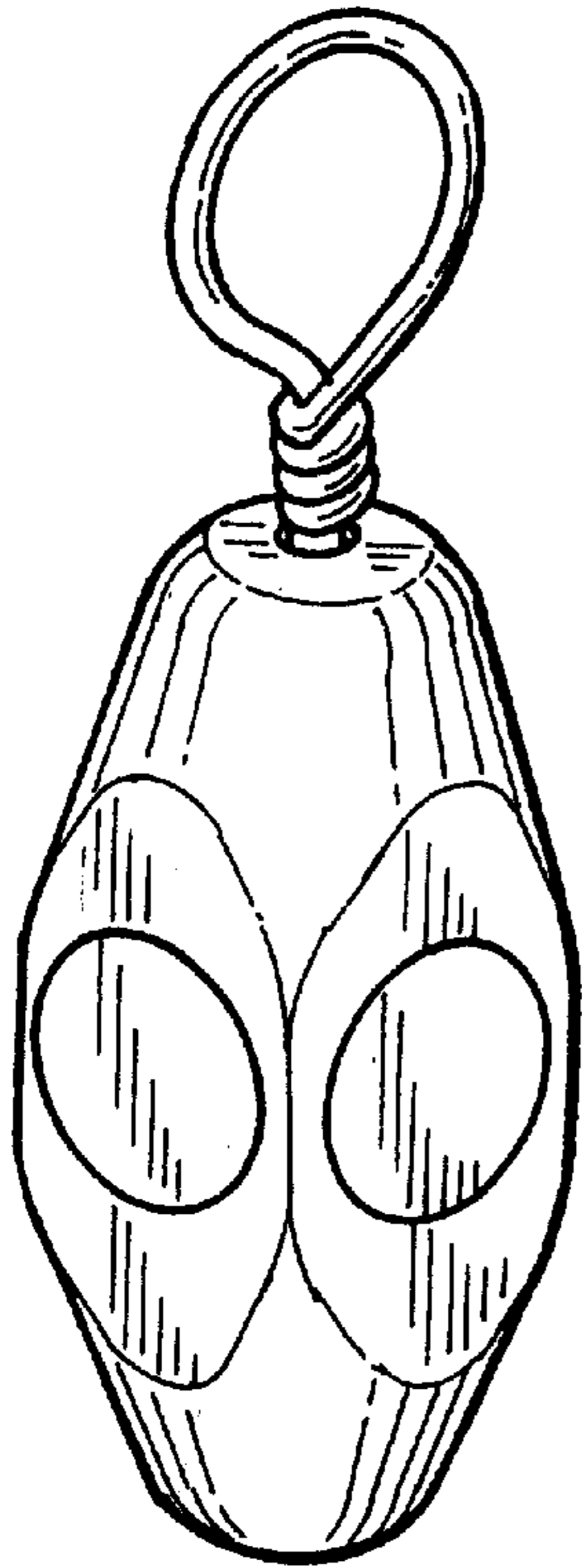


FIG. 2

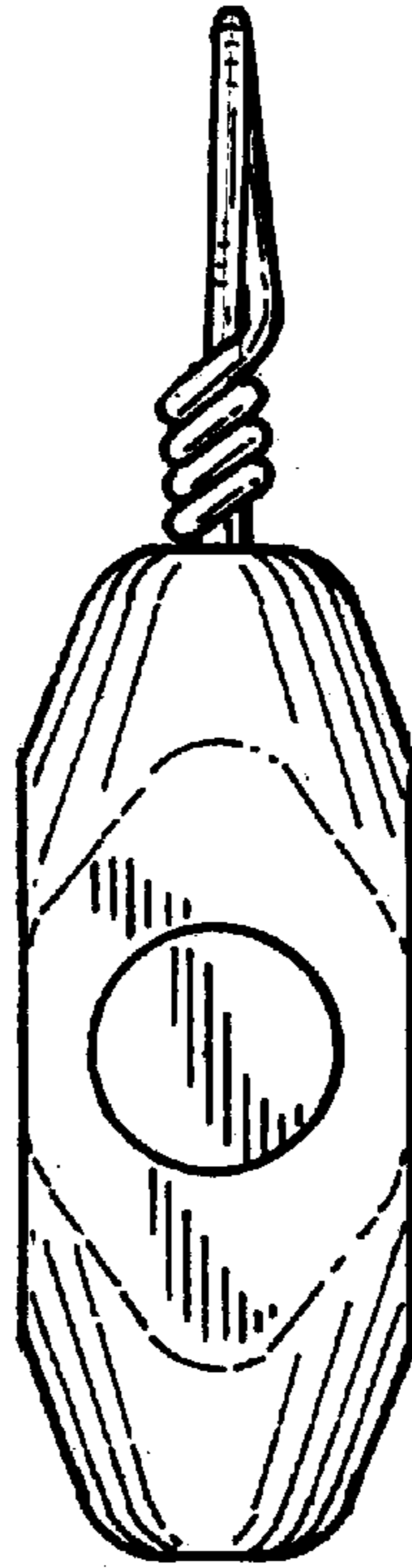


FIG. 3

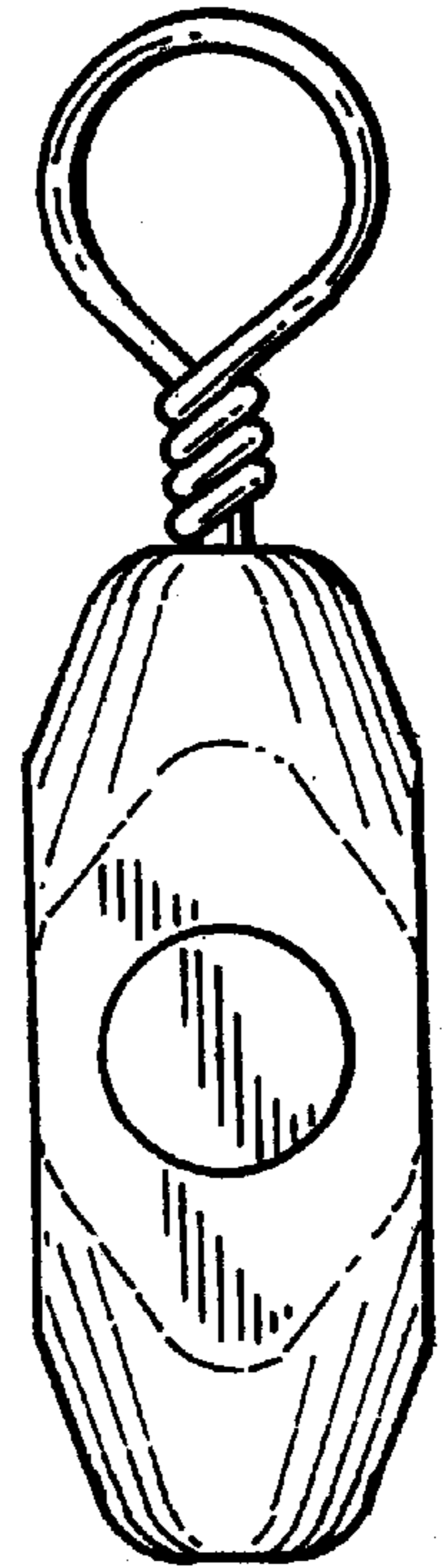


FIG. 4

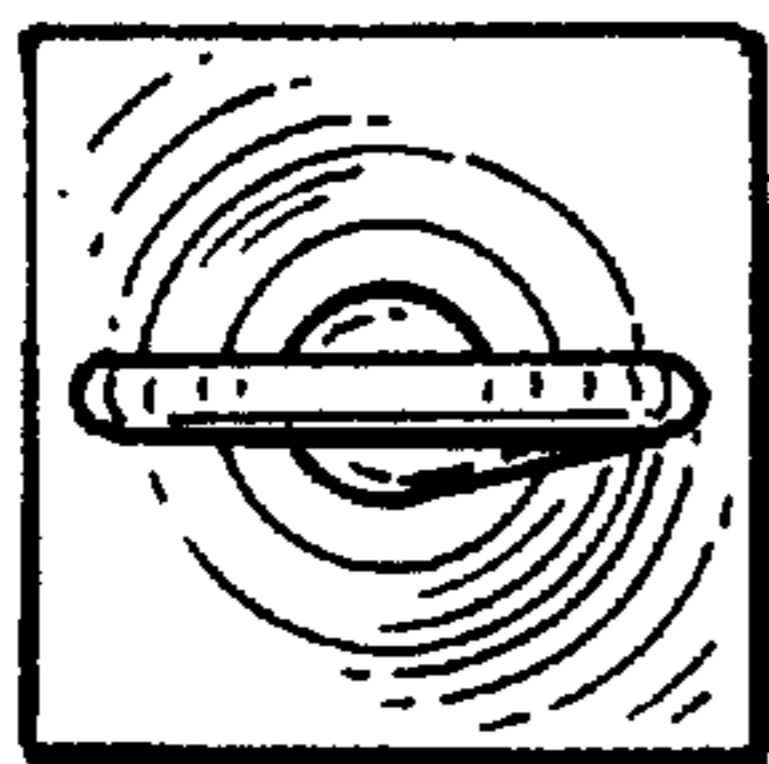


FIG. 5

