



US00D442509S

(12) **United States Design Patent**
Yamanaka

(10) **Patent No.:** **US D442,509 S**

(45) **Date of Patent:** **** May 22, 2001**

(54) **RING**

(76) **Inventor:** **Atsuko Yamanaka**, 102,
Minamioshimacho, Momoyama,
Fushimi-ku, Kyoto-shi, Kyoto-fu (JP)

(**) **Term:** **14 Years**

(21) **Appl. No.:** **29/088,467**

(22) **Filed:** **May 26, 1998**

(30) **Foreign Application Priority Data**

Dec. 8, 1997 (JP) 9-77941

(51) **LOC (7) Cl.** **11-01**

(52) **U.S. Cl.** **D11/26**

(58) **Field of Search** D11/26-39; 63/15,
63/15.1, 29.1, 15.7, 15.45, 1.12

(56) **References Cited**

U.S. PATENT DOCUMENTS

D. 65,362 * 7/1924 Wittstein et al. D11/26
D. 88,984 * 1/1933 Peterson D11/38
D. 203,551 * 1/1966 Tranfield D11/26
D. 292,682 * 11/1987 Bulgari D11/27
D. 293,898 * 1/1988 Bulgari D11/27

D. 331,724 * 12/1992 Klein D11/26
D. 337,543 * 7/1993 Caldow D11/26
D. 364,830 * 12/1995 Roemer D11/26
D. 390,150 * 2/1998 Wein D11/37
1,422,819 * 7/1922 Blaicher 63/15

OTHER PUBLICATIONS

Platinum Guild International USA, Platinum Edition IV,
1996, p. 57; top band with stone inside band.*

* cited by examiner

Primary Examiner—Cathy Anne MacCormac

(74) *Attorney, Agent, or Firm*—Arent Fox Kintner Plotkin
& Kahn, PLLC


(57) **CLAIM**

The ornamental design for a ring, as shown and described.

DESCRIPTION

FIG. 1 is a front view of the ring;
FIG. 2 is a top view of the ring;
FIG. 3 is a cross-sectional view thereof taken on line 3—3
of FIG. 2;
FIG. 4 is a partial sectional view of the stones; and,
FIG. 5 is a perspective view thereof.

1 Claim, 2 Drawing Sheets



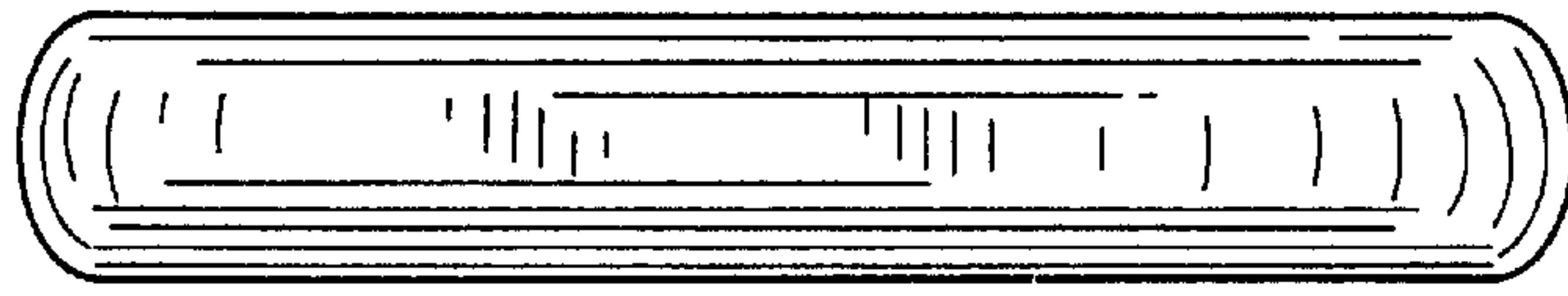


FIG. 1

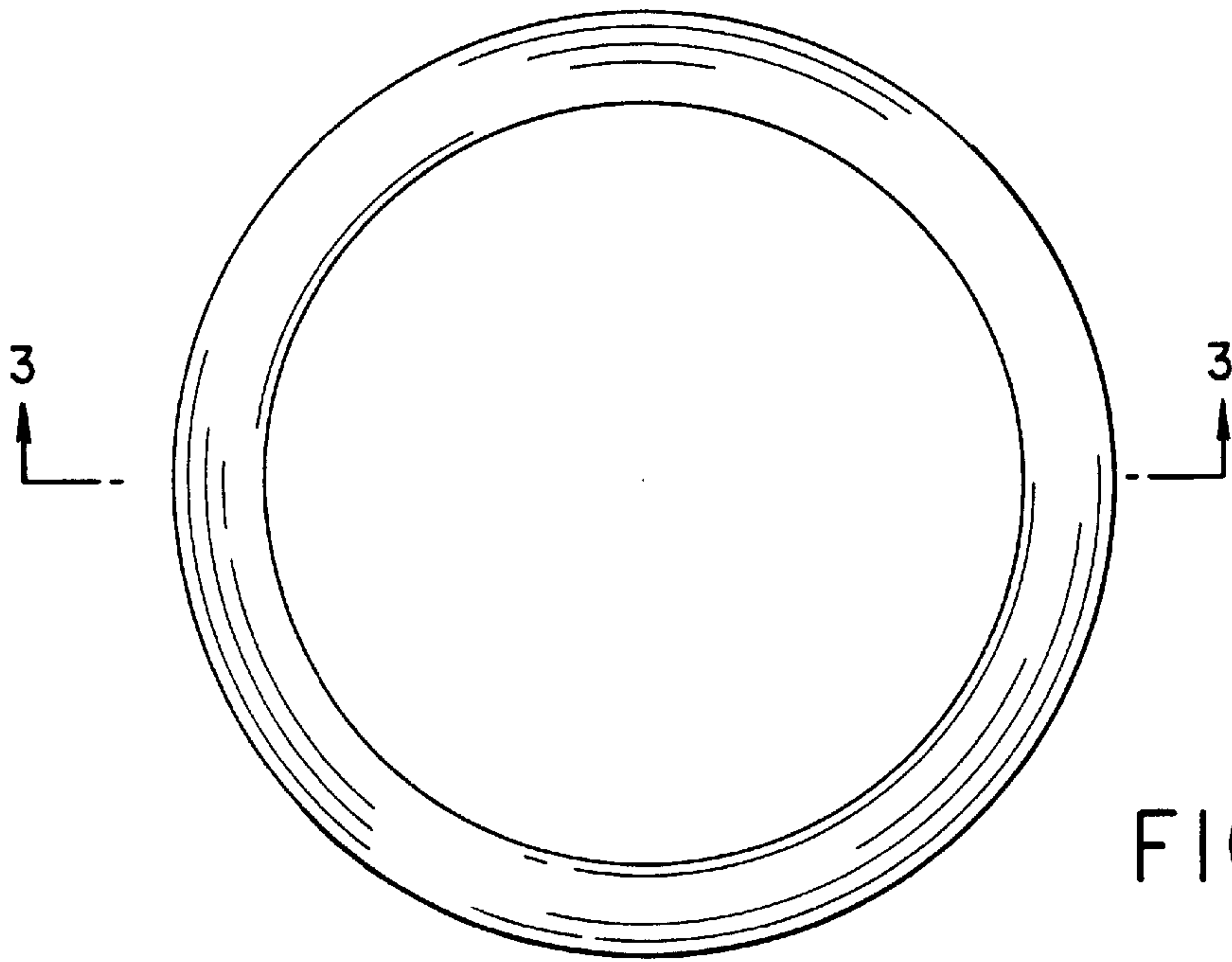


FIG. 2




FIG. 3



FIG. 4

Figure 5

