



US00D442490S

(12) **United States Design Patent**  
**LePage**

(10) **Patent No.:** **US D442,490 S**

(45) **Date of Patent:** **\*\* May 22, 2001**

(54) **COMBINED BOTTLE AND CAP**

(75) **Inventor:** **Cecile LePage, New York, NY (US)**

(73) **Assignee:** **Elizabeth Arden Company, division of Conopco, Inc., New York, NY (US)**

(\*\*) **Term:** **14 Years**

(21) **Appl. No.:** **29/114,184**

(22) **Filed:** **Nov. 19, 1999**

(51) **LOC (7) Cl.** ..... **09-01**

(52) **U.S. Cl.** ..... **D9/523; D9/526; D9/543**

(58) **Field of Search** ..... **D9/523, 526, 543, D9/516, 572, 575, 311, 316, 530, 522; 215/382, 383, 384**

(56) **References Cited**

**U.S. PATENT DOCUMENTS**

- D. 176,590 \* 1/1956 Breen ..... D9/523
- D. 218,731 \* 9/1970 Eisermann ..... D9/523
- D. 220,249 \* 3/1971 Gould ..... D9/523

- D. 223,188 \* 3/1972 Blank ..... D9/523
- D. 250,601 \* 12/1978 Pick et al. .... D9/526
- D. 332,052 \* 12/1992 Sabbia ..... D9/523

\* cited by examiner

*Primary Examiner*—Lucy Lieberman

(74) *Attorney, Agent, or Firm*—Milton L. Honig

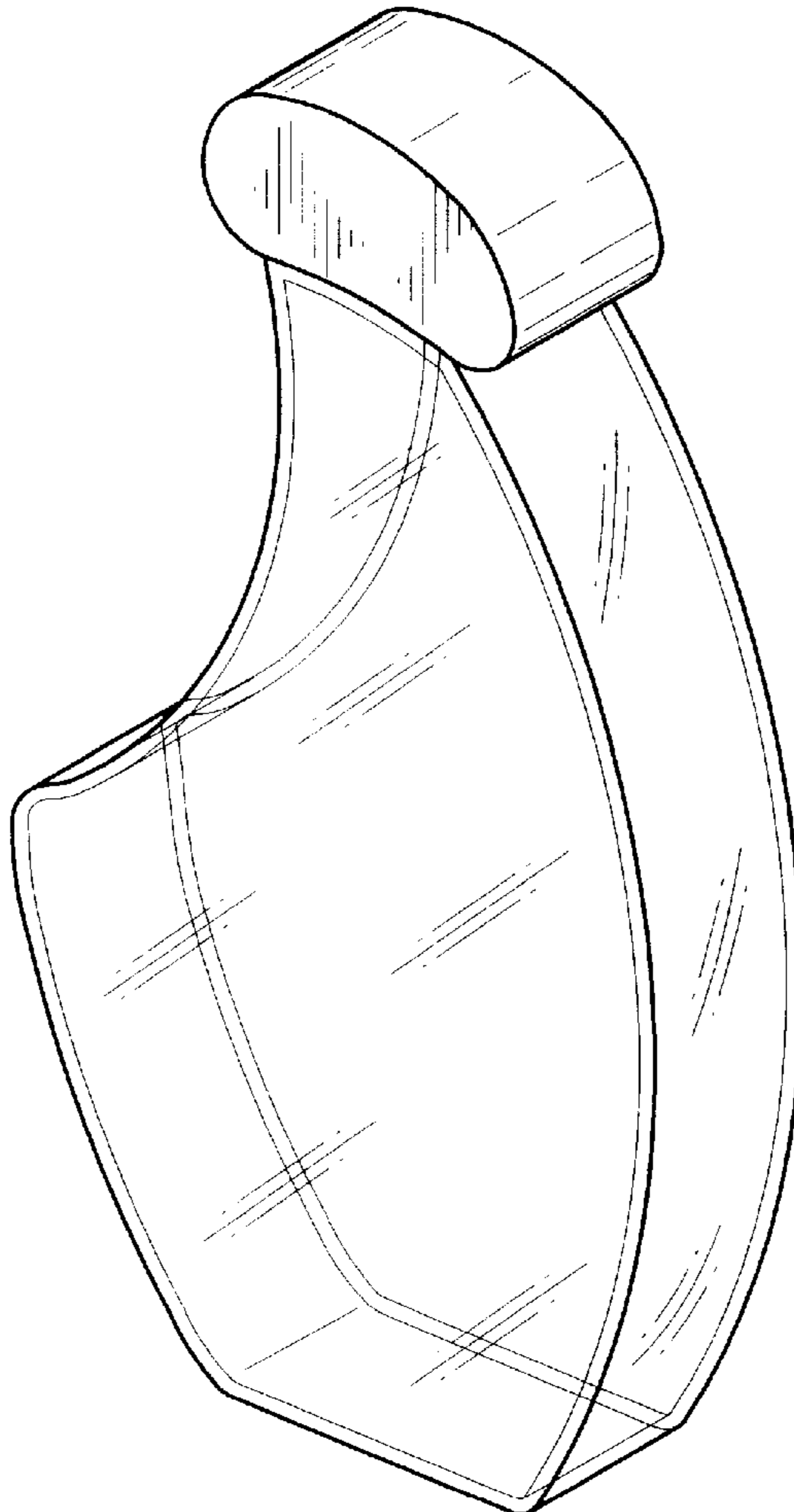
(57) **CLAIM**

The ornamental design for a combined bottle and cap, as shown and described.

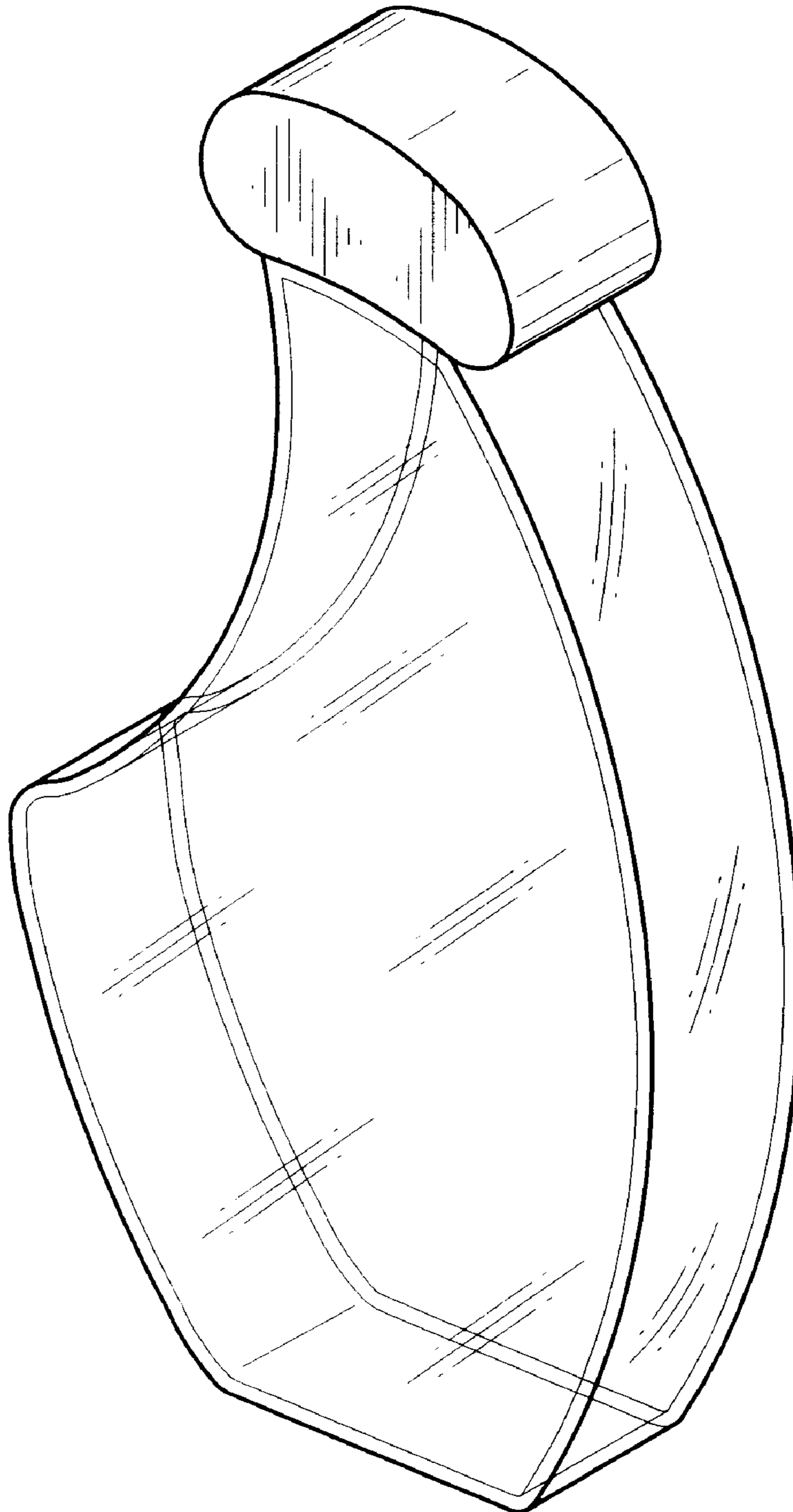
**DESCRIPTION**

FIG. 1 is a perspective of a combined bottle and cap showing my new design;  
 FIG. 2 is a left side elevational view;  
 FIG. 3 is a right side elevational view;  
 FIG. 4 is a front elevation;  
 FIG. 5 is a rear elevation;  
 FIG. 6 is a top plan view; and,  
 FIG. 7 is a bottom plan view.

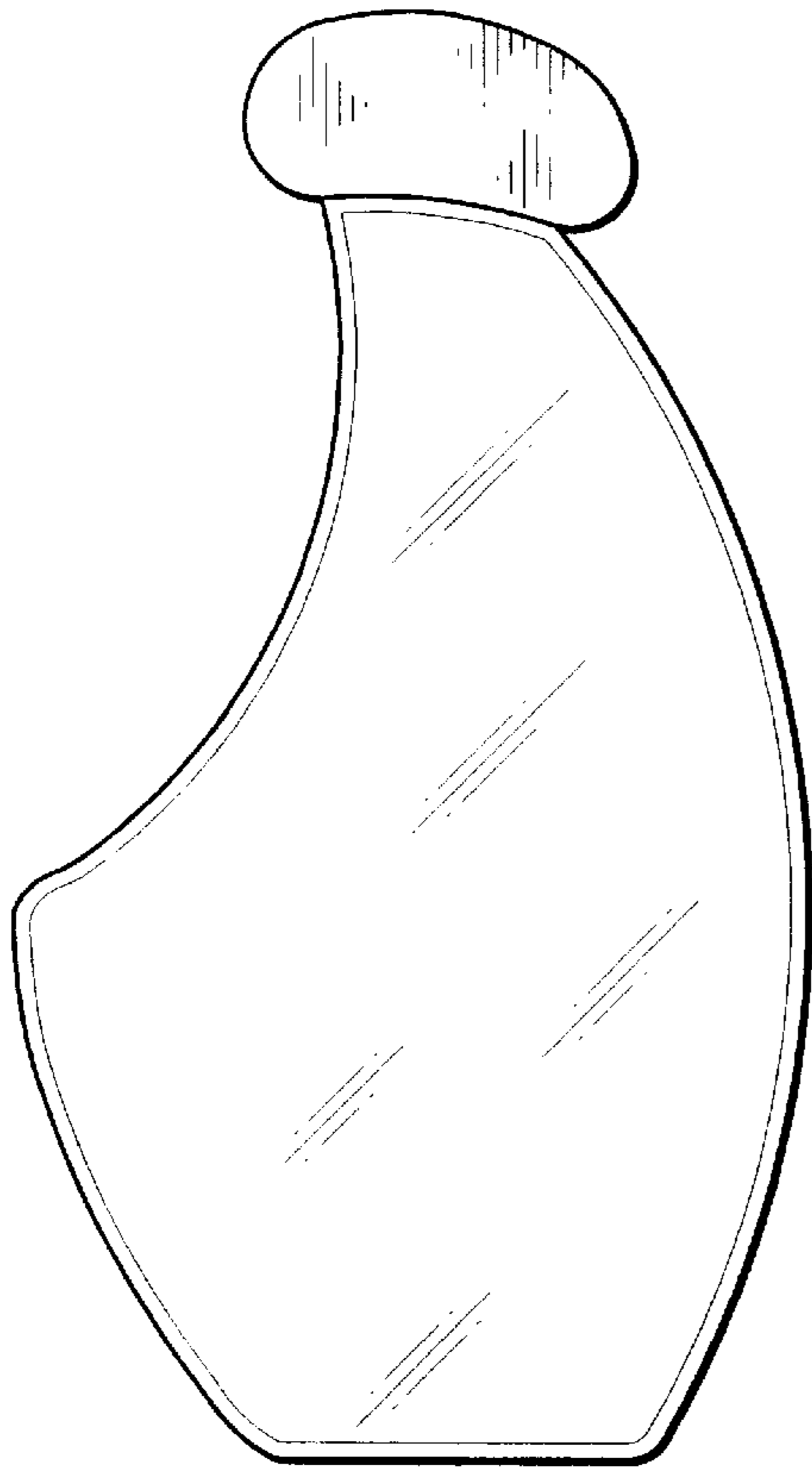
**1 Claim, 3 Drawing Sheets**



**FIG. 1**



*FIG. 2*



*FIG. 3*

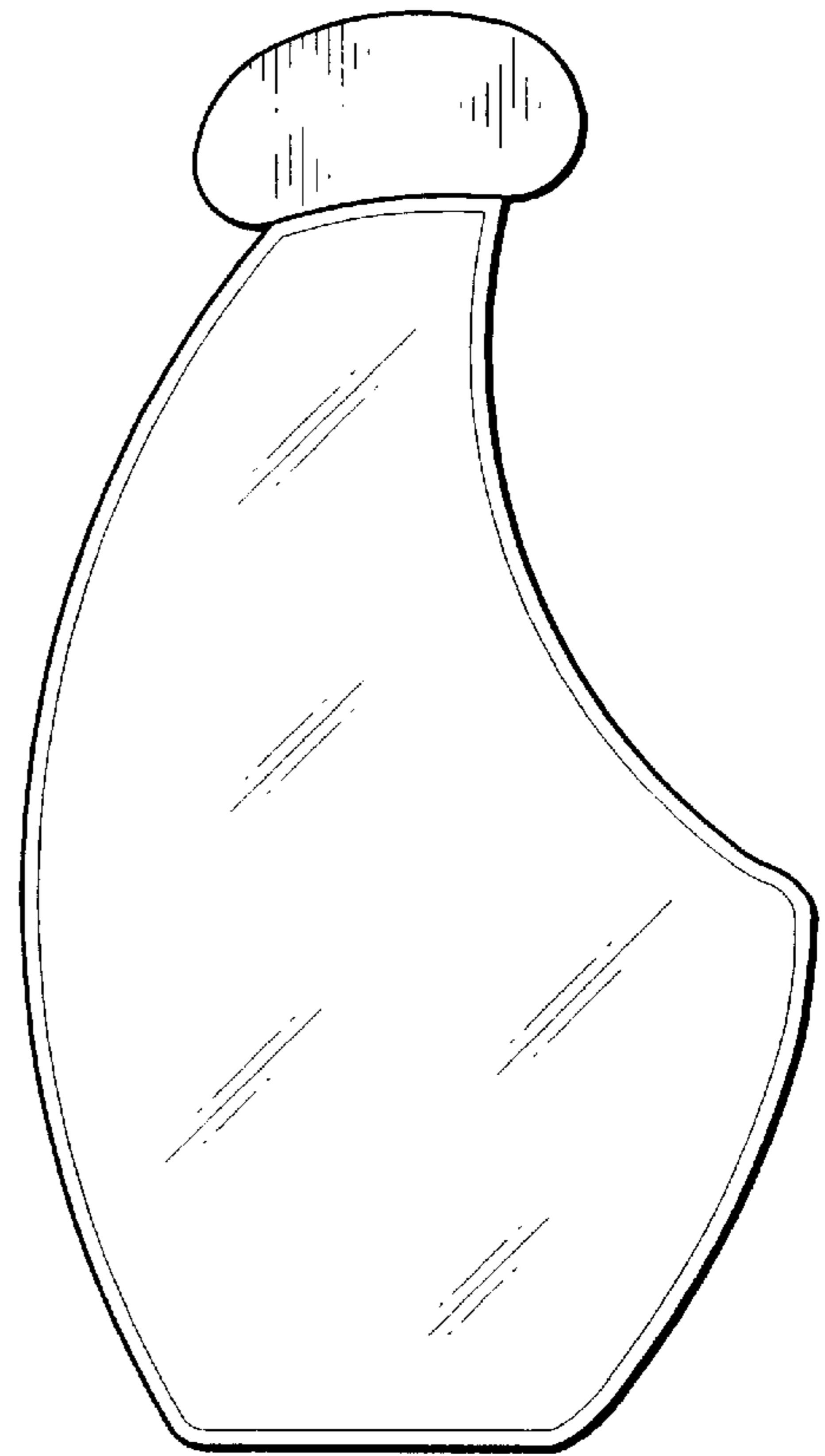


FIG. 4




FIG. 5




FIG. 6




FIG. 7

